THE UNIVERSITY OF TENNESSEE
BOARD OF TRUSTEES
ANNUAL MEETING

1:00 p.m. EDT
Thursday
June 19, 2014

Hollingsworth Auditorium
2421 Joe Johnson Drive
Knoxville, Tennessee

ORDER OF BUSINESS

I. Call to Order and Invocation

II. Roll Call

III. Introductions

IV. Adoption of an Honorary Resolution ..... Tab 1

V. Trustees' Lifetime Achievement Award ..... Tab 2

VI. President's Report

VII. FY 2015 Operating Budget, Student Tuition and Fees, and Compensation Guidelines ..... Tab 3
- A. FY 2015 Operating Budget and Student Tuition and Fees ..... Tab 3.1
- B. FY 2015 Compensation Guidelines ..... Tab 3.2
- C. Resolution Approving FY 2015 Operating Budget, Student Tuition and Fees, and Compensation Guidelines ..... Tab 3.3

VIII. Action Items from Executive and Compensation Committee

- A. Performance Goals and Retention Amount for Chancellor Angle under the Performance and Retention Plan for Executive Officers ..... Tab 4
- B. President's Four-Year Comprehensive Performance Review of Chancellor Schwab ..... Tab 5
- C. Election and Compensation of University Officers ..... Tab 6
- D. 2015 Dates for Regular Board Meetings and a Workshop ..... Tab 7

IX. Action Items from Trusteeship Committee

- A. Authorization for the Vice Chair to Make Committee and Committee Chair Appointments ..... Tab 8
- B. Reappointment of UT Members to the University Health System Board of Directors ..... Tab 9

X. Action Items from Finance and Administration Committee


A. Policy on a Student Programs and Services Fee ..... Tab 10
B. TUAPA Rule on Towing Fine Increase, UT Knoxville—**Roll Call Vote** .. Tab 11
C. TUAPA Rule on Use of University Property—**Roll Call Vote** ..... Tab 12
D. TUAPA Rule on Use of University Property by Non-Affiliated Persons For Free Expression Activities—**Roll Call Vote** ..... Tab 13


XI. Report of the Audit Committee (including the 2014 Financial Review of UTC, UTK, and UTM Athletics Departments) ..... Tab 14

XII. Consent Agenda


A. Minutes of the Last Meeting ..... Tab 15
B. Resolution Appointing a Managerial Group for U.S. Government Contracts ..... Tab 16
C. Ratification of 2013-2014 Quasi-Endowments ..... Tab 17
D. FY 2015 Distribution of UC Foundation Unrestricted Endowment Funds ..... Tab 18
E. UTHSC Regional Tuition Rate Program for the College of Pharmacy in Memphis ..... Tab 19
F. Extension of UTC Regional Tuition Rate Program for Undergraduates, FY 2014-15 ..... Tab 20
G. Extension of UTC Regional Tuition Rate Program for Graduate Students, FY 2014-15 ..... Tab 21
H. Disclosure of Additional Revenue/Institutionally Funded Capital Projects for FY 2015 ..... Tab 22
I. Alley Transfers from the City of Knoxville (UTK) ..... Tab 23
J. Annual Report of Sale of Gift Property ..... Tab 24
K. President Emeritus Agreement with Dr. Joseph E. Johnson ..... Tab 25
L. The University of Tennessee Diversity Statement ..... Tab 26
M. UT Knoxville Faculty Handbook Revisions ..... Tab 27
N. Revision of Academic Affairs and Student Success Committee Charter .. Tab 28
O. Tenure Recommendations ..... Tab 29
P. 2014 Comprehensive Listing of Academic Programs ..... Tab 30
Q. Authorization to Confer Degrees ..... Tab 31
R. Naming of the Volleyball Practice Facility at UT Knoxville ..... Tab 32
S. Naming of Chi Omega Sorority House at UT Martin ..... Tab 33


XIII. Announcements ..... Tab 34

XIV. Adjournment

**The University of Tennessee**
**Board of Trustees**

**Resolution in Honor of Shalin Nandlal Shah**
**June 19, 2014**

WHEREAS, Shalin Nandlal Shah graduated from the Chattanooga School for the Arts and Sciences with honors in 2009; and

WHEREAS, he began his education at The University of Tennessee at Chattanooga as a Brock Scholar; and

WHEREAS, Mr. Shah served as freshman treasurer, senator, parliamentarian and president of the UTC Student Government Association and was a member of the UT System Strategic Steering Group; and

WHEREAS, he was involved in the UTC Honor Court, Chancellor's Roundtable, and Tennessee Inter-Collegiate State Legislature, and served as an intern in the Office of the District 8 County Commissioner; and

WHEREAS, Mr. Shah served on many campus committees, task forces and boards as a representative of students and worked as a SOAR coach for the Public Education Foundation as a mentor; and

WHEREAS, he graduated in May 2014 with a major in political science and minors in business administration and geography; and

WHEREAS, Mr. Shah was appointed by Governor Bill Haslam in 2012 as a Student Trustee on The University of Tennessee Board of Trustees and served with distinction on the Academic Affairs and Student Success and the Research, Outreach, and Economic Development committees of the Board, eagerly advocating on behalf of UT students across the state;

NOW THEREFORE BE IT RESOLVED that The University of Tennessee Board of Trustees, meeting in Knoxville, Tennessee, on June 19, 2014, congratulates Shalin Shah for his outstanding career as a student and commends him for his distinguished service to the Board and the University.

THE UNIVERSITY OF TENNESSEE
BOARD OF TRUSTEES

ACTION ITEM

DATE: June 19, 2014

ITEM: **Trustees' Lifetime Achievement Award**

RECOMMENDATION: Approval

PRESENTED BY: J. Brian Ferguson, Vice Chair

At the 2010 Winter Meeting, the Board approved the Trustees' Lifetime Achievement Award as the only award conferred by the Board and, accordingly, the most prestigious University of Tennessee award. The Board established the following criteria and eligibility requirements for the award:

Criteria:

- A lifetime of extraordinary service to The University of Tennessee in an official or volunteer capacity; or
- A lifetime of nationally or internationally recognized achievement that has brought extraordinary distinction to The University of Tennessee.

Eligibility:

- The term "lifetime" will generally mean thirty years or more.
- Members of the Board of Trustees are eligible only after leaving office.
- Elected officials are eligible only after leaving office.
- University employees are eligible only after retiring or otherwise leaving office.

Upon the nomination of Andrea J. Loughry, Trustee Emerita and former Vice Chair of the Board, the Vice Chair recommends that the Trustees' Lifetime Achievement Award be conferred on Dr. Joseph E. Johnson in recognition of his extraordinary service to the University for more than 50 years.

**MOTION:**

**That the Trustees' Lifetime Achievement Award be conferred on Dr. Joseph E. Johnson in recognition of his extraordinary service to the University for more than 50 years.**

THE UNIVERSITY OF TENNESSEE
BOARD OF TRUSTEES

ACTION ITEM

| | |
|---|---|
| DATE: | June 19, 2014 |
| ITEM: | **FY 2015 Operating Budget, Student Tuition and Fees, and Compensation Guidelines** |
| RECOMMENDATION: | Approval |
| PRESENTED BY: | Charles M. Peccolo, Treasurer and Chief Financial Officer |

The proposed FY 2015 Operating Budget, Student Tuition and Fees, Compensation Guidelines, and a formal Resolution of approval are presented in the following materials.

**MOTION:**

**That the Resolution on the FY 2015 Operating Budget, Student Tuition and Fees, and Compensation Guidelines be adopted.**

# FY 2015 Proposed Budget

June 18-19, 2014

# FY2015 Proposed Budget

- The FY2015 Proposed Budget is balanced & within available resources.

- FY2015 highlights:
  - State Funding
    - Spared cuts made to other agencies
    - $5.7M: formula unit productivity gains
  - Tuition & Fees Recommendations

# Total Current Funds

# Total Current Funds

| $ Millions | FY2014 | FY2015 | Change | |
|---|---|---|---|---|
| Unrestricted E&G | $1,183.2 | $1,230.3 | $47.1 | 4.0% |
| Restricted E&G | 614.4 | 615.2 | 0.8 | 0.1% |
| Auxiliaries | 193.8 | 203.1 | 9.3 | 4.8% |
| **TOTAL REVENUES** | **$1,991.4** | **$2,048.6** | **$57.2** | **2.9%** |
| Expenditures & Transfers | 2,042.3 | 2,051.1 | 8.8 | 0.4% |
| **Fund Balances used for Current Operations** | **$50.9** | **$2.5** | **($48.4)** | **(95.1%)** |

THE UNIVERSITY of TENNESSEE



# Revenue Trends

## Current Unrestricted & Restricted E&G and Auxiliary Funds

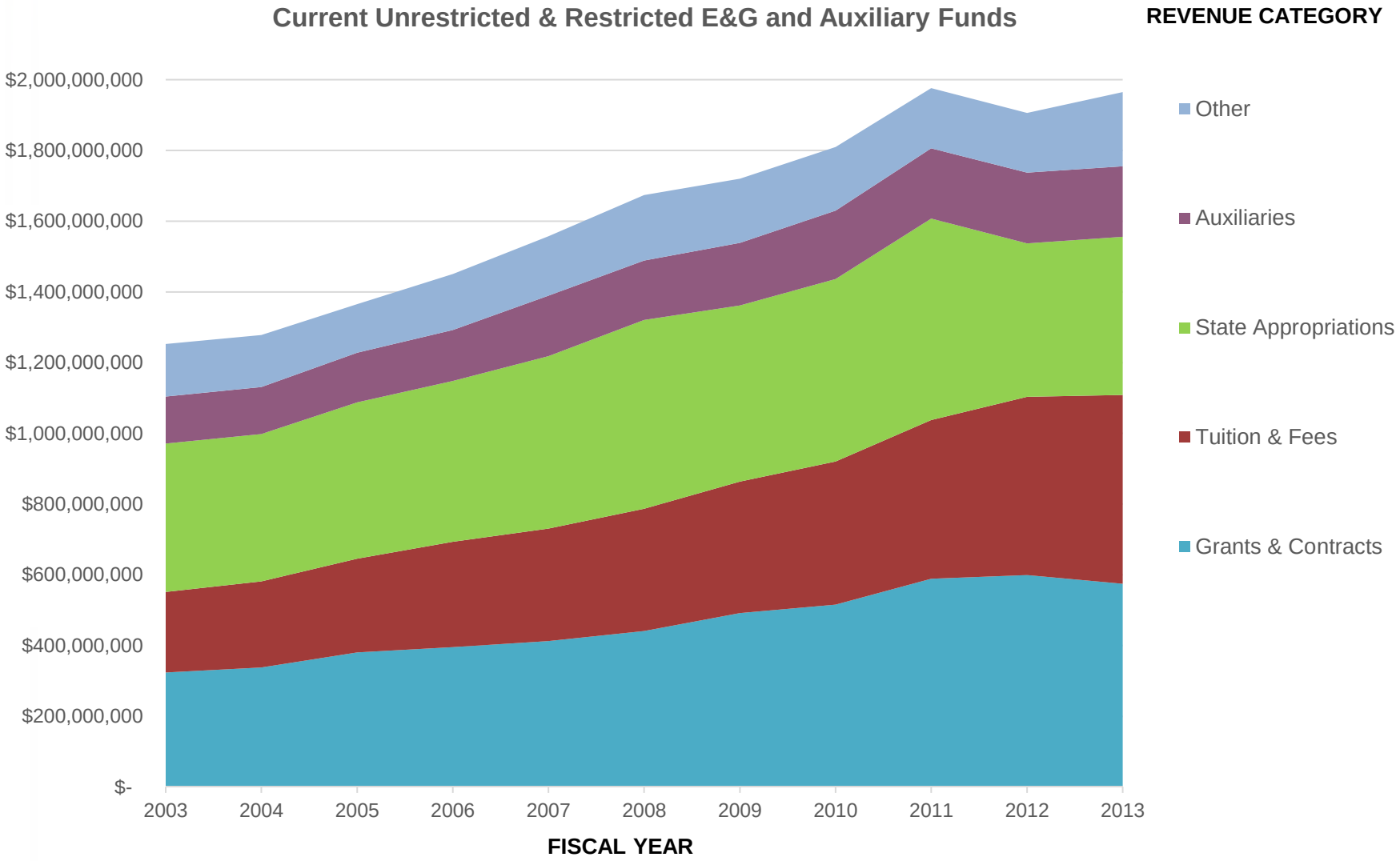


5

THE UNIVERSITY of TENNESSEE



# Total Current Funds

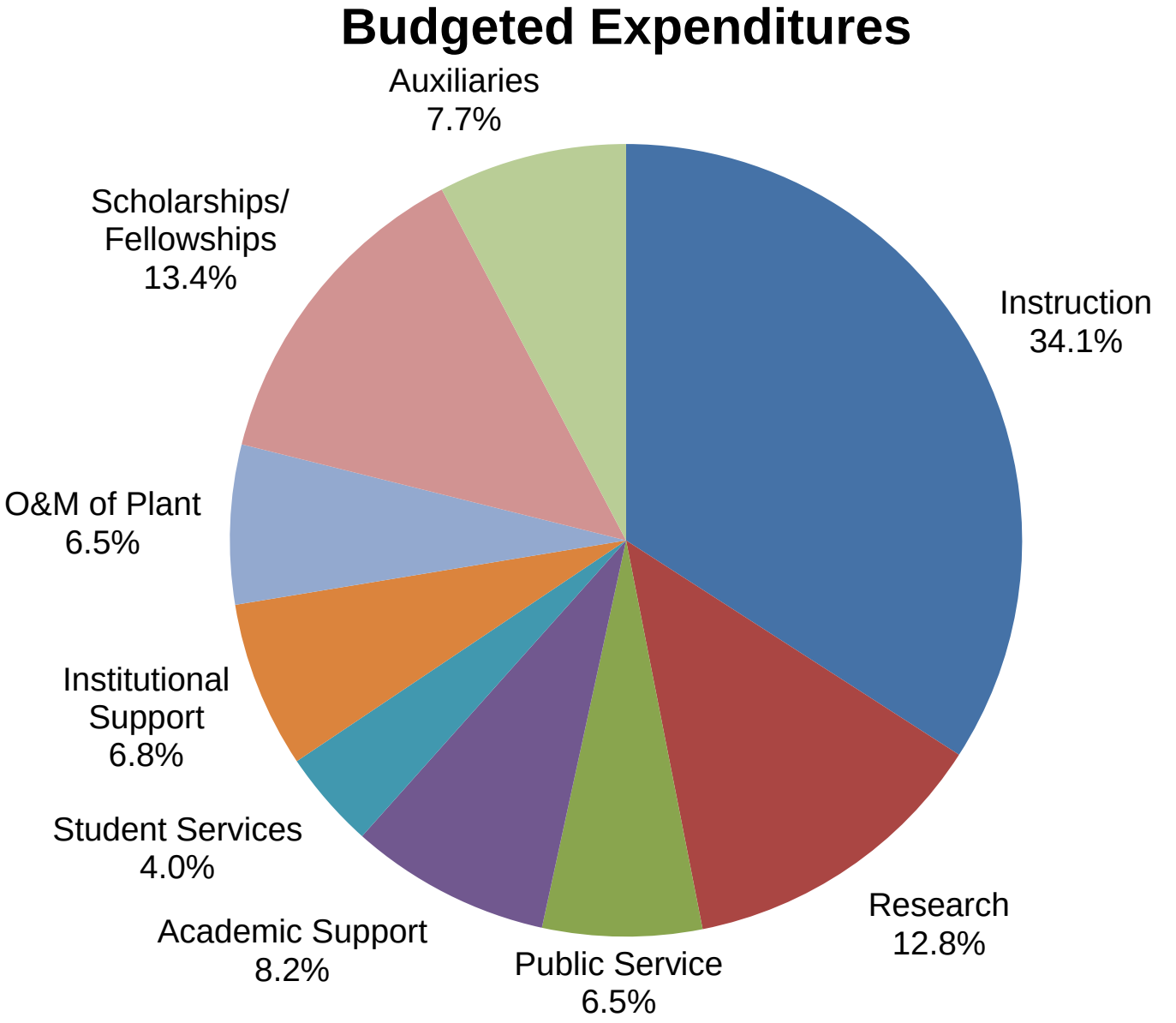


6

THE UNIVERSITY of TENNESSEE



# Expenditure Trends

## Current Unrestricted & Restricted E&G and Auxiliary Funds

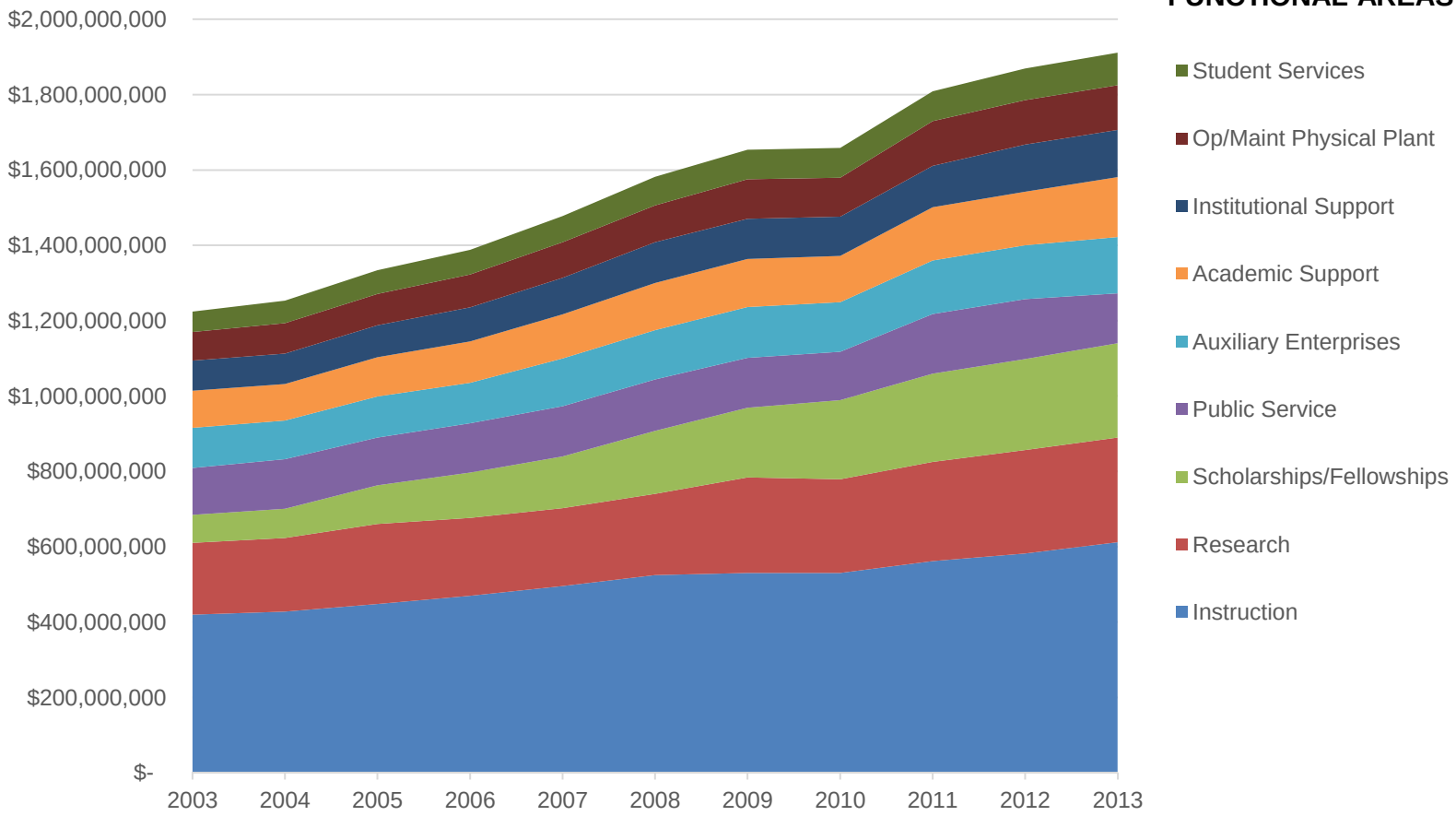


7

# Unrestricted Educational & General (E&G) Funds

*Unrestricted (E&G) funds support the core functions of the university.*

# FY2015 Proposed Budget

| Unrestricted E&G Funds | FY2014 | FY2015 | Change | |
|---|---|---|---|---|
| Tuition & Fees | $569.2 | $607.1 | $37.9 | 6.7% |
| State Appropriations | 466.7 | 474.2 | 7.5 | 1.6% |
| Other Revenues | 147.3 | 149.0 | 1.7 | 1.2% |
| **TOTAL REVENUE** | **$1,183.2** | **$1,230.3** | **$47.1** | **4.0%** |
| Fund Balances | 157.7 | 106.4 | (51.3) | (32.5%) |
| **TOTAL FUNDING** | **$1,340.9** | **$1,336.7** | **($4.2)** | **(0.3%)** |
| Expenditures & Transfers | 1,234.5 | 1,233.4 | (1.1) | (0.1%) |
| **Remaining Funds** | **$106.4** | **$103.3** | **($3.1)** | **(2.9%)** |

# State Appropriations

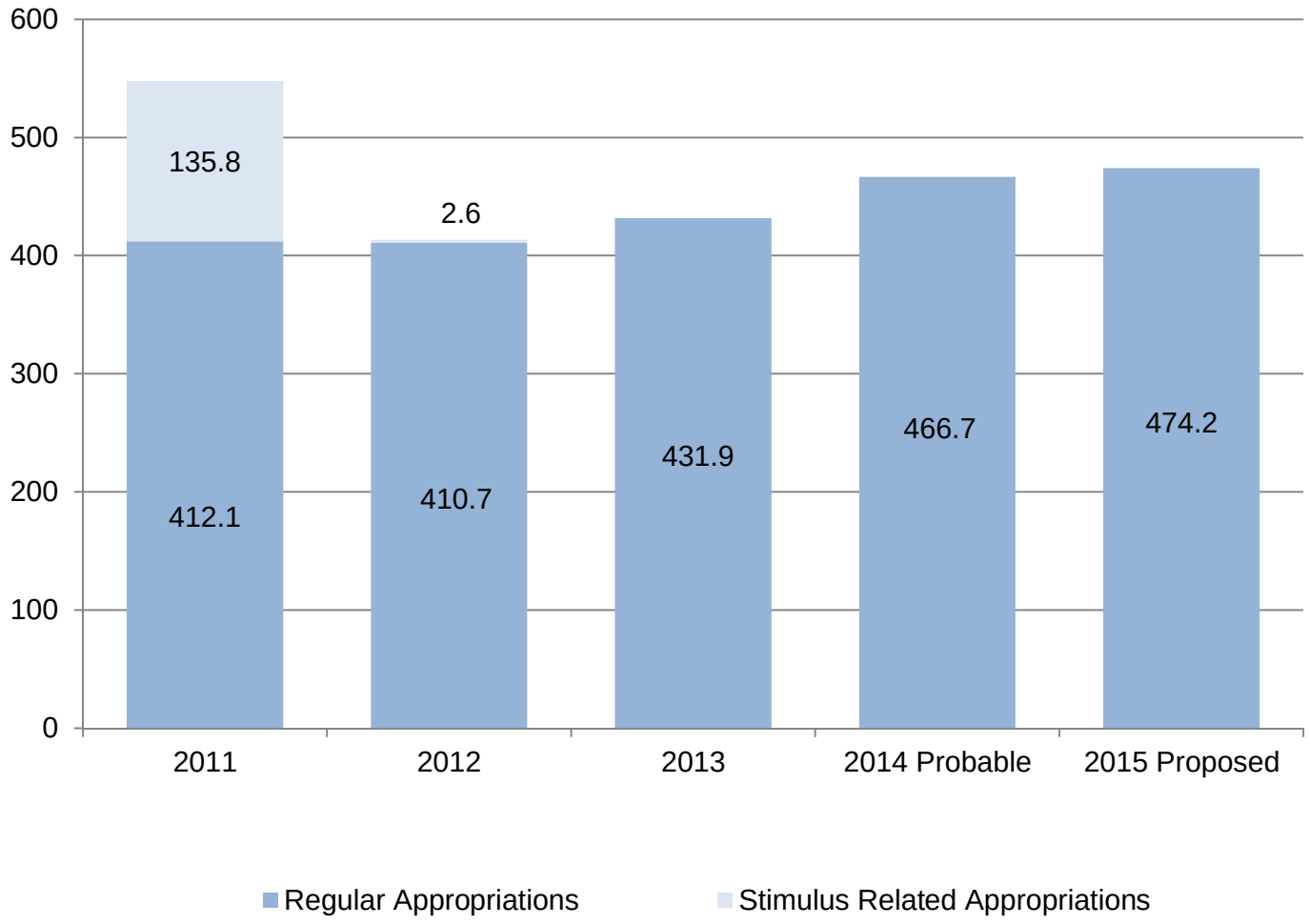


10

THE UNIVERSITY of TENNESSEE



# Tuition & Fees and State Appropriations As Percent of Total Unrestricted E&G Revenues

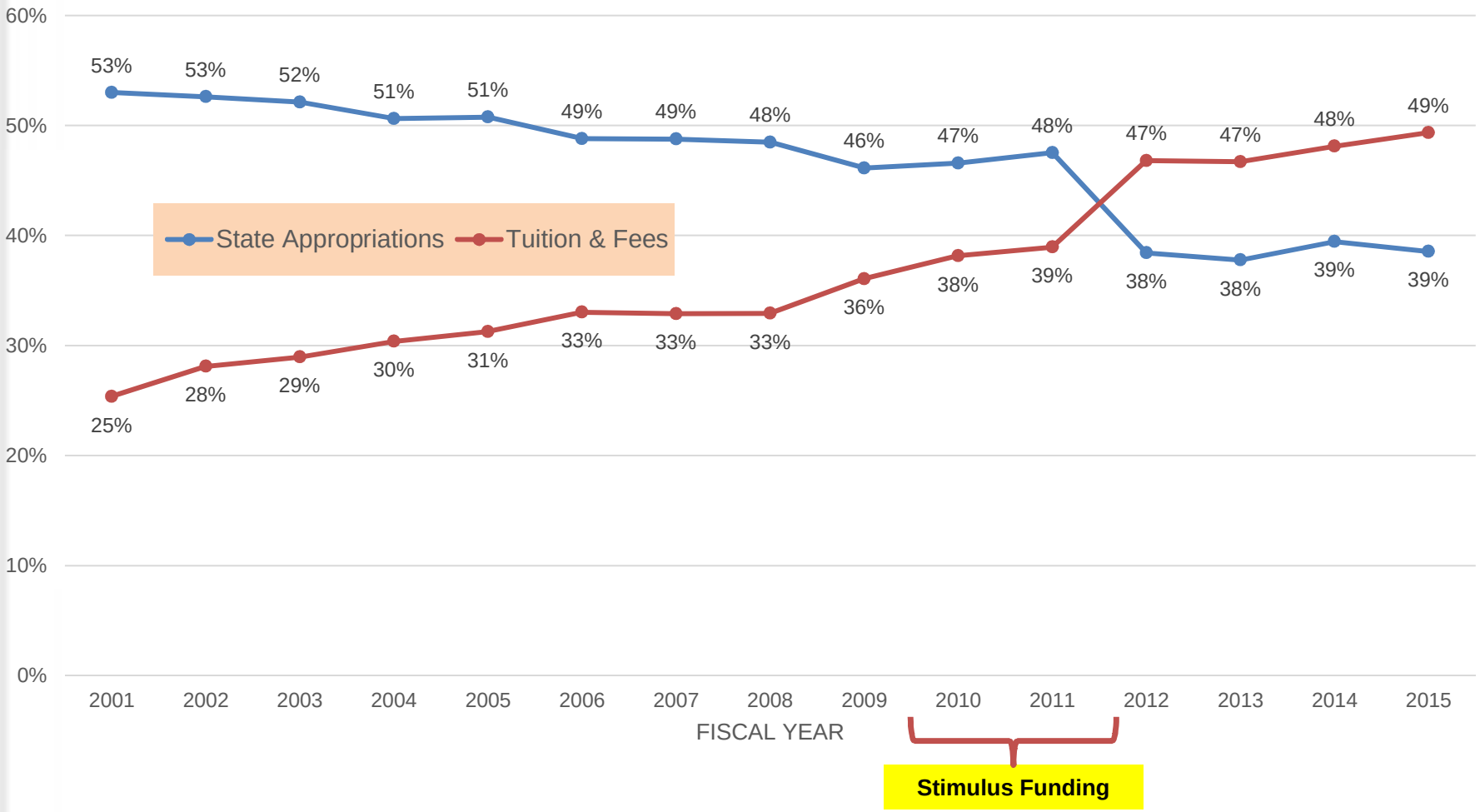


11

THE UNIVERSITY of TENNESSEE



# Unrestricted E&G Funds

## Budgeted Expenditures

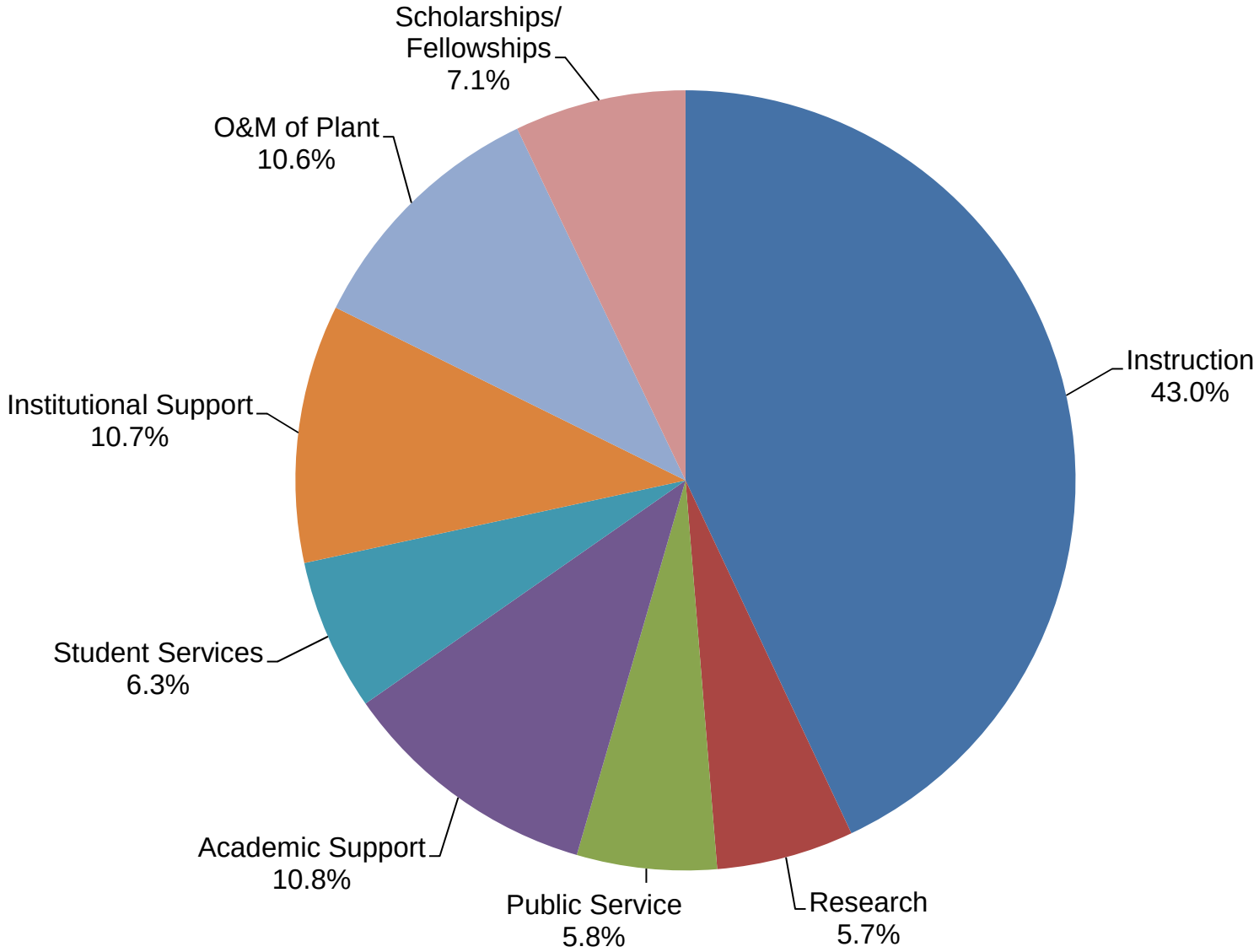


12

THE UNIVERSITY of TENNESSEE



# Base Budget Unrestricted E&G Funds

| Expenditures ($millions) | FY2015 | One-Year Change | | Five-Year Change | |
|---|---|---|---|---|---|
| Instruction | $528.2 | ***$32.7*** | 6.6% | ***$122.0*** | 30.0% |
| Research | 70.1 | -0.6 | -0.8% | -1.4 | -2.0% |
| Public Service | 71.4 | 0.7 | 1.0% | 7.0 | 10.9% |
| Academic Support | 132.8 | 1.6 | 1.2% | 23.0 | 20.9% |
| Student Services | 77.8 | 3.5 | 4.7% | 1.8 | 2.4% |
| Institutional Support | 132.5 | 4.9 | 3.8% | 30.8 | 30.3% |
| O&M of Plant | 130.3 | 2.2 | 1.7% | 26.9 | 26.0% |
| Schol./Fellowships | 87.0 | 10.9 | ***14.3%*** | 33.7 | ***63.2%*** |
| **TOTAL EXPEND.** | **$1,230.1** | **$55.9** | **4.8%** | **$243.8** | **24.7%** |
| Transfers | -1.6 | 1.3 | 44.8% | -38.4 | -104.3% |
| **EXPEND. + TRANS.** | **$1,228.5** | **$57.2** | **4.9%** | **$205.4** | **20.1%** |

13

# No Salary Increase

After three increases since July 1, 2007, no COLA this year

No increases other than selected promotions, reclassifications, bonuses, mid-year adjustments

The state used reserves to delay a group health insurance increase scheduled for January 1, 2015

# Recommended Undergraduate & Graduate Tuition

| Campus/Unit | In-State | Out-of-State | Revenue |
|---|---|---|---|
| Chattanooga | 6.0% | 6.0% | $ 4,345,350 |
| Knoxville | 3.0% - 6.0% | - | 16,500,000 |
| College of Law | - | - | - |
| Martin | 6.0% | - | 2,747,200 |
| Space Institute | 6.0% | - | 49,020 |
| Health Science Center | - | - | - |
| Veterinary Medicine | 5.0% | - | 689,652 |
| | | TOTAL | **$24,331,222** |

# Specialized Graduate Programs

| Program | Current Annual Rate | Proposed Annual Rate | Revenue |
|---|---|---|---|
| UTK Masters of Accountancy | $ 3,000 | $ 4,500 | $ 102,000 |
| UTK Aerospace Executive MBA | 64,000 | 66,000 | 52,000 |
| UTK Physician Executive MBA | 74,000 | 76,000 | 90,000 |
| UTK Masters of HR Management | NEW | 3,000 | 90,000 |
| UTK Healthcare Executive MBA | NEW | 65,000 | 975,000 |
| UTK Masters of Business Analytics | NEW | 4,500 | 211,500 |
| UTHSC Transitional DDS | NEW | 70,000 | 210,000 |
| | | TOTAL | **$ 1,730,500** |

16

# Recommended Fee Changes

| Chattanooga | Current Annual Rate | Proposed Annual Rate | Revenue |
|---|---|---|---|
| Facilities Fee | $688 | $744 | $ 580,767 |
| Transportation Fee | 52 | 120 | 519,864 |
| Health Fee | New | 250 | 870,334 |
| Technology Fee | New | 250 | 562,567 |
| | | TOTAL | **$ 2,533,532** |

# Recommended Fee Changes

| Knoxville | Current Annual Rate | Proposed Annual Rate | Revenue |
|---|---|---|---|
| Towing Fee | $42 | $60 | $ 4,000 |
| Program Services Fee – Capital Projects | 744 | 790 | 1,150,000 |
| International Education Fee | 10 | 20 | 190,360 |
| Facilities Fee | 320 | 360 | 900,000 |
| | | TOTAL | **$ 2,244,360** |

# Recommended Fee Changes

| Martin | Current Annual Rate | Proposed Annual Rate | Revenue |
|---|---|---|---|
| Student Activity Fee (Non-Athletic) | $126 | $146 | $ 116,000 |
| Technology Fee | 200 | 250 | 290,000 |
| Health & Counseling Fee | NEW | 60 | 348,000 |
| | | TOTAL | **$ 754,000** |

# Outlook

# Outlook

- Stagnant state funding
  - Revenues flat
  - Mandatory obligations growing
  - Higher Ed is valued, but a discretionary line item
  - CCTA & Drive-to-55 need greater funding

- Net tuition is still affordable
  - Comparable to peers
  - Growth in scholarships

# Budget

# Document

## FY 2014 - 2015

THE UNIVERSITY of TENNESSEE

KNOXVILLE, CHATTANOOGA, MARTIN, TULLAHOMA, MEMPHIS

# THE UNIVERSITY *of* TENNESSEE

University of Tennessee at Chattanooga

University of Tennessee, Knoxville

University of Tennessee at Martin

University of Tennessee Space Institute

University of Tennessee Health Science Center
Memphis Other Specialized Units
College of Medicine Units
Family Medicine Units

University of Tennessee Institute of Agriculture
Agricultural Experiment Station
Extension
College of Veterinary Medicine

University of Tennessee Institute for Public Service
Institute for Public Service
Municipal Technical Advisory Service
County Technical Assistance Service

University of Tennessee System Administration

# FY2015 PROPOSED BUDGET

## THE UNIVERSITY OF TENNESSEE

## Contents


| | |
|---|---|
| MESSAGE FROM THE CFO | 2 |
| OVERVIEW | 3 |
| UNRESTRICTED E&G REVENUES | 3 |
| UNRESTRICTED E&G EXPENDITURES | 8 |
| AUXILIARY ENTERPRISES | 11 |
| UNRESTRICTED NET ASSETS | 12 |
| BOARD RESOLUTION | 13 |
| SUPPORTING BUDGET SCHEDULES | 15 |
| TUITION AND FEE RECOMMENDATIONS | 50 |

# Message from the CFO

*Message from the CFO*

The FY2015 proposed operating budget allocates available funding to the University's current operations for the fiscal year beginning July 1, 2014 and ending June 30, 2015. It is the result of input from hundreds of dedicated faculty, staff, students and citizens involved in setting priorities for the University's campuses, colleges, and institutes across the state of Tennessee.

Slow revenue growth combined with increasing financial obligations will constrain the state's ability to fully fund higher education in FY 2015. While there is no new funding for higher education, other than to offset increasing health insurance premiums, UT's three "formula units" (Chattanooga, Knoxville, and Martin) will receive modest increases from existing higher education appropriations, reflecting strong productivity gains as measured by the state's Complete College Tennessee Act (CCTA) funding formula. The Health Science Center will receive $3.0 million in matching funds for the St. Jude pediatric physician scientist recruitment program (the second of five years). Otherwise state funding is flat. The recurring increase is well below the amount needed to offset inflation, cover fixed-cost increases, and catch up with enrolment growth from previous years. Total appropriations remain below FY 2008 levels. Finding solutions to the funding problem is critical to UT's ability to help realize Tennessee's ambitious ***Drive to 55*** initiative while keeping student fees affordable.

Unfortunately FY 2015 state appropriations include no funding for general salary increases for state and university employees. Without additional state funds, UT will be unable to provide a general across-the-board increase during FY 2015. This will delay the progress we have made in recent years towards rewarding exceptional performance and moving overall compensation closer to market levels needed to attract and retain the talent UT needs to effectively serve its students and the citizens of Tennessee. We expect to continue to address compensation gaps as well as provide the usual increases for promotions, career ladders, and certifications if other revenues are sufficient. The state will mitigate the impact of a group health insurance premium increase scheduled for January 1, 2015 by using reserves. UT will continue to advocate for compensation increases in the future.

In an environment of stagnant state funding, additional revenues from tuition and fees are critical to maintain current operations and make targeted investments to continue the progress we have made in supporting student success and completion. The in-state maintenance fee will increase 6% at each campus other than the College of Veterinary Medicine (5%) and the Health Science Center (no increase). Other fees will be adjusted as needed to offset cost increases. These adjustments are projected to generate approximately $37.9 million in additional revenues. UT will remain competitively priced compared to similar institutions. UT will continue to allocate additional funding to student aid to keep the ***net*** cost of student fees as low as possible - expenditures for institutional scholarships and fellowships grew by over 233% from FY 2003 to FY 2013. Details on fee proposals are presented in the ***Tuition and Fees*** section of this document.

UT's impact goes well beyond the classroom. Extension agents in each of Tennessee's 95 counties made 5.5 million direct contacts in 2013, including 150,584 meetings and demonstrations and 40,487 visits to farms, homes, and workplaces. AgResearch focuses on research vital to the bottom line of Tennessee farmers and agribusiness, supporting Tennessee's overall economy. The Institute for Public Service promotes good government and strengthens economic vitality through training and technical assistance for Tennessee state and local government, industry and law enforcement professionals.

Revenue and expenditure data for each operating unit are provided in this budget document. Also included is information on athletics and auxiliary budgets. A separate publication containing detailed supporting schedules is available in printed or electronic format.

Respectfully,

Charles M. Peccolo
Treasurer and Chief Financial Officer

# FY2015 PROPOSED BUDGET

*"THE FY 2015 EDUCATIONAL AND GENERAL (E&G) AND AUXILIARY ENTERPRISES PROPOSED BUDGETS ARE BALANCED AND WITHIN AVAILABLE RESOURCES.*

| FY 2015 Quick Facts | |
|---|---|
| Enrollment (Fall 2013) | 49,127 |
| Total Revenues | $ 2.05B |
| Positions (Fall 2013) | 15,069 |
| Capital Maintenance | $ 39.4M |

| Unrestricted E&G | |
|---|---|
| E&G Revenues | $1.23B |
| State Appropriations | $474.2M |
| St. Appropriations as % of Revenues | 38.5% |
| Tuition & Fees | $607.1M |
| Tuition & Fees as % of Revenues | 49.3% |
| Salaries & Benefits | $841.4M |
| Sal. & Ben. % of Expenditures | 68.1% |

## Overview

The University of Tennessee FY 2015 proposed budget revenues total $2.05 billion: $1.23 billion in unrestricted educational and general (E&G) funds, $615.2 million in restricted E&G funds and $203.1 million in auxiliary funds. That represents a $57.2 million (2.9%) increase from the FY 2014 probable budget.

The FY 2015 unrestricted E&G revenue budget is $47.1 million (2.6%) over the FY 2014 probable budget. Restricted E&G revenues are essentially unchanged. Auxiliary revenues increase $9.3 million (4.8%).

**TOTAL REVENUES**

Auxiliaries include unrestricted and restricted funds

| Revenues (Millions) | FY2014 Probable | FY2015 Proposed | Change Amt. | Change % |
|---|---|---|---|---|
| Unrestricted E&G | $ 1,183.2 | $ 1,230.3 | $ 47.1 | 4.0% |
| Restricted E&G | 614.4 | 615.2 | 0.8 | 0.1% |
| Auxiliaries | 193.8 | 203.1 | 9.3 | 4.8% |
| **Total** | **$ 1,991.4** | **$ 2,048.6** | **$ 57.2** | **2.9%** |

Restricted funds must be used in accordance with purposes established by an external party; primarily grants, contracts, gift funds and endowments. Auxiliaries are self-supporting enterprises which furnish services to students, faculty, and staff such as housing, bookstores, food service and UTK Athletics.

### Unrestricted E&G Revenues

Unrestricted education and general funds (unrestricted E&G) support the core operations of the university: instruction, research, public service, academic support, student services, institutional support, facilities operations and maintenance, and scholarships and fellowships. They are funded primarily though tuition and student fees, state appropriations, and other sources including grants and contracts, federal and local appropriations, sales and services, investment income, and endowment distributions.

# FY2015 PROPOSED BUDGET

## Unrestricted E&G Revenues (Continued)

The following table shows the change in unrestricted E&G revenues.

### Unrestricted E&G Revenues Summary
*(in millions)*

| Revenues | FY 2014 Probable | FY 2015 Proposed | Change Amount | Change % |
|---|---|---|---|---|
| Tuition & Fees | $ 569.2 | $ 607.1 | $ 37.9 | 6.7% |
| State Appropriations | 466.7 | 474.2 | 7.5 | 1.6% |
| Other Revenues | 147.3 | 149.0 | 1.7 | 1.2% |
| Total E&G Revenues | **$ 1,183.2** | **$ 1,230.3** | **$ 47.1** | **4.0%** |

FY 2015 unrestricted E&G revenues are $47.1 million (4.0%) higher than the FY 2014 probable budget, due primarily to increases in tuition & fees. Most of the increases will fund institutional scholarships, general inflation, fixed-cost increases (such as increases in health insurance premiums, utility costs, contractual service increases, and inflationary costs for campus facilities and library acquisitions), and modest investments in academic programs. Other uses include faculty promotions, start-up funding, campus infrastructure improvements, and salary adjustments.

Unrestricted E&G revenues are categorized into five distinct areas, with state appropriations and tuition & fees making up 87.9% ($1.08 billion). The graph below compares each of these sources and displays trends over the past five years. State appropriations in FY 2011 included large amounts of non-recurring funds related to the federal stimulus (ARRA).

### Unrestricted E&G Revenues *(in millions of dollars)*

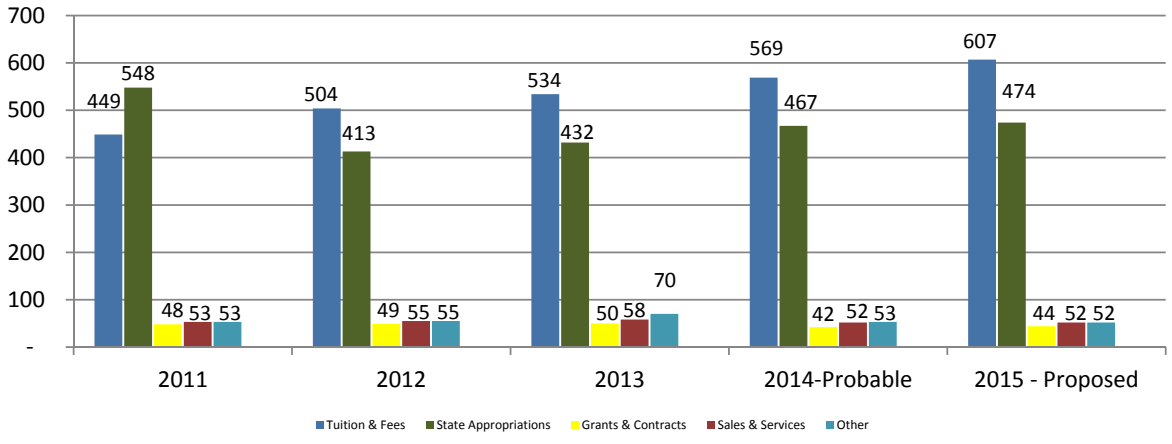

# FY2015 PROPOSED BUDGET

## Unrestricted E&G Revenues (Continued)

## State Appropriations

FY 2015 state appropriations will increase by $7.4 million, only 1.6% above FY 2014 appropriations. Most of the gains ($5.7 million) are to recognize exceptional performance, as measured by the state's Complete College Tennessee Act (CCTA) funding formula, at UT's three formula units. While this is encouraging, it does not reflect full funding for productivity gains made at the Chattanooga, Knoxville, and Martin campuses. The rest of the increase ($2.5 million) simply offsets increased costs for group health insurance premiums. FY 2015 non-recurring appropriations drop by $713,300, offsetting part of these increases. UT's non-formula units received no additional funds and will have to look to budget reductions and reallocations to cover general inflation and fixed-cost increases. The state provided no funds for salary increases in FY 2015. Without state funding, UT will be unable to provide employees cost-of-living adjustments or make significant progress in addressing compensation gaps identified in the university's compensation and benefits market assessment.

**State Appropriations**
***(in millions)***

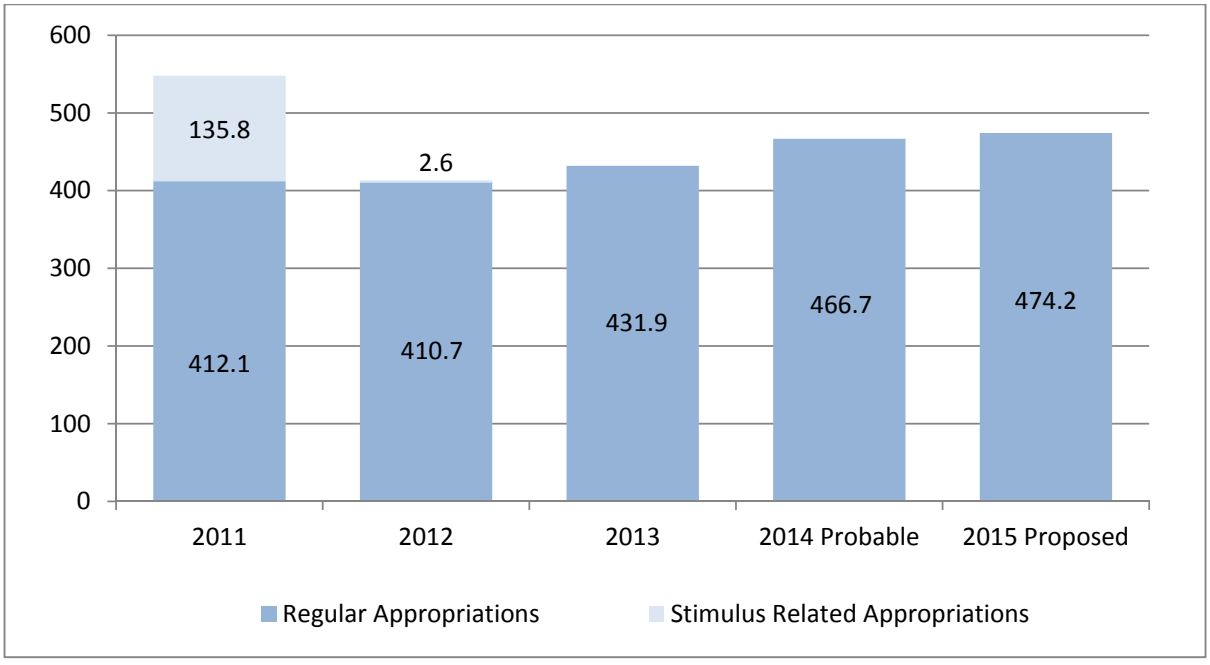

# FY2015 PROPOSED BUDGET

## Unrestricted E&G Revenues (Continued)

## State Appropriations (Continued)

### Change In Unrestricted E&G State Appropriations

| State Appropriation Detail | Base (Recurring) | Non-Recurring | Total |
|---|---|---|---|
| **FY 2014 Probable Budget** | **$ 464,310,246** | **$ 2,412,177** | **$ 466,722,423** |
| Remove FY14 Non-Recurring | | (2,412,177) | (2,412,177) |
| Formula Adjustments | 5,691,000 | | 5,691,000 |
| Benefits Adjustments | 2,464,589 | | 2,464,589 |
| Estimated Fee Waivers | | 955,000 | 955,000 |
| 401K Match Increase | | 743,877 | 743,877 |
| **Change in Appropriations** | **$ 8,155,589** | **$ (713,300)** | **$ 7,442,289** |
| **FY 2015 Proposed Budget** | **$ 472,465,835** | **$ 1,698,877** | **$ 474,164,712** |

State Appropriations increased $7.4 million or 1.6%. Of this $8.2 million is recurring. Recurring adjustments include $2.5 million for group health insurance premium increases and $5.7 million in formula adjustments for outcomes productivity gains. The formula adjustments are limited to UT's three formula units: Chattanooga, Knoxville, and Martin.

UT's FY 2015 appropriations also include funds restricted to specific initiatives. These funds are not available for general operations and are not shown in the previous schedules. The Health Science Center will receive $3.0 million as matching funds for the second year of a five year partnership with St. Jude's Children's Hospital to recruit pediatric physician scientists. UT will receive $2.5 million to match a National Science Foundation (NSF) grant for development of an advanced supercomputing center. This is the first year of a five year $20 million commitment. Another $2.5 million will be allocated to the Oak Ridge Innovation Voucher program to support the growth of Tennessee-based research and development activities by small- and medium-sized manufacturing firms in partnership with the Oak Ridge National Laboratory.

# FY2015 PROPOSED BUDGET

## Unrestricted E&G Revenues (Continued)

## Tuition and Fees

Tuition and fee revenues are budgeted to increase $37.9 million (6.7%), providing funds for faculty and student support positions, institutional scholarships, academic support, campus infrastructure, and fixed cost increases. Nearly half of the new fee revenue projected for UTK is allocated to scholarships, helping keep students' ***net*** cost of attendance as low as possible. Details can be found in the ***Tuition and Fees*** section of this document.

### Tuition and Fee Revenues

| TUITION AND FEE REVENUE | FY14 Probable | FY15 Proposed | Change Amount | Change % |
|---|---|---|---|---|
| In-State | $ 410,257,185 | $ 434,830,280 | $ 24,573,095 | 6.0% |
| Out-of-State | 63,362,247 | 66,825,156 | 1,462,909 | 2.2% |
| Program and Service Fees | 55,215,570 | 59,941,385 | 4,725,815 | 8.6% |
| Extension Enrollment Fees | 8,083,396 | 7,501,917 | (581,479) | (7.2)% |
| Other Student Fees | 30,300,409 | 38,016,487 | 7,716,078 | 25.5% |
| Total Tuition and Fees | **$ 569,218,807** | **$ 607,115,225** | **$ 37,896,418** | 6.7% |

UT remains competitively priced. Fees at the three formula units – UTC, UTK, and UTM – are all comparable to peer group averages. UT campuses are routinely cited as "best buys" in publications such as ***The Princeton Review***, the ***Fiske Guide to Colleges***, and ***America's 100 Best College Buys*** (a listing compiled by Institutional Research & Evaluation, Inc.).

## Other Revenues

Other revenues increase $1.8 million (1.2%), primarily from growing facilities and administration cost recoveries generated by increased grant and contract activity. Revenues from UT's research enterprise has been critical in offsetting past appropriations reductions and fixed-cost increases.

### Other Revenues

| OTHER REVENUE | FY14 Probable | FY15 Proposed | Change Amount | Change % |
|---|---|---|---|---|
| Grants & Contracts | $ 41,885,523 | $ 44,190,219 | $ 2,304,696 | 5.5 % |
| Sales & Services | 52,424,726 | 52,458,151 | 33,425 | 0.1 % |
| Other Sources | 52,961,622 | 52,377,663 | (583,959) | (1.1) % |
| Total Revenues | **$ 147,271,871** | **$ 149,026,033** | **$ 1,754,162** | **1.2 %** |

# FY2015 PROPOSED BUDGET

## Unrestricted E&G Expenditures

The FY 2015 budget for unrestricted E&G expenditures and transfers is $1,233.4 million, a small decrease of $1.1 million (0.1%) from FY 2014.

### Unrestricted E&G Expenditures by Functional Category

*(in millions)*

| Functional Category | FY 2014 Probable | FY 2015 Proposed | Change Amount | Change % |
|---|---|---|---|---|
| Instruction | $ 524.8 | $ 531.5 | $ 6.7 | 1.3% |
| Research | 101.4 | 70.7 | (30.7) | (30.3)% |
| Public Service | 77.6 | 71.4 | (6.2) | (8.0)% |
| Academic Support | 145.1 | 132.8 | (12.3) | (8.5)% |
| Student Services | 77.4 | 77.9 | 0.5 | 0.6% |
| Institutional Support | 145.1 | 132.6 | (12.5) | (8.6)% |
| Operations and Maintenance of Plant | 130.1 | 130.3 | 0.2 | 0.2% |
| Scholarships and Fellowships | 78.2 | 88.0 | 9.8 | 12.5% |
| **Sub-Total E&G Expenditures** | **$ 1,279.7** | **$ 1,235.2** | **$ (44.5)** | **(3.5)%** |
| Transfers | (45.2) | (1.8) | 43.4 | 96.0% |
| **Total Transfers and E&G Expenditures** | **$ 1,234.5** | **$ 1,233.4** | **$ (1.1)** | **(0.1)%** |

Budgeted expenditures are down $44.5 million (3.5%). Scholarships and Fellowships show the largest increase, followed by Instruction. Student Services and Operation & Maintenance of Plant show little change. All other categories are significantly reduced. The declines are due to non-recurring funds budgeted as expense in FY 2014. Much of these non-recurring funds will be expended during FY 2014, but some will carry forward into the FY 2015 revised budget.

**Unrestricted E&G Expenditures by Function *(in millions)***

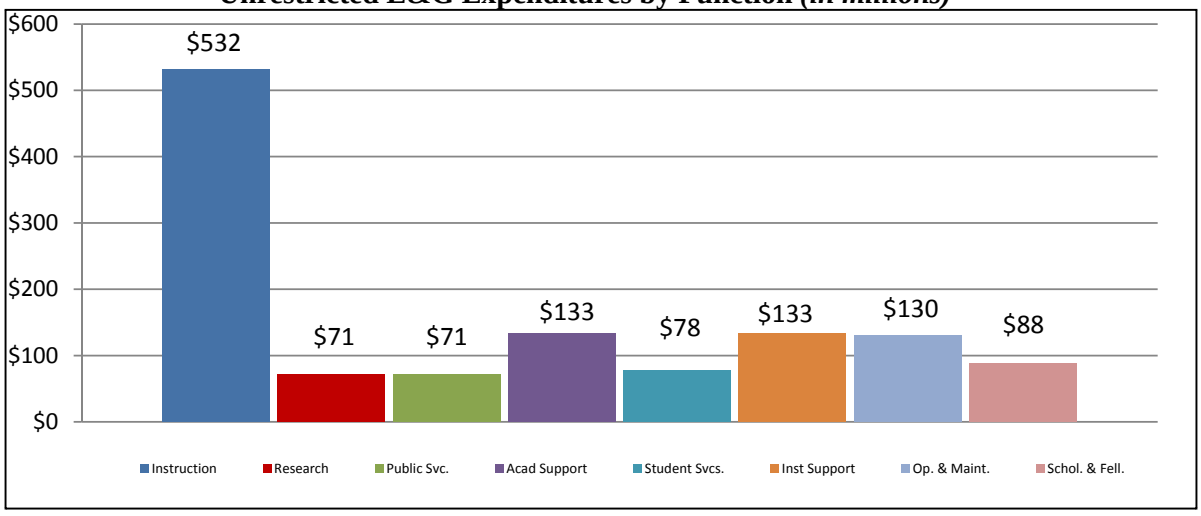

# FY2015 PROPOSED BUDGET

## Unrestricted E&G Expenditures (Continued)

The relatively large amount of non-recurring funds in FY 2014 probable expense budgets can make comparisons to FY 2015 proposed budgets difficult. The table below shows only base budgets. Base budgets include funds for recurring operations, but do not include non-recurring budgets allocated to one-time projects in FY 2014. Recurring expenditures and transfer budgets increase $57.2 million (4.9%). The largest dollar increase is in Instruction ($32.7 million; 6.6%) while the largest percentage increase is for Scholarships & Fellowships ($10.9 million; 14.3%). These reflect UT's commitment to continue improvements in the student experience and keep the ***net*** cost of attendance as low as possible. Budgeted expenditures for Student Services and Institutional Support also show relatively large percentage increases. These increases are driven by units with a significant share of funding from tuition and fees. Recurring budgets for units with no student fee revenues, such as IPS and Ag Research, are flat.

### Base Recurring Unrestricted E&G Expenditures by Functional Category

***(in millions)***

| Functional Category | FY 2014 Probable Base | FY 2015 Proposed Base | Change Amount | Change % |
|---|---|---|---|---|
| Instruction | $ 495.5 | $ 528.2 | $ 32.7 | 6.6% |
| Research | 70.7 | 70.1 | (0.6) | (0.8)% |
| Public Service | 70.7 | 71.4 | 0.7 | 1.0% |
| Academic Support | 131.2 | 132.8 | 1.6 | 1.2% |
| Student Services | 74.3 | 77.8 | 3.5 | 4.7% |
| Institutional Support | 127.6 | 132.5 | 4.9 | 3.8% |
| Operations and Maintenance of Plant | 128.1 | 130.3 | 2.2 | 1.7% |
| Scholarships and Fellowships | 76.1 | 87.0 | 10.9 | 14.3% |
| **Sub-Total E&G Expenditures** | **$ 1,174.2** | **$ 1,230.1** | **$ 55.9** | **4.8%** |
| Transfers | (2.9) | (1.6) | 1.3 | 44.8% |
| **Total Transfers and E&G Expenditures** | **$ 1,171.3** | **$ 1,228.5** | **$ 57.2** | **4.9%** |

# FY2015 PROPOSED BUDGET

## Unrestricted E&G Expenditures (Continued)

The chart below shows expenditures by natural classification for five years. Natural classification categories include salaries, benefits, operating expense, and equipment. Operating expense and equipment are combined.

**Unrestricted Expenditures by Natural Classification *(in millions)***

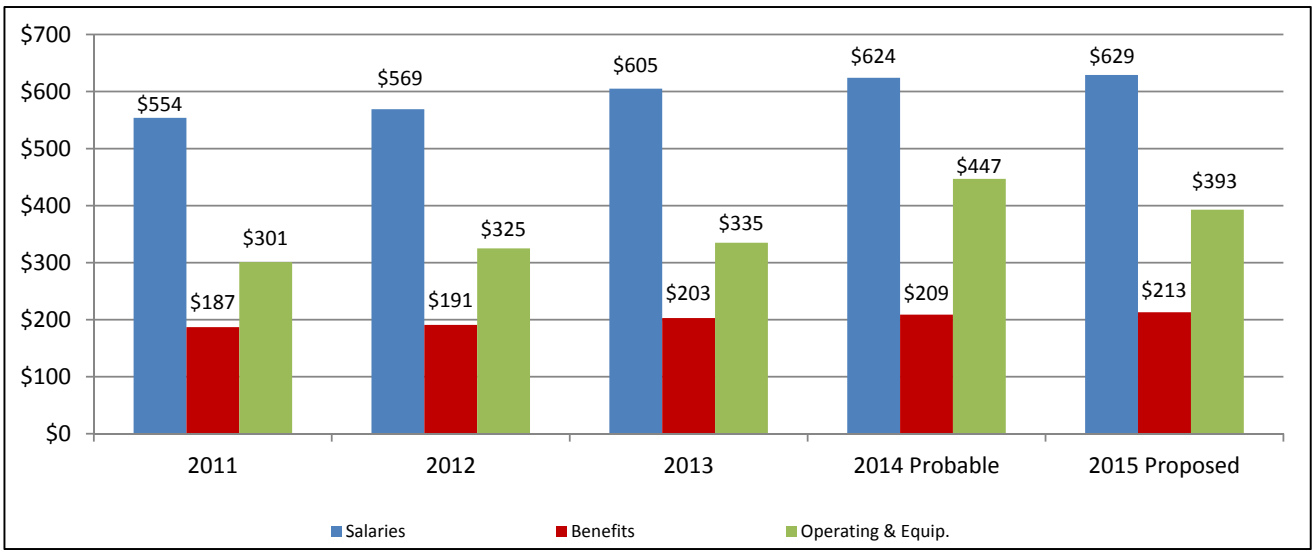


Salaries and benefits are budgeted to grow slightly in FY 2015. There are significant declines in Operating and Equipment budgets, reflecting non-recurring funds budgeted for one-time purposes in FY 2014. Base ***recurring*** budgets for Operating expenses actually increase $42.9 million (13.2%) in FY 2015.

# FY2015 PROPOSED BUDGET

## Auxiliary Enterprises

Auxiliary enterprise budgets increase 4.8% from FY 2014 to FY 2015. Auxiliary enterprises furnish services to the students, faculty, and staff. Each is a business that is self funded through sales, fees, and private gifts. These stand alone operations include Housing, Food Services, Bookstores, Parking, and other miscellaneous operations. It also includes UTK Athletics since it is a self-supporting operation. Budgeted FY 2015 unrestricted auxiliary revenues are $203.1 million. The charts below reveal the relative size of each auxiliary enterprise and the change in revenue and expense from FY 2014 probable to FY 2015 proposed budgets.

**Auxiliary Revenues – FY 2015 Proposed Budget**

***(in millions)***

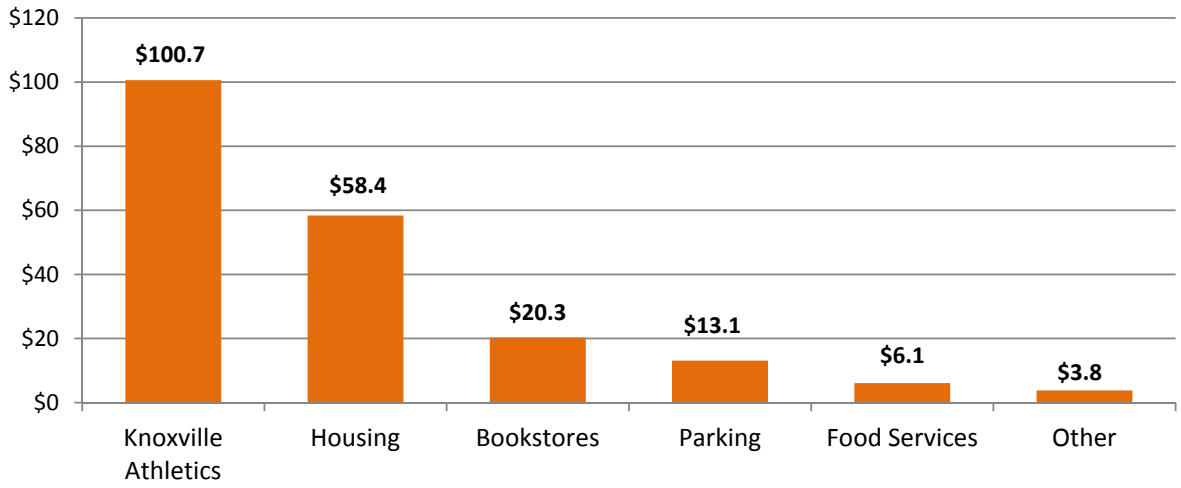


**Auxiliary Summary**

***(in millions)***

| REVENUES AND EXPENSES | FY 2014 PROBABLE | FY 2015 PROPOSED | $ CHANGE | % CHANGE |
|---|---|---|---|---|
| **Revenues** | **$ 193.8** | **$ 203.1** | **$ 9.3** | **4.8%** |
| **Expense and Transfers** | | | | |
| Expense | 146.9 | 155.2 | 8.3 | 5.7% |
| Transfers | 46.9 | 47.9 | 1.0 | 2.1% |
| **Total Expenditures and Transfers** | **$ 193.8** | **$ 203.1** | **$ 9.3** | **4.8%** |

# FY2015 PROPOSED BUDGET

## Unrestricted Net Assets

The FY 2014 Probable Budget projects a June 30, 2014 unrestricted E&G unallocated fund balance of $43.8 million, or 3.55 percent of expenditures. The unrestricted auxiliary enterprises unallocated balance is $6.5 million, or 3.23 percent of expenditures. Both are within their target ranges. The total 2015 Proposed Budget unallocated balance projected at June 30, 2015, is $50.3 million, which is 3.51 percent of expenditures.

### FY 2015 Proposed Budget Unrestricted Net Assets *(in millions)*

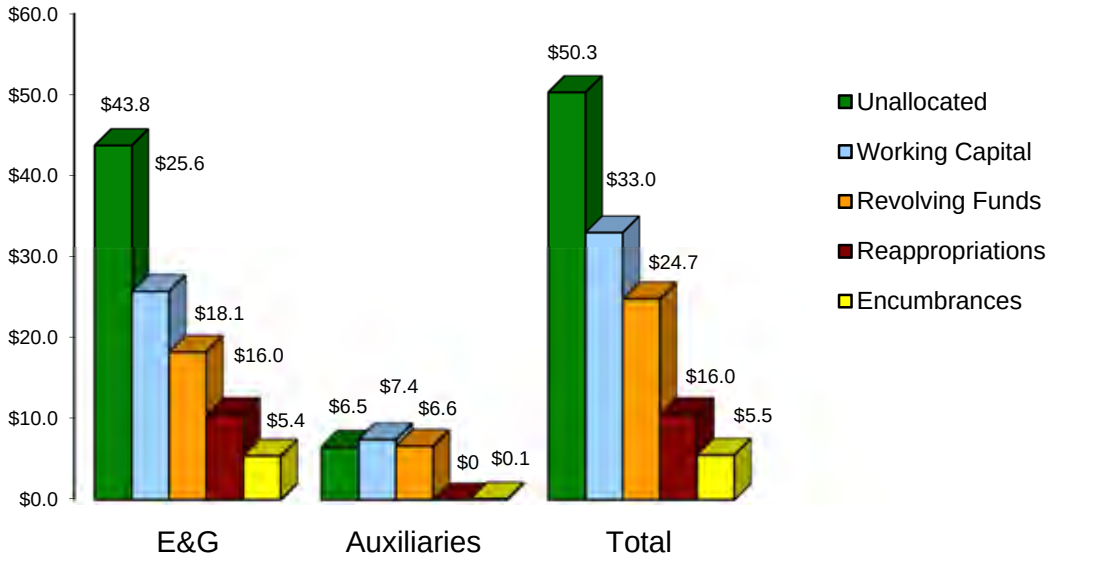


| | E&G | Auxiliaries | Total |
|---|---|---|---|
| Unallocated Balance | $43.8 million | $6.5 million | $50.3 million |
| Percent Unallocated | 3.55% | 3.23% | 3.51% |

# FY2015 PROPOSED BUDGET



RESOLUTION
OF
THE UNIVERSITY OF TENNESSEE
BOARD OF TRUSTEES
JUNE 19, 2014

**FY 2015 Operating Budget, Student Fees and Tuition, and Compensation Guidelines**

WHEREAS, the Bylaws require the Board of Trustees to approve an annual operating budget for the University; and

WHEREAS, the proposed FY 2015 Educational and General (E&G) budget is balanced and within available resources, as is the budget for Auxiliary Enterprises; and

WHEREAS, the proposed budget complies with all applicable policies and guidelines; and

WHEREAS, the administration needs to be able to respond quickly and effectively to a significant budget shortfall due to a state impoundment of funds or appropriation rescission; and

WHEREAS, mandatory furloughs without pay, reduction of time worked, across-the-board salary reductions, and similar salary-related measures may be required to address budget reductions or a budgetary shortfall; and

WHEREAS, the Bylaws further require the Board of Trustees to approve student fees and tuition;

NOW THEREFORE BE IT RESOLVED that:

1. The FY 2015 proposed operating budget is approved with the understanding that if the General Assembly or the Department of Finance and Administration further alters the FY 2015 appropriations or if changes in estimated resources require, the budget shall be modified accordingly so expenditures will not exceed available resources.

2. The Board of Trustees expressly authorizes the campus, institute and unit administrations, in response to budget reductions or a budgetary shortfall, to implement mandatory furloughs without pay, reduction of time worked, across-the-board salary reductions, and similar salary-related measures during FY 2015, subject to approval by the Executive and Compensation Committee, the President,

# FY2015 PROPOSED BUDGET



and the Treasurer and Chief Financial Officer in consultation with the General Counsel and Human Resources.

3. The proposed fee and tuition schedules are adopted for FY 2014-15.

4. The proposed FY 2015 salary and wage compensation plan and the FY 2015 Compensation Guidelines are approved.

5. Any additional general salary increases that exceed the FY 2015 salary and wage plan may only be granted upon approval by the Board of Trustees.

6. Any remaining balance of Net Assets may be considered as a reserve for contingencies to be used for:

   a. Employing additional staff where enrollments and reorganization requirements warrant;

   b. Modifying departmental operating budgets where changing conditions during the year require funding adjustments;

   c. Funding to make salary adjustments for personnel as may be necessary during the year in keeping with state and university salary guidelines;

   d. Improving physical facilities for academic and research departments as opportunities arise;

   e. Mandated cost increases; and

   f. State impoundment of funds or appropriations rescission during the budget year.

All such changes shall be reported to the Board in a Revised Budget for the Board's approval.

Adopted by the Board of Trustees, this 19th day of June, 2014.

# FY2015 PROPOSED BUDGET


| Schedule Number | FY 2015 Proposed Budget Schedule Description | Page |
|---|---|---|
| Chart 1 | Unrestricted and Restricted Current Funds – Graphical Presentation | 16 |
| Chart 2 | Unrestricted E&G Current Funds – Graphical Presentation | 17 |
| 1 | State Appropriations Summary | 18 |
| 2 | State Appropriations Five-Year History | 19 |
| 3 | State Appropriations – Access & Diversity | 20 |
| 4 | E&G Unrestricted Net Assets | 21 |
| 5 | Auxiliary Unrestricted Net Assets | 22 |
| 6 | Proposed Budget – Unrestricted Current Funds | 23 |
| 7 | Proposed Budget – Unrestricted and Restricted Current Funds | 24 |
| 8 | Five-Year Summary Comparison – Unrestricted Current Funds | 25 |
| 9 | Five-Year Summary Comparison – Unrestricted and Restricted Current Funds | 26 |
| 10 | Proposed Budget Summary – Unrestricted & Restricted Current Funds | 27 |
| 11 | Natural Classifications – Proposed Budget – Unrestricted Current Funds | 28 |
| 12 | Natural Classifications – Unrestricted Current Funds – Budget Summary | 29 |
| 13 | Auxiliaries – Proposed Budget Summary | 30 |
| 14 | Athletics – Five-Year Summary Comparison | 31 |
| 15 | Budget Summaries – Total University System, Campuses, and Institutes | 32 |
| 15 - TOT | Total University of Tennessee System | 32 |
| 15 - UTC | Chattanooga | 33 |
| 15 - UTK | Knoxville | 34 |
| 15 - UTM | Martin | 35 |
| 15 - UTSI | Space Institute | 36 |
| 15 - HSC | Health Science Center (UTHSC TOTAL, MOSU, COMU, FMU) | 37 |
| 15 - AG | Agricultural Units (AG TOTAL, AG EXP STAT, AG EXT, VET MED) | 41 |
| 15 - IPS | Public Service Units (IPS TOTAL, CTAS, MTAS) | 45 |
| 15 - UWA | System Administration | 49 |

# University of Tennessee System

## FY 2014-15 PROPOSED BUDGET
**Total Unrestricted and Restricted Current Funds**

### FY 2014-15 Revenues
**Unrestricted and Restricted**
*(In Millions)*

| | |
|---|---|
| Tuition & Fees | $ 607.1 |
| State Appropriations | 501.3 |
| Grants & Contracts | 566.9 |
| Sales & Services | 52.5 |
| Other | 117.7 |
| Auxiliaries | 203.1 |
| Total Revenue | $ 2,048.6 |

### Fall 2013 Headcount Enrollment

| | |
|---|---|
| Knoxville | 26,707 |
| Chattanooga | 11,674 |
| Martin | 7,423 |
| Space Institute | 112 |
| Health Science Center | 2,859 |
| Veterinary Medicine | 352 |
| TOTAL | **49,127** |

### FTE Positions
(Unrestricted & Restricted)
**October 31, 2013**

| | |
|---|---|
| Faculty | 4,137 |
| Administrative | 830 |
| Professional | 4,050 |
| Cler/Tech/Maint | 6,052 |
| TOTAL | **15,069** |

### Revenues

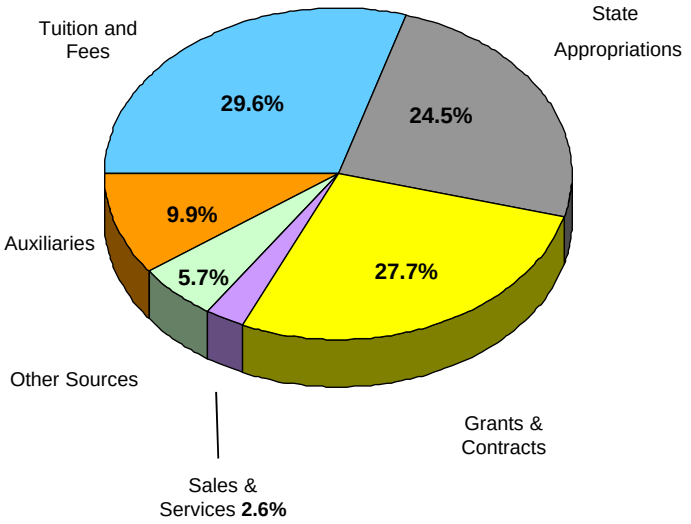


### Expenditures

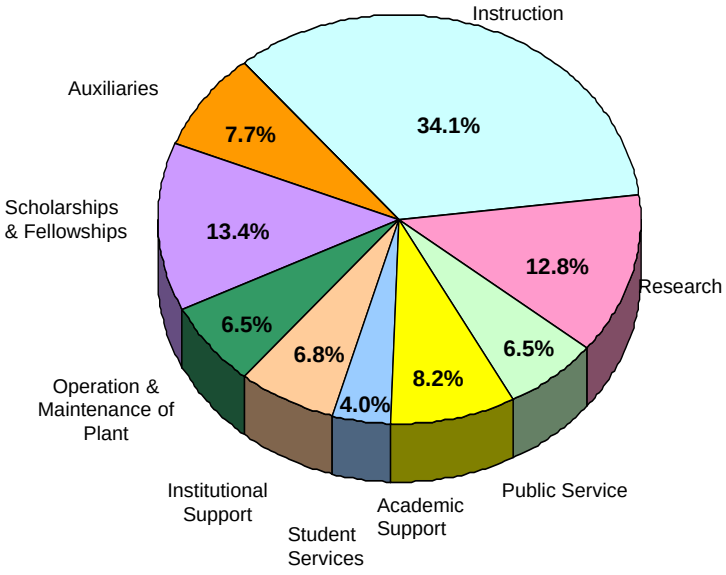

# University of Tennessee System

## FY 2014-15 Revenues
## Unrestricted E&G
*(In Millions)*

| | |
|---|---|
| Tuition & Fees | $ 607.1 |
| State Appropriations | 474.2 |
| Grants & Contracts | 44.2 |
| Sales & Services | 52.5 |
| Other | 52.3 |
| Total Revenue | **$ 1,230.3** |

## Fall 2013 Headcount Enrollment

| | |
|---|---|
| Knoxville | 26,707 |
| Chattanooga | 11,674 |
| Martin | 7,423 |
| Space Institute | 112 |
| Health Science Center | 2,859 |
| Veterinary Medicine | 352 |
| TOTAL | **49,127** |

## FTE Positions
(Unrestricted E&G)
## October 31, 2013

| | |
|---|---|
| Faculty | 3,180 |
| Administrative | 676 |
| Professional | 1,915 |
| Cler/Tech/Maint | 3,890 |
| TOTAL | **9,661** |

## FY 2014-15 PROPOSED BUDGET
**Unrestricted E&G Only**

**Total Unrestricted Current Funds**

### Revenues

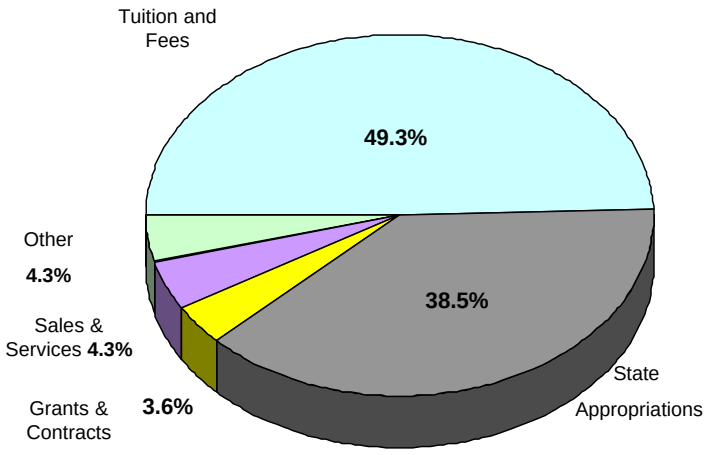


### Expenditures

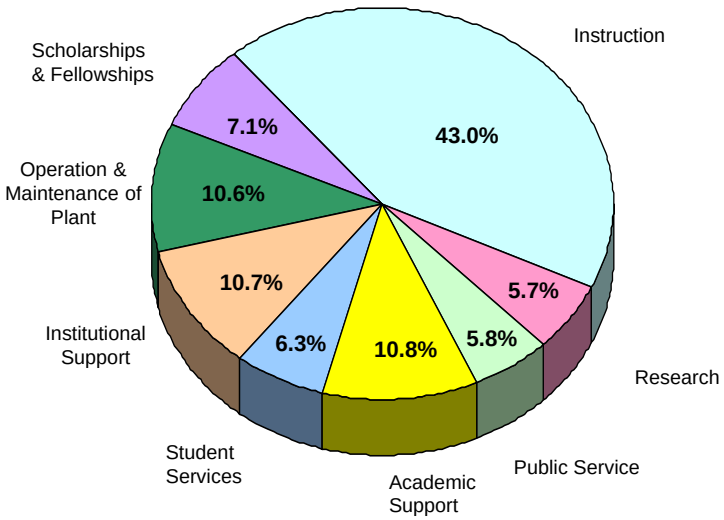

# *University of Tennessee System*

## FY 2015 Proposed State Appropriations Summary

Unrestricted Current Funds (Educational and General)

| | FY 2013 ACTUAL | FY 2014 PROBABLE | FY 2015 PROPOSED | CHANGE PROBABLE TO PROPOSED Amount | % |
|---|---|---|---|---|---|
| **STATE APPROPRIATIONS** | | | | | |
| Chattanooga | $ 35,523,864 | $ 37,449,681 | $ 38,443,181 | $ 993,500 | 2.7 % |
| Knoxville | 156,439,550 | 177,486,343 | 182,161,643 | 4,675,300 | 2.6 % |
| Martin | 26,186,217 | 26,337,767 | 27,013,167 | 675,400 | 2.6 % |
| Space Institute | 7,700,101 | 7,995,512 | 8,011,212 | 15,700 | 0.2 % |
| Health Science Center | | | | | |
| *Memphis Other Specialized Units* | *$ 67,383,999* | *$ 71,880,751* | *$ 72,438,940* | *$ 558,189* | *0.8 %* |
| *College of Medicine Units* | *44,934,400* | *47,116,500* | *47,116,500* | | |
| *Family Medicine Units* | *9,882,100* | *10,470,800* | *10,510,600* | *39,800* | *0.4 %* |
| Subtotal Health Science Center | $ 122,200,499 | $ 129,468,051 | $ 130,066,040 | $ 597,989 | 0.5 % |
| Agricultural Units | | | | | |
| *Agricultural Experiment Station* | *$ 24,480,573* | *$ 25,579,486* | *$ 25,692,086* | *$ 112,600* | *0.4 %* |
| *Extension* | *29,580,016* | *30,987,767* | *31,165,967* | *178,200* | *0.6 %* |
| *College of Veterinary Medicine* | *15,720,772* | *16,796,354* | *16,877,654* | *81,300* | *0.5 %* |
| Subtotal Agricultural Units | $ 69,781,361 | $ 73,363,607 | $ 73,735,707 | $ 372,100 | 0.5 % |
| Public Service Units | | | | | |
| *Institute for Public Service* | *$ 5,058,459* | *$ 5,249,898* | *$ 5,267,698* | *$ 17,800* | *0.3 %* |
| *Municipal Technical Advisory Service* | *2,737,969* | *2,892,013* | *2,903,713* | *11,700* | *0.4 %* |
| *County Technical Assistance Service* | *1,650,969* | *1,758,013* | *1,768,113* | *10,100* | *0.6 %* |
| Subtotal Public Service Units | $ 9,447,397 | $ 9,899,924 | $ 9,939,524 | $ 39,600 | 0.4 % |
| System Administration | 4,571,278 | 4,721,538 | 4,794,238 | 72,700 | 1.5 % |
| State Appropriations | $ 431,850,267 | $ 466,722,423 | $ 474,164,712 | $ 7,442,289 | 1.6 % |

Does not include appropriations for Centers of Excellence or Research Initiatives.

Schedule 1

# *University of Tennessee System*

## State Appropriations Five Year History

Unrestricted Current Funds (Educational and General)

| | FY 2011 ACTUAL | FY 2012 ACTUAL | FY 2013 ACTUAL | FY 2014 PROBABLE | FY 2015 PROPOSED | CHANGE FY 2011 TO FY 2015 AMOUNT | % |
|---|---|---|---|---|---|---|---|
| **STATE APPROPRIATIONS** | | | | | | | |
| Chattanooga | $ 48,591,279 | $ 35,088,738 | $ 35,523,864 | $ 37,449,681 | $ 38,443,181 | $ (10,148,098) | -20.9% |
| Knoxville | 226,416,954 | 147,947,704 | 156,439,550 | 177,486,343 | 182,161,643 | (44,255,311) | -19.5% |
| Martin | 35,319,979 | 25,195,511 | 26,186,217 | 26,337,767 | 27,013,167 | (8,306,812) | -23.5% |
| Space Institute | 9,013,601 | 7,392,569 | 7,700,101 | 7,995,512 | 8,011,212 | (1,002,389) | -11.1% |
| Health Science Center | | | | | | | |
| *Memphis Other Specialized Units* | *$ 77,546,026* | *$ 64,831,856* | *$ 67,383,999* | *$ 71,880,751* | *$ 72,438,940* | *$ (5,107,086)* | -6.6% |
| *College of Medicine Units* | *51,848,114* | *44,093,363* | *44,934,400* | *47,116,500* | *47,116,500* | *(4,731,614)* | -9.1% |
| *Family Medicine Units* | *11,096,225* | *9,386,338* | *9,882,100* | *10,470,800* | *10,510,600* | *(585,625)* | -5.3% |
| Subtotal Health Science Center | $ 140,490,364 | $ 118,311,558 | $ 122,200,499 | $ 129,468,051 | $ 130,066,040 | $ (10,424,324) | -7.4% |
| Agricultural Units | | | | | | | |
| *Agricultural Experiment Station* | *$ 25,635,108* | *$ 23,333,760* | *$ 24,480,573* | *$ 25,579,486* | *$ 25,692,086* | *$ 56,978* | 0.2% |
| *Extension* | *31,082,557* | *28,160,380* | *29,580,016* | *30,987,767* | *31,165,967* | *83,410* | 0.3% |
| *Veterinary Medicine* | *17,416,903* | *14,823,603* | *15,720,772* | *16,796,354* | *16,877,654* | *(539,249)* | -3.1% |
| Subtotal Agricultural Units | $ 74,134,568 | $ 66,317,743 | $ 69,781,361 | $ 73,363,607 | $ 73,735,707 | $ (398,861) | -0.5% |
| Public Service Units | | | | | | | |
| *Institute for Public Service* | *$ 4,920,285* | *$ 4,368,582* | *$ 5,058,459* | *$ 5,249,898* | *$ 5,267,698* | *$ 347,413* | 7.1% |
| *Municipal Technical Advisory Service* | *2,925,338* | *2,571,285* | *2,737,969* | *2,892,013* | *2,903,713* | *(21,625)* | -0.7% |
| *County Technical Assistance Service* | *1,708,028* | *1,534,985* | *1,650,969* | *1,758,013* | *1,768,113* | *60,085* | 3.5% |
| Subtotal Public Service Units | $ 9,553,651 | $ 8,474,852 | $ 9,447,397 | $ 9,899,924 | $ 9,939,524 | $ 385,873 | 4.0% |
| System Administration | 4,384,283 | 4,614,770 | 4,571,278 | 4,721,538 | 4,794,238 | 409,955 | 9.4% |
| Total State Appropriations | $ 547,904,679 | $ 413,343,445 | $ 431,850,267 | $ 466,722,423 | $ 474,164,712 | $ (73,739,967) | -13.5% |

Does not include appropriations for Centers of Excellence and Research Initiatives or ARRA appropriations spent or budgeted on plant fund projects.

Schedule 2

# *University of Tennessee System*

## FY 2015 Proposed State Appropriations Summary

Access & Diversity (Educational and General)

| | FY 2013 ACTUAL | FY 2014 PROBABLE | FY 2015 PROPOSED | CHANGE PROBABLE TO PROPOSED Amount | % |
|---|---|---|---|---|---|
| **STATE APPROPRIATIONS (Access & Diversity)** | | | | | |
| Chattanooga | $ 632,464 | $ 648,281 | $ 648,281 | | |
| Knoxville | 2,214,950 | 2,270,343 | 2,270,343 | | |
| Martin | 533,817 | 547,167 | 547,167 | | |
| Space Institute | 84,401 | 86,512 | 86,512 | | |
| Health Science Center | | | | | |
| *Memphis Other Specialized Units* | *$ 1,467,332* | *$ 1,504,028* | *$ 1,504,028* | | |
| *College of Medicine Units* | | | | | |
| *Family Medicine Units* | | | | | |
| Subtotal Health Science Center | $ 1,467,332 | $ 1,504,028 | $ 1,504,028 | | |
| Agricultural Units | | | | | |
| *Agricultural Experiment Station* | *$ 108,473* | *$ 111,186* | *$ 111,186* | | |
| *Extension* | *106,016* | *108,667* | *108,667* | | |
| *College of Veterinary Medicine* | *311,172* | *318,954* | *318,954* | | |
| Subtotal Agricultural Units | $ 525,661 | $ 538,807 | $ 538,807 | | |
| Public Service Units | | | | | |
| *Institute for Public Service* | *$ 13,559* | *$ 13,898* | *$ 13,898* | | |
| *Municipal Technical Advisory Service* | *1,769* | *1,813* | *1,813* | | |
| *County Technical Assistance Service* | *1,769* | *1,813* | *1,813* | | |
| Subtotal Public Service Units | $ 17,097 | $ 17,524 | $ 17,524 | | |
| System Administration | 74,378 | 76,238 | 76,238 | | |
| Total State Appropriations - Access & Diversity | $ 5,550,100 | $ 5,688,900 | $ 5,688,900 | | |

Schedule 3

# *University of Tennessee System*

## Educational and General Unrestricted Net Assets

| | Total System | Chattanooga | Knoxville | Martin | Space Institute | Health Science Center | Institute of Agriculture | Institute for Public Service | System Administration |
|---|---|---|---|---|---|---|---|---|---|
| **FY 2012-13 ACTUAL** | | | | | | | | | |
| **Estimated Net Assets at Beginning of Year** | **$ 145,893,226** | **$ 8,567,727** | **$ 28,852,251** | **$ 9,257,572** | **$ 511,437** | **$ 51,258,134** | **$ 19,826,910** | **$ 1,449,693** | **$ 26,169,502** |
| Operating Funds | | | | | | | | | |
| Revenue | $ 1,143,156,781 | $ 127,974,032 | $ 513,650,550 | $ 86,575,908 | $ 9,750,584 | $ 247,913,602 | $ 122,561,132 | $ 16,450,311 | $ 18,280,662 |
| Less: Expenditures and Transfers | (1,131,358,644) | (128,023,972) | (516,116,447) | (87,306,819) | (9,755,043) | (230,745,771) | (119,573,183) | (16,806,725) | (23,030,684) |
| Carryover Funds To/(From) Net Assets | $ 11,798,137 | $ (49,940) | $ (2,465,897) | $ (730,911) | $ (4,459) | $ 17,167,831 | $ 2,987,949 | $ (356,414) | $ (4,750,022) |
| **Net Assets Detail:** | | | | | | | | | |
| **ALLOCATED** | | | | | | | | | |
| Working Capital | $ 25,696,185 | $ 2,815,312 | $ 6,116,269 | $ 1,356,161 | $ 30,821 | $ 5,850,208 | $ 5,564,625 | $ 70,685 | $ 3,892,104 |
| Revolving Funds | 18,079,674 | | 459,848 | | | 2,182,042 | | | 15,437,784 |
| Encumbrances | 5,994,570 | 2,474 | 1,750,075 | 414,347 | | 2,504,881 | 1,322,793 | | |
| Unexpended Gifts | | | | | | | | | |
| Reserve for Reappropriations | 65,483,404 | | | 3,000,000 | | 48,724,440 | 12,210,000 | $ 350,000 | 1,198,964 |
| Total Allocated Net Assets | $ 115,253,833 | $ 2,817,786 | $ 8,326,192 | $ 4,770,508 | $ 30,821 | $ 59,261,571 | $ 19,097,418 | $ 420,685 | $ 20,528,852 |
| **UNALLOCATED** | **$ 42,437,530** | **$ 5,700,000** | **$ 18,060,163** | **$ 3,756,153** | **$ 476,157** | **$ 9,164,394** | **$ 3,717,441** | **$ 672,594** | **$ 890,628** |
| **Total Net Assets** | **$ 157,691,363** | **$ 8,517,786** | **$ 26,386,355** | **$ 8,526,661** | **$ 506,978** | **$ 68,425,965** | **$ 22,814,859** | **$ 1,093,279** | **$ 21,419,480** |
| *Percent Unallocated of Expend. & Transfers ** | *3.75%* | *4.45%* | *3.50%* | *4.30%* | *4.88%* | *3.97%* | *3.11%* | *4.00%* | *2.50%* |

** Recommended percent unallocated of expenditures and transfers is 2% to 5%. For System Administration, transfers-in for system charge is excluded from this calculation.*

| | | | | | | | | | |
|---|---|---|---|---|---|---|---|---|---|
| **FY 2013-14 PROBABLE BUDGET** | | | | | | | | | |
| **Estimated Net Assets at Beginning of Year** | **$ 157,691,363** | **$ 8,517,786** | **$ 26,386,355** | **$ 8,526,661** | **$ 506,978** | **$ 68,425,965** | **$ 22,814,859** | **$ 1,093,279** | **$ 21,419,480** |
| Operating Funds | | | | | | | | | |
| Revenue | $ 1,183,213,101 | $ 135,083,487 | $ 545,505,865 | $ 88,307,556 | $ 9,840,262 | $ 242,086,474 | $ 124,194,867 | $ 17,110,552 | $ 21,084,038 |
| Less: Expenditures and Transfers | (1,234,461,556) | (135,016,907) | (545,505,865) | (88,307,556) | (9,840,262) | (284,006,935) | (133,397,443) | (17,183,963) | (21,202,625) |
| Carryover Funds To/(From) Net Assets | $ (51,248,455) | $ 66,580 | $ - | $ - | $ - | $ (41,920,461) | $ (9,202,576) | $ (73,411) | $ (118,587) |
| **Net Assets Detail:** | | | | | | | | | |
| **ALLOCATED** | | | | | | | | | |
| Working Capital | $ 28,393,458 | $ 3,203,156 | $ 8,448,430 | $ 1,356,161 | $ 78,773 | $ 5,850,209 | $ 5,564,625 | | $ 3,892,104 |
| Revolving Funds | 18,264,336 | | 644,510 | | | 2,182,042 | | | 15,437,784 |
| Encumbrances | 5,565,827 | 25,571 | 1,927,537 | 414,347 | | 1,875,579 | 1,322,793 | | |
| Unexpended Gifts | | | | | | | | | |
| Reserve for Reappropriations | 13,434,747 | | | 2,400,000 | | 7,433,281 | 2,851,466 | $ 350,000 | 400,000 |
| Total Allocated Net Assets | $ 65,658,368 | $ 3,228,727 | $ 11,020,477 | $ 4,170,508 | $ 78,773 | $ 17,341,111 | $ 9,738,884 | $ 350,000 | $ 19,729,888 |
| **UNALLOCATED** | **$ 40,784,540** | **$ 5,355,639** | **$ 15,365,878** | **$ 4,356,153** | **$ 428,205** | **$ 9,164,393** | **$ 3,873,399** | **$ 669,868** | **$ 1,571,005** |
| **Total Net Assets** | **$ 106,442,908** | **$ 8,584,366** | **$ 26,386,355** | **$ 8,526,661** | **$ 506,978** | **$ 26,505,504** | **$ 13,612,283** | **$ 1,019,868** | **$ 21,300,893** |
| *Percent Unallocated of Expend. & Transfers ** | *3.30%* | *3.97%* | *2.82%* | *4.93%* | *4.35%* | *3.23%* | *2.90%* | *3.90%* | *4.56%* |

** Recommended percent unallocated of expenditures and transfers is 2% to 5%. For System Administration, transfers-in for system charge is excluded from this calculation.*

| | | | | | | | | | |
|---|---|---|---|---|---|---|---|---|---|
| **FY 2014-15 PROPOSED BUDGET** | | | | | | | | | |
| **Estimated Net Assets at Beginning of Year** | **$ 106,442,908** | **$ 8,584,366** | **$ 26,386,355** | **$ 8,526,661** | **$ 506,978** | **$ 26,505,504** | **$ 13,612,283** | **$ 1,019,868** | **$ 21,300,893** |
| Operating Funds | | | | | | | | | |
| Revenue | $ 1,230,305,970 | $ 142,520,554 | $ 576,185,148 | $ 92,294,585 | $ 9,571,205 | $ 246,055,045 | $ 124,973,622 | $ 17,049,420 | $ 21,656,391 |
| Less: Expenditures and Transfers | (1,233,360,642) | (142,453,974) | (576,185,148) | (92,294,585) | (9,571,205) | (246,055,045) | (127,879,144) | (17,149,263) | (21,772,278) |
| Carryover Funds To/(From) Net Assets | $ (3,054,672) | $ 66,580 | $ - | $ - | $ - | $ - | $ (2,905,522) | $ (99,843) | $ (115,887) |
| **Net Assets Detail:** | | | | | | | | | |
| **ALLOCATED** | | | | | | | | | |
| Working Capital | $ 25,625,501 | $ 2,815,312 | $ 6,116,269 | $ 1,356,161 | $ 30,821 | $ 5,850,209 | $ 5,564,625 | | $ 3,892,104 |
| Revolving Funds | 18,079,674 | | 459,848 | | | 2,182,042 | | | 15,437,784 |
| Encumbrances | 5,365,268 | 2,474 | 1,750,075 | 414,347 | | 1,875,579 | 1,322,793 | | |
| Unexpended Gifts | | | | | | | | | |
| Reserve for Reappropriations | 10,483,281 | | | 2,400,000 | | 7,433,281 | | $ 250,000 | 400,000 |
| Total Allocated Net Assets | $ 59,553,724 | $ 2,817,786 | $ 8,326,192 | $ 4,170,508 | $ 30,821 | $ 17,341,111 | $ 6,887,418 | $ 250,000 | $ 19,729,888 |
| **UNALLOCATED** | **$ 43,834,512** | **$ 5,833,160** | **$ 18,060,163** | **$ 4,356,153** | **$ 476,157** | **$ 9,164,393** | **$ 3,819,343** | **$ 670,025** | **$ 1,455,118** |
| **Total Net Assets** | **$ 103,388,236** | **$ 8,650,946** | **$ 26,386,355** | **$ 8,526,661** | **$ 506,978** | **$ 26,505,504** | **$ 10,706,761** | **$ 920,025** | **$ 21,185,006** |
| *Percent Unallocated of Expend. & Transfers ** | *3.55%* | *4.09%* | *3.13%* | *4.72%* | *4.97%* | *3.72%* | *2.99%* | *3.91%* | *4.15%* |

** Recommended percent unallocated of expenditures and transfers is 2% to 5%. For System Administration, transfers-in for system charge is excluded from this calculation.*

# *University of Tennessee System*

## Auxiliary Unrestricted Net Assets

| | Total System | Chattanooga | Knoxville | Martin | Space Institute | Health Science Center |
|---|---|---|---|---|---|---|
| **FY 2012-13 ACTUAL** | | | | | | |
| **Estimated Net Assets at Beginning of Year** | **$ 14,897,522** | **$ 1,204,386** | **$ 12,617,165** | **$ 941,133** | **$ 22,579** | **$ 112,259** |
| Operating Funds | | | | | | |
| Revenue | $ 199,171,124 | $ 12,457,401 | $ 173,429,399 | $ 10,830,742 | $ 206,244 | $ 2,247,338 |
| Less: Expenditures and Transfers | (193,507,343) | (12,393,610) | (167,674,306) | (10,975,800) | (216,159) | (2,247,468) |
| Carryover Funds To/(From) Net Assets | $ 5,663,781 | $ 63,791 | $ 5,755,093 | $ (145,058) | $ (9,915) | $ (130) |
| **ALLOCATED** | | | | | | |
| Working Capital | $ 7,302,481 | $ 818,021 | $ 6,198,724 | $ 257,035 | $ 5,428 | $ 23,273 |
| Revolving Funds | 6,633,689 | | 6,633,689 | | | |
| Encumbrances | 31,723 | | | 31,518 | | 205 |
| Total Allocated Net Assets | $ 13,967,893 | $ 818,021 | $ 12,832,413 | $ 288,553 | $ 5,428 | $ 23,478 |
| **UNALLOCATED** | **$ 6,593,410** | **$ 450,156** | **$ 5,539,845** | **$ 507,522** | **$ 7,236** | **$ 88,651** |
| **Total Net Assets** | **$ 20,561,303** | **$ 1,268,177** | **$ 18,372,258** | **$ 796,075** | **$ 12,664** | **$ 112,129** |
| *Percent Unallocated of Expend. & Transfers ** | *3.41%* | *3.63%* | *3.30%* | *4.62%* | *3.35%* | *3.94%* |
| **FY 2013-14 PROBABLE BUDGET** | | | | | | |
| **Estimated Net Assets at Beginning of Year** | **$ 20,561,303** | **$ 1,268,177** | **$ 18,372,258** | **$ 796,075** | **$ 12,664** | **$ 112,129** |
| Operating Funds | | | | | | |
| Revenue | $ 193,233,132 | $ 8,451,931 | $ 171,291,952 | $ 11,436,671 | $ 197,000 | $ 1,855,578 |
| Less: Expenditures and Transfers | (193,233,132) | (8,451,931) | (171,291,952) | (11,436,671) | (197,000) | (1,855,578) |
| Carryover Funds To/(From) Net Assets | $ - | $ - | $ - | $ - | $ - | $ - |
| **ALLOCATED** | | | | | | |
| Working Capital | $ 7,336,464 | $ 849,638 | $ 6,198,724 | $ 257,035 | $ 7,794 | $ 23,273 |
| Revolving Funds | 6,633,689 | | 6,633,689 | | | |
| Encumbrances | 31,723 | | | 31,518 | | 205 |
| Total Allocated Net Assets | $ 14,001,876 | $ 849,638 | $ 12,832,413 | $ 288,553 | $ 7,794 | $ 23,478 |
| **UNALLOCATED** | **$ 6,559,427** | **$ 418,539** | **$ 5,539,845** | **$ 507,522** | **$ 4,870** | **$ 88,651** |
| **Total Net Assets** | **$ 20,561,303** | **$ 1,268,177** | **$ 18,372,258** | **$ 796,075** | **$ 12,664** | **$ 112,129** |
| *Percent Unallocated of Expend. & Transfers ** | *3.39%* | *4.95%* | *3.23%* | *4.44%* | *2.47%* | *4.78%* |
| **FY 2014-15 PROPOSED BUDGET** | | | | | | |
| **Estimated Net Assets at Beginning of Year** | **$ 20,561,303** | **$ 1,268,177** | **$ 18,372,258** | **$ 796,075** | **$ 12,664** | **$ 112,129** |
| Operating Funds | | | | | | |
| Revenue | $ 202,463,436 | $ 9,404,266 | $ 179,640,457 | $ 11,449,771 | $ 170,691 | $ 1,798,251 |
| Less: Expenditures and Transfers | (202,463,436) | (9,404,266) | (179,640,457) | (11,449,771) | (170,691) | (1,798,251) |
| Carryover Funds To/(From) Net Assets | $ - | $ - | $ - | $ - | $ - | $ - |
| **ALLOCATED** | | | | | | |
| Working Capital | $ 7,355,913 | $ 871,453 | $ 6,198,724 | $ 257,035 | $ 5,428 | $ 23,273 |
| Revolving Funds | 6,633,689 | | 6,633,689 | | | |
| Encumbrances | 31,723 | | | 31,518 | | 205 |
| Total Allocated Net Assets | $ 14,021,325 | $ 871,453 | $ 12,832,413 | $ 288,553 | $ 5,428 | $ 23,478 |
| **UNALLOCATED** | **$ 6,539,979** | **$ 396,724** | **$ 5,539,846** | **$ 507,522** | **$ 7,236** | **$ 88,651** |
| **Total Net Assets** | **$ 20,561,304** | **$ 1,268,177** | **$ 18,372,259** | **$ 796,075** | **$ 12,664** | **$ 112,129** |
| *Percent Unallocated of Expend. & Transfers** | *3.23%* | *4.22%* | *3.08%* | *4.43%* | *4.24%* | *4.93%* |

** Recommended percent unallocated of expenditures and transfers is 3% to 5%*

Schedule 5

# *University of Tennessee System*

## FY 2015 Proposed Budget Summary

### Current Funds Revenues, Expenditures, and Transfers - UNRESTRICTED

| | Total System | Chattanooga | Knoxville | Martin | Space Institute | Health Science Center | Institute of Agriculture | Institute for Public Service | System Administration |
|---|---|---|---|---|---|---|---|---|---|
| **EDUCATIONAL AND GENERAL** | | | | | | | | | |
| **Revenues** | | | | | | | | | |
| Tuition & Fees | $ 607,115,225 | $ 98,598,645 | $ 356,682,954 | $ 61,160,563 | $ 1,340,255 | $ 77,570,466 | $ 11,762,342 | | |
| State Appropriations | 474,164,712 | 38,443,181 | 182,161,643 | 27,013,167 | 8,011,212 | 130,066,040 | 73,735,707 | $ 9,939,524 | $ 4,794,238 |
| Grants & Contracts | 44,190,219 | 453,856 | 22,560,000 | 310,500 | 204,816 | 16,256,491 | 4,179,794 | 224,762 | |
| Sales & Service | 52,458,151 | 4,787,672 | 4,573,307 | 3,153,555 | | 19,595,582 | 20,348,035 | | |
| Other Sources | 52,377,663 | 237,200 | 10,207,244 | 656,800 | 14,922 | 2,566,466 | 14,947,744 | 6,885,134 | 16,862,153 |
| Total Revenues | $ 1,230,305,970 | $ 142,520,554 | $ 576,185,148 | $ 92,294,585 | $ 9,571,205 | $ 246,055,045 | $ 124,973,622 | $ 17,049,420 | $ 21,656,391 |
| **Expenditures and Transfers** | | | | | | | | | |
| Instruction | $ 531,510,941 | $ 62,041,250 | $ 260,510,955 | $ 42,235,809 | $ 4,280,675 | $ 129,966,189 | $ 32,476,063 | | |
| Research | 70,683,096 | 1,890,428 | 21,688,036 | 297,077 | 961,548 | 8,034,970 | 37,811,037 | | |
| Public Service | 71,415,142 | 2,310,559 | 10,087,503 | 560,112 | | 40,321 | 43,046,194 | $ 15,370,453 | |
| Academic Support | 132,809,206 | 9,817,880 | 66,094,541 | 11,300,921 | 317,852 | 37,580,817 | 7,450,884 | 246,311 | |
| Student Services | 77,859,611 | 22,053,970 | 39,259,236 | 10,817,887 | 33,375 | 5,695,143 | | | |
| Institutional Support | 132,567,485 | 11,070,543 | 42,547,834 | 5,960,631 | 1,429,929 | 22,891,964 | 2,647,127 | 1,175,307 | $ 44,844,150 |
| Op/Maint Physical Plant | 130,334,008 | 18,996,112 | 68,584,759 | 11,298,387 | 1,912,428 | 26,286,698 | 3,255,624 | | |
| Scholarships & Fellowships | 87,972,283 | 12,322,509 | 58,032,268 | 8,411,712 | 285,112 | 8,873,624 | 47,058 | | |
| Subtotal Expenditures | $ 1,235,151,772 | $ 140,503,251 | $ 566,805,132 | $ 90,882,536 | $ 9,220,919 | $ 239,369,726 | $ 126,733,987 | $ 16,792,071 | $ 44,844,150 |
| Mandatory Transfers | 6,942,735 | 774,165 | 1,641,251 | 714,700 | | 3,677,619 | | | 135,000 |
| Non-Mandatory Transfers | (8,733,865) | 1,176,558 | 7,738,765 | 697,349 | 350,286 | 3,007,700 | 1,145,157 | 357,192 | (23,206,872) |
| Total Expenditures & Transfers | $ 1,233,360,642 | $ 142,453,974 | $ 576,185,148 | $ 92,294,585 | $ 9,571,205 | $ 246,055,045 | $ 127,879,144 | $ 17,149,263 | $ 21,772,278 |
| **Fund Balance Addition/(Reduction)** | $ (3,054,672) | $ 66,580 | $ - | $ - | $ - | $ - | $ (2,905,522) | $ (99,843) | $ (115,887) |
| **AUXILIARIES** | | | | | | | | | |
| **Revenues** | $ 202,463,436 | $ 9,404,266 | $ 179,640,457 | $ 11,449,771 | $ 170,691 | $ 1,798,251 | | | |
| **Expenditures and Transfers** | | | | | | | | | |
| Expenditures | $ 154,556,263 | $ 5,601,297 | $ 139,643,733 | $ 7,607,200 | $ 270,691 | $ 1,433,342 | | | |
| Mandatory Transfers | 29,658,449 | 1,948,402 | 24,164,986 | 3,180,152 | | 364,909 | | | |
| Non-Mandatory Transfers | 18,248,724 | 1,854,567 | 15,831,738 | 662,419 | (100,000) | | | | |
| Total Expenditures & Transfers | $ 202,463,436 | $ 9,404,266 | $ 179,640,457 | $ 11,449,771 | $ 170,691 | $ 1,798,251 | | | |
| **Fund Balance Addition/(Reduction)** | $ - | $ - | $ - | $ - | $ - | $ - | | | |
| **TOTALS** | | | | | | | | | |
| **Revenues** | $ 1,432,769,406 | $ 151,924,820 | $ 755,825,605 | $ 103,744,356 | $ 9,741,896 | $ 247,853,296 | $ 124,973,622 | $ 17,049,420 | $ 21,656,391 |
| **Expenditures and Transfers** | | | | | | | | | |
| Expenditures | $ 1,389,708,035 | $ 146,104,548 | $ 706,448,865 | $ 98,489,736 | $ 9,491,610 | $ 240,803,068 | $ 126,733,987 | $ 16,792,071 | $ 44,844,150 |
| Mandatory Transfers | 36,601,184 | 2,722,567 | 25,806,237 | 3,894,852 | | 4,042,528 | | | 135,000 |
| Non-Mandatory Transfers | 9,514,859 | 3,031,125 | 23,570,503 | 1,359,768 | 250,286 | 3,007,700 | 1,145,157 | 357,192 | -23,206,872 |
| Total Expenditures & Transfers | $ 1,435,824,078 | $ 151,858,240 | $ 755,825,605 | $ 103,744,356 | $ 9,741,896 | $ 247,853,296 | $ 127,879,144 | $ 17,149,263 | $ 21,772,278 |
| **Fund Balance Addition/(Reduction)** | $ (3,054,672) | $ 66,580 | $ - | $ - | $ - | $ - | $ (2,905,522) | $ (99,843) | $ (115,887) |



Schedule 6

# *University of Tennessee System*

## FY 2015 Proposed Budget Summary

Current Funds Revenues, Expenditures and Transfers - UNRESTRICTED AND RESTRICTED

| | Total System | Chattanooga | Knoxville | Martin | Space Institute | Health Science Center | Institute of Agriculture | Institute for Public Service | System Administration |
|---|---|---|---|---|---|---|---|---|---|
| **EDUCATIONAL AND GENERAL** | | | | | | | | | |
| **Revenues** | | | | | | | | | |
| Tuition & Fees | $ 607,115,225 | $ 98,598,645 | $ 356,682,954 | $ 61,160,563 | $ 1,340,255 | $ 77,570,466 | $ 11,762,342 | | |
| State Appropriations | 501,302,444 | 39,235,242 | 192,850,443 | 27,317,665 | 8,865,314 | 138,601,976 | 74,698,042 | $ 9,939,524 | $ 9,794,238 |
| Grants & Contracts | 566,899,812 | 45,382,749 | 237,220,000 | 34,067,500 | 874,816 | 200,885,491 | 42,814,494 | 4,404,762 | 1,250,000 |
| Sales & Service | 52,458,151 | 4,787,672 | 4,573,307 | 3,153,555 | | 19,595,582 | 20,348,035 | | |
| Other Sources | 117,724,272 | 9,256,404 | 39,457,244 | 3,756,988 | 238,922 | 20,716,194 | 19,467,853 | 7,368,514 | 17,462,153 |
| Total Revenues | $ 1,845,499,904 | $ 197,260,712 | $ 830,783,948 | $ 129,456,271 | $ 11,319,307 | $ 457,369,709 | $ 169,090,766 | $ 21,712,800 | $ 28,506,391 |
| **Expenditures and Transfers** | | | | | | | | | |
| Instruction | $ 683,770,300 | $ 67,629,302 | $ 270,260,955 | $ 43,942,595 | $ 4,455,675 | $ 263,466,189 | $ 34,007,584 | | $ 8,000.00 |
| Research | 256,998,637 | 5,205,753 | 129,446,036 | 539,077 | 2,511,650 | 53,234,970 | 60,379,151 | | $ 5,682,000 |
| Public Service | 131,019,881 | 3,118,005 | 33,387,503 | 2,377,112 | | 9,546,621 | 61,956,807 | $ 20,033,833 | 600,000 |
| Academic Support | 164,330,962 | 12,335,617 | 77,294,541 | 11,381,921 | 323,852 | 55,181,917 | 7,566,803 | 246,311 | |
| Student Services | 79,528,402 | 22,855,761 | 39,679,236 | 11,266,887 | 33,375 | 5,693,143 | | | |
| Institutional Support | 135,198,070 | 11,298,007 | 42,687,834 | 6,399,631 | 1,432,929 | 23,608,564 | 3,231,648 | 1,175,307 | 45,364,150 |
| Op/Maint Physical Plant | 130,801,908 | 19,021,112 | 69,014,759 | 11,299,287 | 1,912,428 | 26,286,698 | 3,267,624 | | |
| Scholarships/Fellowships | 268,173,011 | 53,447,981 | 159,633,068 | 40,837,712 | 299,112 | 13,573,624 | 341,514 | | 40,000 |
| Subtotal Expenditures | $ 1,849,821,171 | $ 194,911,538 | $ 821,403,932 | $ 128,044,222 | $ 10,969,021 | $ 450,591,726 | $ 170,751,131 | $ 21,455,451 | $ 51,694,150 |
| Mandatory Transfers | 6,942,735 | 774,165 | 1,641,251 | 714,700 | | 3,677,619 | | | 135,000 |
| Non-Mandatory Transfers | (8,733,865) | 1,176,558 | 7,738,765 | 697,349 | 350,286 | 3,007,700 | 1,145,157 | 357,192 | (23,206,872) |
| Total Expenditures & Transfers | $ 1,848,030,041 | $ 196,862,261 | $ 830,783,948 | $ 129,456,271 | $ 11,319,307 | $ 457,277,045 | $ 171,896,288 | $ 21,812,643 | $ 28,622,278 |
| **Fund Balance Addition/(Reduction)** | $ (2,530,137) | $ 398,451 | $ - | $ - | $ - | $ 92,664 | $ (2,805,522) | $ (99,843) | $ (115,887) |
| **AUXILIARIES** | | | | | | | | | |
| **Revenues** | $ 203,083,436 | $ 9,404,266 | $ 180,260,457 | $ 11,449,771 | $ 170,691 | $ 1,798,251 | | | |
| **Expenditures & Transfers** | | | | | | | | | |
| Expenditures | 155,176,263 | 5,601,297 | 140,263,733 | 7,607,200 | 270,691 | 1,433,342 | | | |
| Mandatory Transfers | 29,658,449 | 1,948,402 | 24,164,986 | 3,180,152 | | 364,909 | | | |
| Non-Mandatory Transfers | 18,248,724 | 1,854,567 | 15,831,738 | 662,419 | (100,000) | | | | |
| Total Expenditures & Transfers | $ 203,083,436 | $ 9,404,266 | $ 180,260,457 | $ 11,449,771 | $ 170,691 | $ 1,798,251 | | | |
| **Fund Balance Addition/(Reduction)** | $ - | $ - | $ - | $ - | $ - | $ - | | | |
| **TOTALS** | | | | | | | | | |
| **Revenues** | $ 2,048,583,340 | $ 206,664,978 | $ 1,011,044,405 | $ 140,906,042 | $ 11,489,998 | $ 459,167,960 | $ 169,090,766 | $ 21,712,800 | $ 28,506,391 |
| **Expenditures & Transfers** | | | | | | | | | |
| Expenditures | $ 2,004,997,434 | $ 200,512,835 | $ 961,667,665 | $ 135,651,422 | $ 11,239,712 | $ 452,025,068 | $ 170,751,131 | $ 21,455,451 | $ 51,694,150 |
| Mandatory Transfers | 36,601,184 | 2,722,567 | 25,806,237 | 3,894,852 | | 4,042,528 | | | 135,000 |
| Non-Mandatory Transfers | 9,514,859 | 3,031,125 | 23,570,503 | 1,359,768 | 250,286 | 3,007,700 | 1,145,157 | 357,192 | (23,206,872) |
| Total Expenditures & Transfers | $ 2,051,113,477 | $ 206,266,527 | $ 1,011,044,405 | $ 140,906,042 | $ 11,489,998 | $ 459,075,296 | $ 171,896,288 | $ 21,812,643 | $ 28,622,278 |
| **Fund Balance Addition/(Reduction)** | $ (2,530,137) | $ 398,451 | $ - | $ - | $ - | $ 92,664 | $ (2,805,522) | $ (99,843) | $ (115,887) |

Schedule 7

# *University of Tennessee System*

## Five Year Budget Summary Comparison

Current Funds Revenues, Expenditures and Transfers - UNRESTRICTED

| | FY 2011 ACTUAL | FY 2012 ACTUAL | FY 2013 ACTUAL | FY 2014 PROBABLE | FY 2015 PROPOSED | FY 2011 to FY 2015 AMOUNT | FY 2011 to FY 2015 % |
|---|---|---|---|---|---|---|---|
| **EDUCATIONAL AND GENERAL** | | | | | | | |
| **Revenues** | | | | | | | |
| Tuition & Fees | $ 448,985,458 | $ 503,560,202 | $ 533,809,389 | $ 569,218,807 | $ 607,115,225 | $ 158,129,767 | 35.20 % |
| State Appropriations | 547,904,679 | 413,343,445 | 431,850,267 | 466,722,423 | 474,164,712 | (73,739,967) | (13.50) % |
| Grants & Contracts | 48,030,770 | 49,090,830 | 49,542,582 | 41,885,523 | 44,190,219 | (3,840,551) | (8.00) % |
| Sales & Service | 53,401,514 | 55,117,066 | 57,856,330 | 52,424,726 | 52,458,151 | (943,363) | (1.80) % |
| Other Sources | 54,598,020 | 54,833,187 | 70,098,212 | 52,961,622 | 52,377,663 | (2,220,357) | (4.10) % |
| Total Revenues | $ 1,152,920,441 | $ 1,075,944,729 | $ 1,143,156,780 | $ 1,183,213,101 | $ 1,230,305,970 | $ 77,385,529 | 6.70 % |
| **Expenditures and Transfers** | | | | | | | |
| Instruction | $ 416,108,737 | $ 427,881,549 | $ 455,174,572 | $ 524,772,289 | $ 531,510,941 | $ 115,402,204 | 27.70 % |
| Research | 71,584,378 | 81,768,794 | 86,634,810 | 101,368,391 | 70,683,096 | (901,282) | (1.30) % |
| Public Service | 67,160,007 | 65,533,281 | 70,315,078 | 77,620,795 | 71,415,142 | 4,255,135 | 6.30 % |
| Academic Support | 123,213,093 | 118,367,805 | 130,694,151 | 145,142,925 | 132,809,206 | 9,596,113 | 7.80 % |
| Student Services | 76,356,504 | 82,788,622 | 84,118,134 | 77,446,461 | 77,859,611 | 1,503,107 | 2.00 % |
| Institutional Support | 107,386,429 | 122,428,550 | 122,698,075 | 145,138,968 | 132,567,485 | 25,181,056 | 23.40 % |
| Op/Maint Physical Plant | 118,655,716 | 117,451,028 | 118,493,896 | 130,080,788 | 130,334,008 | 11,678,292 | 9.80 % |
| Scholarships & Fellowships | 61,243,822 | 68,903,135 | 74,479,780 | 78,165,076 | 87,972,283 | 26,728,461 | 43.60 % |
| Subtotal Expenditures | $ 1,041,708,686 | $ 1,085,122,764 | $ 1,142,608,497 | $ 1,279,735,693 | $ 1,235,151,772 | $ 193,443,086 | 18.60 % |
| Mandatory Transfers | 7,226,436 | 7,159,721 | 6,273,292 | 7,268,997 | 6,942,735 | (283,701) | (3.90) % |
| Non-Mandatory Transfers | 93,802,280 | (3,050,514) | (17,523,145) | (52,543,134) | (8,733,865) | (102,536,145) | (109.30) % |
| Total Expenditures & Transfers | $ 1,142,737,402 | $ 1,089,231,971 | $ 1,131,358,644 | $ 1,234,461,556 | $ 1,233,360,642 | $ 90,623,240 | 7.90 % |
| **Fund Balance Addition/(Reduction)** | $ 10,183,039 | $ (13,287,242) | $ 11,798,136 | $ (51,248,455) | $ (3,054,672) | | |
| **AUXILIARIES** | | | | | | | |
| **Revenues** | $ 197,856,791 | $ 199,764,806 | $ 199,171,124 | $ 193,233,132 | $ 202,463,436 | $ 4,606,645 | 2.30 % |
| **Expenditures and Transfers** | | | | | | | |
| Expenditures | $ 141,182,612 | $ 142,431,466 | $ 148,395,318 | $ 146,275,075 | $ 154,556,263 | $ 13,373,651 | 9.50 % |
| Mandatory Transfers | 23,923,901 | 26,171,577 | 27,857,526 | 27,030,511 | 29,658,449 | 5,734,548 | 24.00 % |
| Non-Mandatory Transfers | 31,328,085 | 37,636,923 | 17,254,499 | 19,927,546 | 18,248,724 | (13,079,361) | (41.70) % |
| Total Expenditures & Transfers | $ 196,434,598 | $ 206,239,966 | $ 193,507,343 | $ 193,233,132 | $ 202,463,436 | $ 6,028,838 | 3.10 % |
| **Fund Balance Addition/(Reduction)** | $ 1,422,193 | $ (6,475,161) | $ 5,663,782 | $ - | $ - | | |
| **TOTALS** | | | | | | | |
| **Revenues** | $ 1,350,777,232 | $ 1,275,709,534 | $ 1,342,327,905 | $ 1,376,446,233 | $ 1,432,769,406 | $ 81,992,174 | 6.10 % |
| **Expenditures and Transfers** | | | | | | | |
| Expenditures | $ 1,182,891,298 | $ 1,227,554,230 | $ 1,291,003,814 | $ 1,426,010,768 | $ 1,389,708,035 | $ 206,816,737 | 17.50 % |
| Mandatory Transfers | 31,150,337 | 33,331,298 | 34,130,818 | 34,299,508 | 36,601,184 | 5,450,847 | 17.50 % |
| Non-Mandatory Transfers | 125,130,365 | 34,586,409 | (268,646) | (32,615,588) | 9,514,859 | (115,615,506) | (92.40) % |
| Total Expenditures & Transfers | $ 1,339,172,000 | $ 1,295,471,937 | $ 1,324,865,986 | $ 1,427,694,688 | $ 1,435,824,078 | $ 96,652,078 | 7.20 % |
| **Fund Balance Addition/(Reduction)** | $ 11,605,231 | $ (19,762,402) | $ 17,461,918 | $ (51,248,455) | $ (3,054,672) | | |

# *University of Tennessee System*

## Five Year Budget Summary Comparison

Current Funds Revenues, Expenditures and Transfers - UNRESTRICTED AND RESTRICTED

| | FY 2011 ACTUAL | FY 2012 ACTUAL | FY 2013 ACTUAL | FY 2014 PROBABLE | FY 2015 PROPOSED | FY 2011 to FY 2015 AMOUNT | FY 2011 to FY 2015 % |
|---|---|---|---|---|---|---|---|
| **EDUCATIONAL AND GENERAL** | | | | | | | |
| **Revenues** | | | | | | | |
| Tuition & Fees | $ 448,985,458 | $ 503,560,202 | $ 533,809,389 | $ 569,218,807 | $ 607,115,225 | $ 158,129,767 | 35.2 % |
| State Appropriations | 569,824,231 | 434,160,502 | 447,473,296 | 490,535,129 | 501,302,444 | (68,521,787) | (12.0) % |
| Grants & Contracts | 588,820,147 | 599,409,965 | 574,519,330 | 567,638,649 | 566,899,812 | (21,920,335) | (3.7) % |
| Sales & Service | 53,401,514 | 55,117,066 | 57,856,330 | 52,424,726 | 52,458,151 | (943,363) | (1.8) % |
| Other Sources | 116,974,367 | 113,360,279 | 152,144,385 | 117,775,834 | 117,724,272 | 749,905 | 0.6 % |
| Total Revenues | $ 1,778,005,717 | $ 1,705,608,013 | $ 1,765,802,731 | $ 1,797,593,145 | $ 1,845,499,904 | $ 67,494,187 | 3.8 % |
| **Expenditures and Transfers** | | | | | | | |
| Instruction | $ 561,323,284 | $ 581,734,237 | $ 611,569,394 | $ 673,827,389 | $ 683,770,300 | $ 122,447,016 | 21.8 % |
| Research | 263,910,986 | 275,074,925 | 277,762,160 | 290,701,642 | 256,998,637 | (6,912,349) | (2.6) % |
| Public Service | 158,439,054 | 159,006,576 | 133,120,201 | 137,896,739 | 131,019,881 | (27,419,173) | (17.3) % |
| Academic Support | 141,363,492 | 142,495,203 | 158,683,987 | 176,464,441 | 164,330,962 | 22,967,470 | 16.2 % |
| Student Services | 79,778,059 | 84,436,897 | 86,057,765 | 79,125,252 | 79,528,402 | (249,657) | (0.3) % |
| Institutional Support | 109,799,114 | 125,005,498 | 125,048,887 | 147,338,982 | 135,198,070 | 25,398,956 | 23.1 % |
| Op/Maint Physical Plant | 118,763,902 | 117,662,170 | 119,145,974 | 130,568,788 | 130,801,908 | 12,038,006 | 10.1 % |
| Scholarships & Fellowships | 234,191,230 | 241,007,048 | 250,331,559 | 257,767,969 | 268,173,011 | 33,981,781 | 14.5 % |
| Subtotal Expenditures | $ 1,667,569,122 | $ 1,726,422,554 | $ 1,761,719,928 | $ 1,893,691,202 | $ 1,849,821,171 | $ 182,252,049 | 10.9 % |
| Mandatory Transfers | 7,226,436 | 7,159,721 | 6,273,292 | 7,268,997 | 6,942,735 | (283,701) | (3.9) % |
| Non-Mandatory Transfers | 93,802,280 | (3,050,514) | (17,523,145) | (52,543,134) | (8,733,865) | (102,536,145) | (109.3) % |
| Total Expenditures & Transfers | $ 1,768,597,838 | $ 1,730,531,761 | $ 1,750,470,075 | $ 1,848,417,065 | $ 1,848,030,041 | $ 79,432,203 | 4.5 % |
| **Fund Balance Addition/(Reduction)** | $ 9,407,879 | $ (24,923,748) | $ 15,332,656 | $ (50,823,920) | $ (2,530,137) | | |
| **AUXILIARIES** | | | | | | | |
| **Revenues** | $ 198,601,840 | $ 200,291,433 | $ 199,645,425 | $ 193,833,132 | $ 203,083,436 | $ 4,481,596 | 2.3 % |
| **Expenditures and Transfers** | | | | | | | |
| Expenditures | $ 141,571,262 | $ 143,122,269 | $ 149,454,826 | $ 146,875,075 | $ 155,176,263 | $ 13,605,001 | 9.6 % |
| Mandatory Transfers | 23,923,901 | 26,171,577 | 27,857,526 | 27,030,511 | 29,658,449 | 5,734,548 | 24.0 % |
| Non-Mandatory Transfers | 31,328,085 | 37,636,923 | 17,254,499 | 19,927,546 | 18,248,724 | (13,079,361) | (41.7) % |
| Total Expenditures & Transfers | $ 196,823,248 | $ 206,930,769 | $ 194,566,851 | $ 193,833,132 | $ 203,083,436 | $ 6,260,188 | 3.2 % |
| **Fund Balance Addition/(Reduction)** | $ 1,778,592 | $ (6,639,336) | $ 5,078,574 | $ - | $ - | | |
| **TOTALS** | | | | | | | |
| **Revenues** | $ 1,976,607,557 | $ 1,905,899,446 | $ 1,965,448,156 | $ 1,991,426,277 | $ 2,048,583,340 | $ 71,975,783 | 3.6 % |
| **Expenditures and Transfers** | | | | | | | |
| Expenditures | $ 1,809,140,384 | $ 1,869,544,823 | $ 1,911,174,754 | $ 2,040,566,277 | $ 2,004,997,434 | $ 195,857,050 | 10.8 % |
| Mandatory Transfers | 31,150,337 | 33,331,298 | 34,130,818 | 34,299,508 | 36,601,184 | 5,450,847 | 17.5 % |
| Non-Mandatory Transfers | 125,130,365 | 34,586,409 | (268,646) | (32,615,588) | 9,514,859 | (115,615,506) | (92.4) % |
| Total Expenditures & Transfers | $ 1,965,421,086 | $ 1,937,462,530 | $ 1,945,036,926 | $ 2,042,250,197 | $ 2,051,113,477 | $ 85,692,391 | 4.4 % |
| **Fund Balance Addition/(Reduction)** | $ 11,186,471 | $ (31,563,084) | $ 20,411,230 | $ (50,823,920) | $ (2,530,137) | | |

# *University of Tennessee System*

## FY 2015 Proposed Budget Summary

Unrestricted and Restricted Current Funds Revenues, Expenditures and Transfers

| | FY 2013 Actual | | | FY 2014 Probable | | | FY 2015 Proposed | | | CHANGE Probable to Proposed | |
|---|---|---|---|---|---|---|---|---|---|---|---|
| | Unrestricted | Restricted | Total | Unrestricted | Restricted | Total | Unrestricted | Restricted | Total | Amount | % |
| **EDUCATION AND GENERAL** | | | | | | | | | | | |
| **Revenues** | | | | | | | | | | | |
| Tuition & Fees | $ 533,809,389 | | $ 533,809,389 | $ 569,218,807 | | $ 569,218,807 | $ 607,115,225 | | $ 607,115,225 | $ 37,896,418 | 6.7 |
| State Appropriations | 431,850,267 | $ 15,623,029 | 447,473,296 | 466,722,423 | $ 23,812,706 | 490,535,129 | 474,164,712 | $ 27,137,732 | 501,302,444 | 10,767,315 | 2.2 |
| Grants & Contracts | 49,542,582 | 524,976,748 | 574,519,330 | 41,885,523 | 525,753,126 | 567,638,649 | 44,190,219 | 522,709,593 | 566,899,812 | (738,837) | (0.1) |
| Sales & Service | 57,856,330 | | 57,856,330 | 52,424,726 | | 52,424,726 | 52,458,151 | | 52,458,151 | 33,425 | 0.1 |
| Other Sources | 70,098,212 | 82,046,173 | 152,144,385 | 52,961,622 | 64,814,212 | 117,775,834 | 52,377,663 | 65,346,609 | 117,724,272 | (51,562) | - |
| Total Revenues | $ 1,143,156,780 | $ 622,645,951 | $ 1,765,802,731 | $ 1,183,213,101 | $ 614,380,044 | $ 1,797,593,145 | $ 1,230,305,970 | $ 615,193,934 | $ 1,845,499,904 | $ 47,906,759 | 2.7 |
| **Expenditures and Transfers** | | | | | | | | | | | |
| Instruction | $ 455,174,572 | $ 156,394,823 | $ 611,569,394 | $ 524,772,289 | $ 149,055,100 | $ 673,827,389 | $ 531,510,941 | $ 152,259,359 | $ 683,770,300 | $ 9,942,911 | 1.5 |
| Research | 86,634,810 | 191,127,350 | 277,762,160 | 101,368,391 | 189,333,251 | 290,701,642 | 70,683,096 | 186,315,541 | 256,998,637 | (33,703,005) | (11.6) |
| Public Service | 70,315,078 | 62,805,123 | 133,120,201 | 77,620,795 | 60,275,944 | 137,896,739 | 71,415,142 | 59,604,739 | 131,019,881 | (6,876,858) | (5.0) |
| Academic Support | 130,694,151 | 27,989,836 | 158,683,987 | 145,142,925 | 31,321,516 | 176,464,441 | 132,809,206 | 31,521,756 | 164,330,962 | (12,133,479) | (6.9) |
| Student Services | 84,118,134 | 1,939,631 | 86,057,765 | 77,446,461 | 1,678,791 | 79,125,252 | 77,859,611 | 1,668,791 | 79,528,402 | 403,150 | 0.5 |
| Institutional Support | 122,698,075 | 2,350,811 | 125,048,887 | 145,138,968 | 2,200,014 | 147,338,982 | 132,567,485 | 2,630,585 | 135,198,070 | (12,140,912) | (8.2) |
| Op/Maint Physical Plant | 118,493,896 | 652,078 | 119,145,974 | 130,080,788 | 488,000 | 130,568,788 | 130,334,008 | 467,900 | 130,801,908 | 233,120 | 0.2 |
| Scholarships & Fellowships | 74,479,780 | 175,851,779 | 250,331,559 | 78,165,076 | 179,602,893 | 257,767,969 | 87,972,283 | 180,200,728 | 268,173,011 | 10,405,042 | 4.0 |
| Sub-Total Expenditures | $ 1,142,608,497 | $ 619,111,431 | $ 1,761,719,928 | $ 1,279,735,693 | $ 613,955,509 | $ 1,893,691,202 | $ 1,235,151,772 | $ 614,669,399 | $ 1,849,821,171 | $ (43,870,031) | (2.3) |
| Mandatory Transfers | 6,273,292 | | 6,273,292 | 7,268,997 | | 7,268,997 | 6,942,735 | | 6,942,735 | (326,262) | (4.5) |
| Non-Mandatory Transfers | (17,523,145) | | (17,523,145) | (52,543,134) | | (52,543,134) | (8,733,865) | | (8,733,865) | 43,809,269 | 83.4 |
| Total Expenditures & Transfers | $ 1,131,358,644 | $ 619,111,431 | $ 1,750,470,075 | $ 1,234,461,556 | $ 613,955,509 | $ 1,848,417,065 | $ 1,233,360,642 | $ 614,669,399 | $ 1,848,030,041 | $ (387,024) | - |
| **Fund Balance Addition / (Reduction)** | $ 11,798,136 | $ 3,534,520 | $ 15,332,656 | $ (51,248,455) | $ 424,535 | $ (50,823,920) | $ (3,054,672) | $ 524,535 | $ (2,530,137) | | |
| **AUXILIARIES** | | | | | | | | | | | |
| **Revenues** | $ 199,171,124 | $ 474,301 | $ 199,645,425 | $ 193,233,132 | $ 600,000 | $ 193,833,132 | $ 202,463,436 | $ 620,000 | $ 203,083,436 | $ 9,250,304 | 4.8 |
| **Expenditures and Transfers** | | | | | | | | | | | |
| Expenditures | $ 148,395,318 | $ 1,059,509 | $ 149,454,826 | $ 146,275,075 | $ 600,000 | $ 146,875,075 | $ 154,556,263 | $ 620,000 | $ 155,176,263 | $ 8,301,188 | 5.7 |
| Mandatory Transfers | 27,857,526 | | 27,857,526 | 27,030,511 | | 27,030,511 | 29,658,449 | | 29,658,449 | 2,627,938 | 9.7 |
| Non-Mandatory Transfers | 17,254,499 | | 17,254,499 | 19,927,546 | | 19,927,546 | 18,248,724 | | 18,248,724 | (1,678,822) | (8.4) |
| Total Expenditures & Transfers | $ 193,507,343 | $ 1,059,509 | $ 194,566,851 | $ 193,233,132 | $ 600,000 | $ 193,833,132 | $ 202,463,436 | $ 620,000 | $ 203,083,436 | $ 9,250,304 | 4.8 |
| **Fund Balance Addition / (Reduction)** | $ 5,663,782 | $ (585,208) | $ 5,078,574 | $ - | $ - | $ - | $ - | $ - | $ - | | |
| **TOTALS** | | | | | | | | | | | |
| **Revenues** | $ 1,342,327,905 | $ 623,120,252 | $ 1,965,448,156 | $ 1,376,446,233 | $ 614,980,044 | $ 1,991,426,277 | $ 1,432,769,406 | $ 615,813,934 | $ 2,048,583,340 | $ 57,157,063 | 2.9 |
| **Expenditures and Transfers** | | | | | | | | | | | |
| Expenditures | $ 1,291,003,814 | $ 620,170,940 | $ 1,911,174,754 | $ 1,426,010,768 | $ 614,555,509 | $ 2,040,566,277 | $ 1,389,708,035 | $ 615,289,399 | $ 2,004,997,434 | $ (35,568,843) | (1.7) |
| Mandatory Transfers | 34,130,818 | | 34,130,818 | 34,299,508 | | 34,299,508 | 36,601,184 | | 36,601,184 | 2,301,676 | 6.7 |
| Non-Mandatory Transfers | (268,646) | | (268,646) | (32,615,588) | | (32,615,588) | 9,514,859 | | 9,514,859 | 42,130,447 | 129.2 |
| Total Expenditures & Transfers | $ 1,324,865,986 | $ 620,170,940 | $ 1,945,036,926 | $ 1,427,694,688 | $ 614,555,509 | $ 2,042,250,197 | $ 1,435,824,078 | $ 615,289,399 | $ 2,051,113,477 | $ 8,863,280 | 0.4 |
| **Fund Balance Addition / (Reduction)** | $ 17,461,918 | $ 2,949,312 | $ 20,411,230 | $ (51,248,455) | $ 424,535 | $ (50,823,920) | $ (3,054,672) | $ 524,535 | $ (2,530,137) | | |

# *University of Tennessee System*

## FY 2015 Proposed Budget - Natural Classifications

Unrestricted Current Funds Expenditures

| | Total System | Chattanooga | Knoxville | Martin | Space Institute | Health Science Center | Institute of Agriculture | Institute for Public Service | System Administration |
|---|---|---|---|---|---|---|---|---|---|
| **EDUCATIONAL AND GENERAL** | | | | | | | | | |
| **Salaries and Benefits** | | | | | | | | | |
| Salaries | | | | | | | | | |
| Academic | $ 327,204,213 | $ 39,567,692 | $ 151,309,138 | $ 24,101,972 | $ 2,516,256 | $ 80,983,160 | $ 28,266,077 | $ 265,287 | $ 194,631 |
| Non-Academic | 293,920,955 | 30,556,720 | 109,989,314 | 19,809,068 | 3,161,773 | 58,130,805 | 40,710,076 | 9,095,276 | 22,467,923 |
| Students | 7,708,685 | 668,958 | 4,273,931 | 1,537,500 | | 666,523 | 363,405 | 40,210 | 158,158 |
| Total Salaries | $ 628,833,853 | $ 70,793,370 | $ 265,572,383 | $ 45,448,540 | $ 5,678,029 | $ 139,780,488 | $ 69,339,558 | $ 9,400,773 | $ 22,820,712 |
| Staff Benefits | 212,528,827 | 25,188,371 | 86,162,094 | 17,665,117 | 1,769,563 | 44,532,022 | 26,651,556 | 3,220,962 | 7,339,142 |
| Total Salaries and Benefits | $ 841,362,680 | $ 95,981,741 | $ 351,734,477 | $ 63,113,657 | $ 7,447,592 | $ 184,312,510 | $ 95,991,114 | $ 12,621,735 | $ 30,159,854 |
| **Operating** | 372,318,714 | 42,722,968 | 201,378,628 | 26,308,183 | 1,733,327 | 51,110,228 | 30,388,001 | 4,093,083 | 14,584,296 |
| **Equipment and Capital Outlay** | 21,470,378 | 1,798,542 | 13,692,027 | 1,460,696 | 40,000 | 3,946,988 | 354,872 | 77,253 | 100,000 |
| Total Expenditures | $ 1,235,151,772 | $ 140,503,251 | $ 566,805,132 | $ 90,882,536 | $ 9,220,919 | $ 239,369,726 | $ 126,733,987 | $ 16,792,071 | $ 44,844,150 |
| **AUXILIAIRES** | | | | | | | | | |
| **Salaries and Benefits** | | | | | | | | | |
| Salaries | | | | | | | | | |
| Academic | $ 564,045 | $ 7,000 | $ 553,982 | $ 3,063 | | | | | |
| Non-Academic | 43,812,353 | 1,374,220 | 40,470,518 | 1,506,142 | $ 103,416 | $ 358,057 | | | |
| Students | 4,429,994 | 80,498 | 3,787,152 | 562,344 | | | | | |
| Total Salaries | $ 48,806,392 | $ 1,461,718 | $ 44,811,652 | $ 2,071,549 | $ 103,416 | $ 358,057 | | | |
| Staff Benefits | 12,451,300 | 463,620 | 11,097,788 | 680,960 | 34,000 | 174,932 | | | |
| Total Salaries and Benefits | $ 61,257,692 | $ 1,925,338 | $ 55,909,440 | $ 2,752,509 | $ 137,416 | $ 532,989 | | | |
| **Operating** | 92,514,401 | 3,665,989 | 82,976,793 | 4,837,991 | 133,275 | 900,353 | | | |
| **Equipment and Capital Outlay** | 784,170 | 9,970 | 757,500 | 16,700 | | | | | |
| Total Expenditures | $ 154,556,263 | $ 5,601,297 | $ 139,643,733 | $ 7,607,200 | $ 270,691 | $ 1,433,342 | | | |
| **TOTALS** | | | | | | | | | |
| **Salaries and Benefits** | | | | | | | | | |
| Salaries | | | | | | | | | |
| Academic | $ 327,768,258 | $ 39,574,692 | $ 151,863,120 | $ 24,105,035 | $ 2,516,256 | $ 80,983,160 | $ 28,266,077 | $ 265,287 | $ 194,631 |
| Non-Academic | 337,733,308 | 31,930,940 | 150,459,832 | 21,315,210 | 3,265,189 | 58,488,862 | 40,710,076 | 9,095,276 | 22,467,923 |
| Students | 12,138,679 | 749,456 | 8,061,083 | 2,099,844 | | 666,523 | 363,405 | 40,210 | 158,158 |
| Total Salaries | $ 677,640,245 | $ 72,255,088 | $ 310,384,035 | $ 47,520,089 | $ 5,781,445 | $ 140,138,545 | $ 69,339,558 | $ 9,400,773 | $ 22,820,712 |
| Staff Benefits | 224,980,127 | 25,651,991 | 97,259,882 | 18,346,077 | 1,803,563 | 44,706,954 | 26,651,556 | 3,220,962 | 7,339,142 |
| Total Salaries and Benefits | $ 902,620,372 | $ 97,907,079 | $ 407,643,917 | $ 65,866,166 | $ 7,585,008 | $ 184,845,499 | $ 95,991,114 | $ 12,621,735 | $ 30,159,854 |
| **Operating** | 464,833,115 | 46,388,957 | 284,355,421 | 31,146,174 | 1,866,602 | 52,010,581 | 30,388,001 | 4,093,083 | 14,584,296 |
| **Equipment and Capital Outlay** | 22,254,548 | 1,808,512 | 14,449,527 | 1,477,396 | 40,000 | 3,946,988 | 354,872 | 77,253 | 100,000 |
| Total Expenditures | $ 1,389,708,035 | $ 146,104,548 | $ 706,448,865 | $ 98,489,736 | $ 9,491,610 | $ 240,803,068 | $ 126,733,987 | $ 16,792,071 | $ 44,844,150 |

# *University of Tennessee System*

## FY 2015 Proposed Budget Summary - Natural Classifications

Unrestricted Current Funds Expenditures

| | FY 2013 ACTUAL | FY 2014 PROBABLE | FY 2015 PROPOSED | CHANGE PROBABLE TO PROPOSED AMOUNT | % |
|---|---|---|---|---|---|
| **EDUCATIONAL AND GENERAL** | | | | | |
| **Salaries and Benefits** | | | | | |
| Salaries | | | | | |
| Academic | $ 309,583,652 | $ 321,213,392 | $ 327,204,213 | $ 5,990,821 | 1.9 % |
| Non-Academic | 285,407,559 | 293,768,013 | 293,920,955 | 152,942 | 0.1 % |
| Students | 10,197,839 | 8,675,008 | 7,708,685 | (966,323) | (11.1) % |
| Total Salaries | $ 605,189,049 | $ 623,656,413 | $ 628,833,853 | $ 5,177,440 | 0.8 % |
| Staff Benefits | 202,864,792 | 209,444,080 | 212,528,827 | 3,084,747 | 1.5 % |
| Total Salaries and Benefits | $ 808,053,841 | $ 833,100,493 | $ 841,362,680 | $ 8,262,187 | 1.0 % |
| **Operating** | 302,198,952 | 416,169,127 | 372,318,714 | (43,850,413) | (10.5) % |
| **Equipment and Capital Outlay** | 32,355,704 | 30,466,073 | 21,470,378 | (8,995,695) | (29.5) % |
| Total Expenditures | $ 1,142,608,497 | $ 1,279,735,693 | $ 1,235,151,772 | $ (44,583,921) | (3.5) % |
| **AUXILIARIES** | | | | | |
| **Salaries and Benefits** | | | | | |
| Salaries | | | | | |
| Academic | $ 562,213 | $ 600,604 | $ 564,045 | $ (36,559) | (6.1) % |
| Non-Academic | 47,033,236 | 42,514,166 | 43,812,353 | 1,298,187 | 3.1 % |
| Students | 4,063,827 | 4,123,294 | 4,429,994 | 306,700 | 7.4 % |
| Total Salaries | $ 51,659,276 | $ 47,238,064 | $ 48,806,392 | $ 1,568,328 | 3.3 % |
| Staff Benefits | 12,570,919 | 12,626,980 | 12,451,300 | (175,680) | (1.4) % |
| Total Salaries and Benefits | $ 64,230,195 | $ 59,865,044 | $ 61,257,692 | $ 1,392,648 | 2.3 % |
| **Operating** | 83,973,206 | 85,707,161 | 92,514,401 | 6,807,240 | 7.9 % |
| **Equipment and Capital Outlay** | 191,917 | 702,870 | 784,170 | 81,300 | 11.6 % |
| Total Expenditures | $ 148,395,318 | $ 146,275,075 | $ 154,556,263 | $ 8,281,188 | 5.7 % |
| **TOTALS** | | | | | |
| **Salaries and Benefits** | | | | | |
| Salaries | | | | | |
| Academic | $ 310,145,865 | $ 321,813,996 | $ 327,768,258 | $ 5,954,262 | 1.9 % |
| Non-Academic | 332,440,794 | 336,282,179 | 337,733,308 | 1,451,129 | 0.4 % |
| Students | 14,261,665 | 12,798,302 | 12,138,679 | (659,623) | (5.2) % |
| Total Salaries | $ 656,848,324 | $ 670,894,477 | $ 677,640,245 | $ 6,745,768 | 1.0 % |
| Staff Benefits | 215,435,711 | 222,071,060 | 224,980,127 | 2,909,067 | 1.3 % |
| Total Salaries and Benefits | $ 872,284,036 | $ 892,965,537 | $ 902,620,372 | $ 9,654,835 | 1.1 % |
| **Operating** | 386,172,157 | 501,876,288 | 464,833,115 | (37,043,173) | (7.4) % |
| **Equipment and Capital Outlay** | 32,547,621 | 31,168,943 | 22,254,548 | (8,914,395) | (28.6) % |
| Total Expenditures | $ 1,291,003,814 | $ 1,426,010,768 | $ 1,389,708,035 | $ (36,302,733) | (2.5) % |

# *University of Tennessee System*

## FY 2015 Proposed Budget Summary

Auxiliary Enterprises Funds Revenues, Expenditures and Transfers

| | FY 2013 ACTUAL | FY 2014 PROBABLE | FY 2015 PROPOSED | CHANGE PROBABLE TO PROPOSED AMOUNT | % |
|---|---|---|---|---|---|
| **HOUSING** | | | | | |
| **Revenues** | $ 60,987,902 | $ 56,754,516 | $ 58,386,648 | $1,632,132 | 2.9% |
| **Expenditures and Transfers** | | | | | |
| Expenditures | $ 33,792,359 | $ 34,143,777 | $ 36,217,157 | $2,073,380 | 6.1% |
| Mandatory Transfers | 11,899,956 | 11,002,549 | 11,706,804 | 704,255 | 6.4% |
| Non-Mandatory Transfers | 16,042,378 | 11,657,982 | 10,512,479 | (1,145,503) | -9.8% |
| Total Expenditures and Transfers | $ 61,734,693 | $ 56,804,308 | $ 58,436,440 | $1,632,132 | 2.9% |
| **Fund Balance Addition/(Reduction)** | $ (746,790) | $ (49,792) | $ (49,792) | | |
| **FOOD SERVICE** | | | | | |
| **Revenues** | $ 5,823,515 | $ 5,546,420 | $ 6,118,562 | $ 572,142 | 10.3% |
| **Expenditures and Transfers** | | | | | |
| Expenditures | $ 2,831,942 | $ 2,331,691 | $ 3,108,040 | $ 776,349 | 33.3% |
| Mandatory Transfers | 67,958 | | | | |
| Non-Mandatory Transfers | 3,416,846 | 2,848,647 | 2,937,888 | 89,241 | 3.1% |
| Total Expenditures and Transfers | $ 6,316,746 | $ 5,180,338 | $ 6,045,928 | $ 865,590 | 16.7% |
| **Fund Balance Addition/(Reduction)** | $ (493,231) | $ 366,082 | $ 72,634 | | |
| **BOOKSTORES** | | | | | |
| **Revenues** | $ 20,457,482 | $ 18,999,368 | $ 20,341,110 | $1,341,742 | 7.1% |
| **Expenditures and Transfers** | | | | | |
| Expenditures | $ 18,401,037 | $ 17,607,280 | $ 18,133,005 | $ 525,725 | 3.0% |
| Mandatory Transfers | 0 | 109,418 | 109,418 | | |
| Non-Mandatory Transfers | 1,931,801 | 1,032,596 | 2,123,086 | 1,090,490 | 105.6% |
| Total Expenditures and Transfers | $ 20,332,838 | $ 18,749,294 | $ 20,365,509 | $1,616,215 | 8.6% |
| **Fund Balance Addition/(Reduction)** | $ 124,644 | $ 250,074 | $ (24,399) | | |
| **PARKING** | | | | | |
| **Revenues** | $ 11,735,275 | $ 13,027,583 | $ 13,146,668 | $ 119,085 | 0.9% |
| **Expenditures and Transfers** | | | | | |
| Expenditures | $ 6,867,055 | $ 7,715,169 | $ 8,287,653 | $ 572,484 | 7.4% |
| Mandatory Transfers | 2,915,564 | 3,218,544 | 3,217,227 | (1,317) | 0.0% |
| Non-Mandatory Transfers | 1,994,508 | 2,080,310 | 1,628,228 | (452,082) | -21.7% |
| Total Expenditures and Transfers | $ 11,777,127 | $ 13,014,023 | $ 13,133,108 | $ 119,085 | 0.9% |
| **Fund Balance Addition/(Reduction)** | $ (41,852) | $ 13,560 | $ 13,560 | | |
| **ATHLETICS** | | | | | |
| **Revenues** | $ 93,594,169 | $ 95,077,500 | $ 100,675,000 | $5,597,500 | 5.9% |
| **Expenditures and Transfers** | | | | | |
| Expenditures | $ 81,321,971 | $ 80,508,500 | $ 85,048,023 | $4,539,523 | 5.6% |
| Mandatory Transfers | 12,974,047 | 12,700,000 | 14,625,000 | 1,925,000 | 15.2% |
| Non-Mandatory Transfers | (1,532,979) | 1,869,000 | 1,001,977 | (867,023) | -46.4% |
| Total Expenditures and Transfers | $ 92,763,039 | $ 95,077,500 | $ 100,675,000 | $5,597,500 | 5.6% |
| **Fund Balance Addition/(Reduction)** | $ 831,130 | | | | |
| **OTHER** | | | | | |
| **Revenues** | $ 6,572,780 | $ 3,827,745 | $ 3,795,448 | $ (32,297) | -0.8% |
| **Expenditures and Transfers** | | | | | |
| Expenditures | $ 5,180,954 | $ 3,968,658 | $ 3,762,385 | $ (206,273) | -5.2% |
| Mandatory Transfers | 0 | | 0 | | |
| Non-Mandatory Transfers | (4,598,054) | 439,011 | 45,066 | (393,945) | -89.7% |
| Total Expenditures and Transfers | $ 582,900 | $ 4,407,669 | $ 3,807,451 | $ (600,218) | -13.6% |
| **Fund Balance Addition/(Reduction)** | $ 5,989,880 | $ (579,924) | $ (12,003) | | |
| **TOTAL** | | | | | |
| **Revenues** | $ 199,171,124 | $ 193,233,132 | $ 202,463,436 | $9,230,304 | 4.8% |
| **Expenditures and Transfers** | | | | | |
| Expenditures | $ 148,395,319 | $ 146,275,075 | $ 154,556,263 | $8,281,188 | 5.7% |
| Mandatory Transfers | 27,857,525 | 27,030,511 | 29,658,449 | 2,627,938 | 9.7% |
| Non-Mandatory Transfers | 17,254,500 | 19,927,546 | 18,248,724 | (1,678,822) | -8.4% |
| Total Expenditures and Transfers | $ 193,507,344 | $ 193,233,132 | $ 202,463,436 | $9,230,304 | 4.8% |
| **Fund Balance Addition/(Reduction)** | $ 5,663,780 | | | | |

Schedule 13

# *University of Tennessee System*

## Athletics Five Year Budget Summary Comparison

E&G and Auxiliary Funds for Men's and Women's Athletics

| | FY 2011 ACTUAL | FY 2012 ACTUAL | FY 2013 ACTUAL | FY 2014 PROBABLE | FY 2015 PROPOSED | CHANGE FY 2011 to FY 2015 AMOUNT | % |
|---|---|---|---|---|---|---|---|
| **KNOXVILLE** | | | | | | | |
| **Revenues** | | | | | | | |
| General Funds | | | | | | | |
| Student Fees for Athletics | $ 1,000,000 | $ 1,000,000 | $ 1,000,000 | $ 1,000,000 | $ 1,000,000 | | |
| Ticket Sales | 34,799,207 | 33,156,097 | 32,291,776 | 31,394,000 | 31,182,000 | $ (3,617,207) | -10.4% |
| Gifts | 26,554,657 | 25,038,370 | 24,189,845 | 24,500,000 | 24,500,000 | (2,054,657) | -7.7% |
| Other | 40,141,340 | 42,693,539 | 52,443,730 | 43,286,500 | 44,915,500 | 4,774,160 | 11.9% |
| Total Revenues | $ 102,495,204 | $ 101,888,006 | $ 109,925,350 | $ 100,180,500 | $ 101,597,500 | $ (897,704) | -0.9% |
| **Expenditures and Transfers** | | | | | | | |
| Salaries and Benefits | $ 38,361,583 | $ 37,285,629 | $ 37,284,852 | $ 37,206,190 | $ 37,311,320 | $ (1,050,263) | -2.7% |
| Travel | 6,835,168 | 6,617,308 | 5,787,589 | 5,332,500 | 5,380,800 | (1,454,368) | -21.3% |
| Student Aid | 8,873,639 | 9,529,062 | 10,338,711 | 11,038,500 | 11,314,854 | 2,441,215 | 27.5% |
| Other Operating | 28,958,686 | 33,801,080 | 39,913,529 | 30,278,310 | 30,555,526 | 1,596,840 | 5.5% |
| Subtotal Expenditures | $ 83,029,076 | $ 87,233,079 | $ 93,324,680 | $ 83,855,500 | $ 84,562,500 | $ 1,533,424 | 1.8% |
| Debt Service Transfers | 10,142,066 | 10,523,880 | 11,772,046 | 12,525,000 | 13,500,000 | 3,357,934 | 33.1% |
| Other Transfers | 9,309,616 | 8,112,322 | 4,803,035 | 3,800,000 | 3,535,000 | (5,774,616) | -62.0% |
| Total Expenditures and Transfers | $ 102,480,758 | $ 105,869,281 | $ 109,899,762 | $ 100,180,500 | $ 101,597,500 | $ (883,258) | -0.9% |
| **Fund Balance Addition / (Reduction)** | $ 14,446 | $ (3,981,275) | $ 25,589 | $ - | $ - | | |
| **CHATTANOOGA** | | | | | | | |
| **Revenues** | | | | | | | |
| General Funds | $ 5,034,581 | $ 5,072,219 | $ 5,636,090 | $ 5,591,581 | $ 5,702,590 | $ 668,009 | 13.3% |
| Student Fees for Athletics | 3,070,180 | 4,127,744 | 5,180,579 | 5,170,817 | 4,991,503 | 1,921,323 | 62.6% |
| Ticket Sales | 637,888 | 712,167 | 709,642 | 1,323,000 | 1,765,000 | 1,127,112 | 176.7% |
| Gifts | 1,285,002 | 1,305,324 | 1,096,841 | 1,430,000 | 1,430,000 | 144,998 | 11.3% |
| Other | 1,747,848 | 1,758,309 | 1,576,653 | 990,200 | 948,700 | (799,148) | -45.7% |
| Total Revenues | $ 11,775,499 | $ 12,975,763 | $ 14,199,805 | $ 14,505,598 | $ 14,837,793 | $ 3,062,294 | 26.0% |
| **Expenditures and Transfers** | | | | | | | |
| Salaries and Benefits | $ 4,726,977 | $ 5,130,281 | $ 5,587,489 | $ 5,312,298 | $ 5,404,914 | $ 677,937 | 14.3% |
| Travel | 833,639 | 1,003,626 | 1,089,801 | 1,012,001 | 1,037,001 | 203,362 | 24.4% |
| Student Aid | 3,287,149 | 3,895,434 | 4,291,836 | 5,271,521 | 5,569,552 | 2,282,403 | 69.4% |
| Other Operating | 2,460,702 | 2,554,483 | 2,996,823 | 2,739,779 | 2,656,327 | 195,625 | 7.9% |
| Subtotal Expenditures | $ 11,308,467 | $ 12,583,824 | $ 13,965,949 | $ 14,335,598 | $ 14,667,793 | $ 3,359,326 | 29.7% |
| Debt Service Transfers | 168,680 | 169,610 | 165,136 | 170,000 | 170,000 | $ 1,320 | 0.8% |
| Other Transfers | | | | | | | |
| Total Expenditures and Transfers | $ 11,477,147 | $ 12,753,434 | $ 14,131,085 | $ 14,505,598 | $ 14,837,793 | $ 3,360,646 | 29.3% |
| **Fund Balance Addition / (Reduction)** | $ 298,352 | $ 222,329 | $ 68,720 | $ - | $ - | | |
| **MARTIN** | | | | | | | |
| **Revenues** | | | | | | | |
| General Funds | $ 4,431,339 | $ 4,959,761 | $ 5,173,844 | $ 5,077,754 | $ 5,824,617 | $ 1,393,278 | 31.4% |
| Student Fees for Athletics | 2,081,875 | 2,011,149 | 1,981,413 | 1,955,000 | 1,955,000 | $ (126,875) | -6.1% |
| Ticket Sales | 107,596 | 136,237 | 123,245 | 132,066 | 150,000 | $ 42,404 | 39.4% |
| Gifts | 669,728 | 474,787 | 512,187 | 680,500 | 680,500 | $ 10,772 | 1.6% |
| Other | 1,384,606 | 1,357,216 | 1,604,348 | 1,789,080 | 1,365,644 | $ (18,962) | -1.4% |
| Total Revenues | $ 8,675,144 | $ 8,939,150 | $ 9,395,037 | $ 9,634,400 | $ 9,975,761 | $ 1,300,617 | 15.0% |
| **Expenditures and Transfers** | | | | | | | |
| Salaries and Benefits | $ 2,812,169 | $ 3,060,136 | $ 3,210,920 | $ 3,350,407 | $ 3,505,015 | $ 692,846 | 24.6% |
| Travel | 757,178 | 735,058 | 781,674 | 860,522 | 631,754 | (125,424) | -16.6% |
| Student Aid | 3,431,486 | 3,724,320 | 3,860,770 | 3,849,209 | 4,065,806 | 634,320 | 18.5% |
| Other Operating | 1,567,162 | 1,643,789 | 1,450,467 | 1,349,262 | 1,548,186 | (18,976) | -1.2% |
| Subtotal Expenditures | $ 8,567,995 | $ 9,163,303 | $ 9,303,830 | $ 9,409,400 | $ 9,750,761 | $ 1,182,766 | 13.8% |
| Debt Service Transfers | 24,203 | 72,489 | 160,137 | 225,000 | 225,000 | 200,797 | 829.6% |
| Other Transfers | | | | | | | |
| Total Expenditures and Transfers | $ 8,592,198 | $ 9,235,792 | $ 9,463,967 | $ 9,634,400 | $ 9,975,761 | $ 1,383,563 | 16.1% |
| **Fund Balance Addition / (Reduction)** | $ 82,946 | $ (296,642) | $ (68,930) | $ - | $ - | | |
| **TOTAL ATHLETICS** | | | | | | | |
| **Revenues** | | | | | | | |
| General Funds | $ 9,465,920 | $ 10,031,980 | $ 10,809,934 | $ 10,669,335 | $ 11,527,207 | $ 2,061,287 | 21.8% |
| Student Fees for Athletics | 6,152,055 | 7,138,893 | 8,161,992 | 8,125,817 | 7,946,503 | 1,794,448 | 29.2% |
| Ticket Sales | 35,544,691 | 34,004,501 | 33,124,663 | 32,849,066 | 33,097,000 | (2,447,691) | -6.9% |
| Gifts | 28,509,387 | 26,818,481 | 25,798,873 | 26,610,500 | 26,610,500 | (1,898,887) | -6.7% |
| Other | 43,273,794 | 45,809,064 | 55,624,731 | 46,065,780 | 47,229,844 | 3,956,050 | 9.1% |
| Total Revenues | $ 122,945,847 | $ 123,802,919 | $ 133,520,192 | $ 124,320,498 | $ 126,411,054 | $ 3,465,207 | 2.8% |
| **Expenditures and Transfers** | | | | | | | |
| Salaries and Benefits | $ 45,900,729 | $ 45,476,046 | $ 46,083,261 | $ 45,868,895 | $ 46,221,249 | $ 320,520 | 0.7% |
| Travel | 8,425,985 | 8,355,992 | 7,659,063 | 7,205,023 | 7,049,555 | (1,376,430) | -16.3% |
| Student Aid | 15,592,274 | 17,148,816 | 18,491,316 | 20,159,230 | 20,950,212 | 5,357,938 | 34.4% |
| Other Operating | 32,986,550 | 37,999,352 | 44,360,819 | 34,367,351 | 34,760,039 | 1,773,489 | 5.4% |
| Subtotal Expenditures | $ 102,905,538 | $ 108,980,206 | $ 116,594,460 | $ 107,600,498 | $ 108,981,054 | $ 6,075,516 | 5.9% |
| Debt Service Transfers | 10,334,949 | 10,765,979 | 12,097,319 | 12,920,000 | 13,895,000 | 3,560,051 | 34.4% |
| Other Transfers | 9,309,616 | 8,112,322 | 4,803,035 | 3,800,000 | 3,535,000 | (5,774,616) | -62.0% |
| Total Expenditures and Transfers | $ 122,550,103 | $ 127,858,507 | $ 133,494,814 | $ 124,320,498 | $ 126,411,054 | $ 3,860,951 | 3.2% |
| **Fund Balance Addition / (Reduction)** | $ 395,744 | $ (4,055,588) | $ 25,379 | $ - | $ - | | |

NOTES: Data includes unrestricted and restricted funds. Other revenue sources include NCAA conference income, tournament income, program sales, concessions, parking, broadcasting, television, radio, internet, endowments, investments, royalties, advertisements, sponsorships, game guarantees, licensing fees, and sports camps.

# *University of Tennessee System*

## FY 2015 Proposed Budget Summary

**Unrestricted Current Funds Revenues, Expenditures, and Transfers**

| | FY 2013 ACTUALS | FY 2014 PROBABLE | FY 2015 PROPOSED | CHANGE PROBABLE TO PROPOSED AMOUNT | CHANGE PROBABLE TO PROPOSED % |
|---|---|---|---|---|---|
| **EDUCATIONAL AND GENERAL** | | | | | |
| **Revenues** | | | | | |
| Tuition & Fees | $ 533,809,389 | $ 569,218,807 | $ 607,115,225 | $ 37,896,418 | 6.7 % |
| State Appropriations | 431,850,267 | 466,722,423 | 474,164,712 | 7,442,289 | 1.6 % |
| Grants & Contracts | 49,542,582 | 41,885,523 | 44,190,219 | 2,304,696 | 5.5 % |
| Sales & Service | 57,856,330 | 52,424,726 | 52,458,151 | 33,425 | 0.1 % |
| Other Sources | 70,098,212 | 52,961,622 | 52,377,663 | (583,959) | -1.1 % |
| Total Revenues | $ 1,143,156,780 | $ 1,183,213,101 | $ 1,230,305,970 | $ 47,092,869 | 4.0 % |
| **Expenditures and Transfers** | | | | | |
| Instruction | $ 455,174,572 | $ 524,772,289 | $ 531,510,941 | $ 6,738,652 | 1.3 % |
| Research | 86,634,810 | 101,368,391 | 70,683,096 | (30,685,295) | -30.3 % |
| Public Service | 70,315,078 | 77,620,795 | 71,415,142 | (6,205,653) | -8.0 % |
| Academic Support | 130,694,151 | 145,142,925 | 132,809,206 | (12,333,719) | -8.5 % |
| Student Services | 84,118,134 | 77,446,461 | 77,859,611 | 413,150 | 0.5 % |
| Institutional Support | 122,698,075 | 145,138,968 | 132,567,485 | (12,571,483) | -8.7 % |
| Op/Maint Physical Plant | 118,493,896 | 130,080,788 | 130,334,008 | 253,220 | 0.2 % |
| Scholarships & Fellowships | 74,479,780 | 78,165,076 | 87,972,283 | 9,807,207 | 12.5 % |
| Sub-total Expenditures | $ 1,142,608,497 | $ 1,279,735,693 | $ 1,235,151,772 | $ (44,583,921) | (3.5) % |
| Mandatory Transfers | 6,273,292 | 7,268,997 | 6,942,735 | (326,262) | -4.5 % |
| Non Mandatory Transfers | (17,523,145) | (52,543,134) | (8,733,865) | 43,809,269 | 83.4 % |
| Total Expenditures & Transfers | $ 1,131,358,644 | $ 1,234,461,556 | $ 1,233,360,642 | $ (1,100,914) | -0.1 % |
| **Fund Balance Addition/(Reduction)** | $ 11,798,136 | $ (51,248,455) | $ (3,054,672) | | |
| **AUXILIARIES** | | | | | |
| **Revenues** | $ 199,171,124 | $ 193,233,132 | $ 202,463,436 | $ 9,230,304 | 4.8 % |
| **Expenditures and Transfers** | | | | | |
| Expenditures | 148,395,318 | 146,275,075 | 154,556,263 | 8,281,188 | 5.7 % |
| Mandatory Transfers | 27,857,526 | 27,030,511 | 29,658,449 | 2,627,938 | 9.7 % |
| Non-Mandatory Transfers | 17,254,499 | 19,927,546 | 18,248,724 | (1,678,822) | -8.4 % |
| Total Expenditures & Transfers | $ 193,507,343 | $ 193,233,132 | $ 202,463,436 | $ 9,230,304 | 4.8 % |
| **Fund Balance Addition/(Reduction)** | $ 5,663,782 | $ - | $ - | | |
| **TOTALS** | | | | | |
| **Revenues** | $ 1,342,327,905 | $ 1,376,446,233 | $ 1,432,769,406 | $ 56,323,173 | 4.1 % |
| **Expenditures and Transfers** | | | | | |
| Expenditures | $ 1,291,003,814 | $ 1,426,010,768 | $ 1,389,708,035 | $ (36,302,733) | -2.5 % |
| Mandatory Transfers | 34,130,818 | 34,299,508 | 36,601,184 | 2,301,676 | 6.7 % |
| Non-Mandatory Transfers | (268,646) | (32,615,588) | 9,514,859 | 42,130,447 | 129.2 % |
| Total Expenditures & Transfers | $ 1,324,865,986 | $ 1,427,694,688 | $ 1,435,824,078 | $ 8,129,390 | 0.6 % |
| **Fund Balance Addition/(Reduction)** | $ 17,461,918 | $ (51,248,455) | $ (3,054,672) | | |

# *Chattanooga*

## FY 2015 Proposed Budget Summary

**Unrestricted Current Funds Revenues, Expenditures, and Transfers**

| | FY 2013 ACTUAL | FY 2014 PROBABLE | FY 2015 PROPOSED | CHANGE PROBABLE TO PROPOSED AMOUNT | % |
|---|---|---|---|---|---|
| **EDUCATIONAL AND GENERAL** | | | | | |
| **Revenues** | | | | | |
| Tuition & Fees | $ 86,525,109 | $ 92,199,803 | $ 98,598,645 | $ 6,398,842 | 6.9 % |
| State Appropriations | 35,523,864 | 37,449,681 | 38,443,181 | 993,500 | 2.7 % |
| Grants & Contracts | 891,905 | 806,404 | 453,856 | (352,548) | (43.7) % |
| Sales & Service | 4,698,919 | 4,390,172 | 4,787,672 | 397,500 | 9.1 % |
| Other Sources | 334,235 | 237,427 | 237,200 | (227) | (0.1) % |
| Total Revenues | $ 127,974,032 | $ 135,083,487 | $ 142,520,554 | $ 7,437,067 | 5.5 % |
| **Expenditures and Transfers** | | | | | |
| Instruction | $ 55,186,168 | $ 61,557,226 | $ 62,041,250 | $ 484,024 | 0.8 % |
| Research | 3,498,130 | 2,903,845 | 1,890,428 | (1,013,417) | (34.9) % |
| Public Service | 2,331,469 | 2,445,813 | 2,310,559 | (135,254) | (5.5) % |
| Academic Support | 10,136,131 | 11,409,678 | 9,817,880 | (1,591,798) | (14.0) % |
| Student Services | 22,960,974 | 21,201,554 | 22,053,970 | 852,416 | 4.0 % |
| Institutional Support | 9,668,887 | 11,562,230 | 11,070,543 | (491,687) | (4.3) % |
| Op/Maint Physical Plant | 14,046,694 | 16,810,944 | 18,996,112 | 2,185,168 | 13.0 % |
| Scholarships & Fellowships | 10,019,162 | 10,756,349 | 12,322,509 | 1,566,160 | 14.6 % |
| Sub-total Expenditures | $ 127,847,614 | $ 138,647,639 | $ 140,503,251 | $ 1,855,612 | 1.3 % |
| Mandatory Transfers | 686,465 | 694,165 | 774,165 | 80,000 | 11.5 % |
| Non Mandatory Transfers | (510,107) | (4,324,897) | 1,176,558 | 5,501,455 | 127.2 % |
| Total Expenditures & Transfers | $ 128,023,972 | $ 135,016,907 | $ 142,453,974 | $ 7,437,067 | 5.5 % |
| **Fund Balance Addition/(Reduction)** | $ (49,940) | $ 66,580 | $ 66,580 | | |
| **AUXILIARIES** | | | | | |
| **Revenues** | $ 12,457,401 | $ 8,451,931 | $ 9,404,266 | $ 952,335 | 11.3 % |
| **Expenditures and Transfers** | | | | | |
| Expenditures | 8,260,043 | 4,648,962 | 5,601,297 | 952,335 | 20.5 % |
| Mandatory Transfers | 1,393,599 | 1,948,402 | 1,948,402 | | |
| Non-Mandatory Transfers | 2,739,968 | 1,854,567 | 1,854,567 | | |
| Total Expenditures & Transfers | $ 12,393,610 | $ 8,451,931 | $ 9,404,266 | $ 952,335 | 11.3 % |
| **Fund Balance Addition/(Reduction)** | $ 63,791 | $ - | $ - | | |
| **TOTALS** | | | | | |
| **Revenues** | $ 140,431,432 | $ 143,535,418 | $ 151,924,820 | $ 8,389,402 | 5.8 % |
| **Expenditures and Transfers** | | | | | |
| Expenditures | $ 136,107,657 | $ 143,296,601 | $ 146,104,548 | $ 2,807,947 | 2.0 % |
| Mandatory Transfers | 2,080,064 | 2,642,567 | 2,722,567 | 80,000 | 3.0 % |
| Non-Mandatory Transfers | 2,229,861 | (2,470,330) | 3,031,125 | 5,501,455 | 222.7 % |
| Total Expenditures & Transfers | $ 140,417,582 | $ 143,468,838 | $ 151,858,240 | $ 8,389,402 | 5.8 % |
| **Fund Balance Addition/(Reduction)** | $ 13,850 | $ 66,580 | $ 66,580 | | |

# *Knoxville*

## FY 2015 Proposed Budget Summary

**Unrestricted Current Funds Revenues, Expenditures, and Transfers**

| | FY 2013 ACTUAL | FY 2014 PROBABLE | FY 2015 PROPOSED | CHANGE PROBABLE TO PROPOSED AMOUNT | % |
|---|---|---|---|---|---|
| **EDUCATIONAL AND GENERAL** | | | | | |
| **Revenues** | | | | | |
| Tuition & Fees | $ 305,640,162 | $ 332,875,826 | $ 356,682,954 | $ 23,807,128 | 7.2 % |
| State Appropriations | 156,439,550 | 177,486,343 | 182,161,643 | 4,675,300 | 2.6 % |
| Grants & Contracts | 29,036,239 | 20,560,000 | 22,560,000 | 2,000,000 | 9.7 % |
| Sales & Service | 9,587,584 | 4,490,731 | 4,573,307 | 82,576 | 1.8 % |
| Other Sources | 12,947,014 | 10,092,965 | 10,207,244 | 114,279 | 1.1 % |
| Total Revenues | $ 513,650,550 | $ 545,505,865 | $ 576,185,148 | $ 30,679,283 | 5.6 % |
| **Expenditures and Transfers** | | | | | |
| Instruction | $ 218,498,737 | $ 250,732,741 | $ 260,510,955 | $ 9,778,214 | 3.9 % |
| Research | 35,594,360 | 38,893,779 | 21,688,036 | (17,205,743) | (44.2) % |
| Public Service | 13,677,751 | 10,999,725 | 10,087,503 | (912,222) | (8.3) % |
| Academic Support | 61,399,810 | 64,698,462 | 66,094,541 | 1,396,079 | 2.2 % |
| Student Services | 45,269,568 | 39,396,949 | 39,259,236 | (137,713) | (0.3) % |
| Institutional Support | 37,038,944 | 41,850,163 | 42,547,834 | 697,671 | 1.7 % |
| Op/Maint Physical Plant | 59,694,101 | 68,601,672 | 68,584,759 | (16,913) | - % |
| Scholarships & Fellowships | 48,114,597 | 50,122,431 | 58,032,268 | 7,909,837 | 15.8 % |
| Sub-total Expenditures | $ 519,287,869 | $ 565,295,922 | $ 566,805,132 | $ 1,509,210 | 0.3 % |
| Mandatory Transfers | 2,165,669 | 1,701,536 | 1,641,251 | (60,285) | (3.5) % |
| Non Mandatory Transfers | (5,337,091) | (21,491,593) | 7,738,765 | 29,230,358 | 136.0 % |
| Total Expenditures & Transfers | $ 516,116,447 | $ 545,505,865 | $ 576,185,148 | $ 30,679,283 | 5.6 % |
| **Fund Balance Addition/(Reduction)** | $ (2,465,897) | $ - | $ - | | |
| **AUXILIARIES** | | | | | |
| **Revenues** | $ 173,429,399 | $ 171,291,952 | $ 179,640,457 | $ 8,348,505 | 4.9 % |
| **Expenditures and Transfers** | | | | | |
| Expenditures | 130,374,337 | 132,197,162 | 139,643,733 | 7,446,571 | 5.6 % |
| Mandatory Transfers | 23,308,614 | 21,537,220 | 24,164,986 | 2,627,766 | 12.2 % |
| Non-Mandatory Transfers | 13,991,355 | 17,557,570 | 15,831,738 | (1,725,832) | (9.8) % |
| Total Expenditures & Transfers | $ 167,674,306 | $ 171,291,952 | $ 179,640,457 | $ 8,348,505 | 4.9 % |
| **Fund Balance Addition/(Reduction)** | $ 5,755,093 | $ - | $ - | | |
| **TOTALS** | | | | | |
| **Revenues** | $ 687,079,949 | $ 716,797,817 | $ 755,825,605 | $ 39,027,788 | 5.4 % |
| **Expenditures and Transfers** | | | | | |
| Expenditures | $ 649,662,206 | $ 697,493,084 | $ 706,448,865 | $ 8,955,781 | 1.3 % |
| Mandatory Transfers | 25,474,283 | 23,238,756 | 25,806,237 | 2,567,481 | 11.0 % |
| Non-Mandatory Transfers | 8,654,264 | (3,934,023) | 23,570,503 | 27,504,526 | 699.1 % |
| Total Expenditures & Transfers | $ 683,790,753 | $ 716,797,817 | $ 755,825,605 | $ 39,027,788 | 5.4 % |
| **Fund Balance Addition/(Reduction)** | $ 3,289,196 | $ - | $ - | | |

# *Martin*

## FY 2015 Proposed Budget Summary

**Unrestricted Current Funds Revenues, Expenditures, and Transfers**

| | FY 2013 ACTUAL | FY 2014 PROBABLE | FY 2015 PROPOSED | CHANGE PROBABLE TO PROPOSED AMOUNT | % |
|---|---|---|---|---|---|
| **EDUCATIONAL AND GENERAL** | | | | | |
| **Revenues** | | | | | |
| Tuition & Fees | $ 56,196,472 | $ 57,468,805 | $ 61,160,563 | $ 3,691,758 | 6.4 % |
| State Appropriations | 26,186,217 | 26,337,767 | 27,013,167 | 675,400 | 2.6 % |
| Grants & Contracts | 76,902 | 310,500 | 310,500 | | |
| Sales & Service | 3,392,805 | 3,533,684 | 3,153,555 | (380,129) | (10.8) % |
| Other Sources | 723,513 | 656,800 | 656,800 | | |
| Total Revenues | $ 86,575,908 | $ 88,307,556 | $ 92,294,585 | $ 3,987,029 | 4.5 % |
| **Expenditures and Transfers** | | | | | |
| Instruction | $ 38,745,983 | $ 40,762,429 | $ 42,235,809 | $ 1,473,380 | 3.6 % |
| Research | 380,704 | 463,264 | 297,077 | (166,187) | (35.9) % |
| Public Service | 599,720 | 609,274 | 560,112 | (49,162) | (8.1) % |
| Academic Support | 10,787,500 | 11,015,385 | 11,300,921 | 285,536 | 2.6 % |
| Student Services | 10,561,948 | 10,791,297 | 10,817,887 | 26,590 | 0.2 % |
| Institutional Support | 4,925,375 | 5,923,999 | 5,960,631 | 36,632 | 0.6 % |
| Op/Maint Physical Plant | 10,941,993 | 11,570,865 | 11,298,387 | (272,478) | (2.4) % |
| Scholarships & Fellowships | 7,580,315 | 8,059,153 | 8,411,712 | 352,559 | 4.4 % |
| Sub-total Expenditures | $ 84,523,537 | $ 89,195,666 | $ 90,882,536 | $ 1,686,870 | 1.9 % |
| Mandatory Transfers | 666,114 | 714,700 | 714,700 | - | - |
| Non Mandatory Transfers | 2,117,168 | (1,602,810) | 697,349 | 2,300,159 | 143.5 % |
| Total Expenditures & Transfers | $ 87,306,819 | $ 88,307,556 | $ 92,294,585 | $ 3,987,029 | 4.5 % |
| **Fund Balance Addition/(Reduction)** | $ (730,911) | $ - | $ - | | |
| **AUXILIARIES** | | | | | |
| **Revenues** | $ 10,830,742 | $ 11,436,671 | $ 11,449,771 | $ 13,100 | 0.1 % |
| **Expenditures and Transfers** | | | | | |
| Expenditures | 6,793,824 | 7,684,000 | 7,607,200 | (76,800) | (1.0) % |
| Mandatory Transfers | 2,935,777 | 3,180,152 | 3,180,152 | - | - |
| Non-Mandatory Transfers | 1,246,199 | 572,519 | 662,419 | 89,900 | 15.7 % |
| Total Expenditures & Transfers | $ 10,975,800 | $ 11,436,671 | $ 11,449,771 | $ 13,100 | 0.1 % |
| **Fund Balance Addition/(Reduction)** | $ (145,058) | $ - | $ - | | |
| **TOTALS** | | | | | |
| **Revenues** | $ 97,406,650 | $ 99,744,227 | $ 103,744,356 | $ 4,000,129 | 4.0 % |
| **Expenditures and Transfers** | | | | | |
| Expenditures | $ 91,317,361 | $ 96,879,666 | $ 98,489,736 | $ 1,610,070 | 1.7 % |
| Mandatory Transfers | 3,601,891 | 3,894,852 | 3,894,852 | | |
| Non-Mandatory Transfers | 3,363,367 | (1,030,291) | 1,359,768 | 2,390,059 | 232.0 % |
| Total Expenditures & Transfers | $ 98,282,619 | $ 99,744,227 | $ 103,744,356 | $ 4,000,129 | 4.0 % |
| **Fund Balance Addition/(Reduction)** | $ (875,968) | $ - | $ - | | |

Schedule 15 - UTM

# *Space Institute*

## FY 2015 Proposed Budget Summary

**Unrestricted Current Funds Revenues, Expenditures, and Transfers**

| | FY 2013 ACTUAL | FY 2014 PROBABLE | FY 2015 PROPOSED | CHANGE PROBABLE TO PROPOSED AMOUNT | % |
|---|---|---|---|---|---|
| **EDUCATIONAL AND GENERAL** | | | | | |
| **Revenues** | | | | | |
| Tuition & Fees | $ 1,354,039 | $ 1,266,750 | $ 1,340,255 | $ 73,505 | 5.8 % |
| State Appropriations | 7,700,101 | 7,995,512 | 8,011,212 | $ 15,700 | 0.2 % |
| Grants & Contracts | 432,524 | 461,000 | 204,816 | (256,184) | (55.6) % |
| Sales & Service | 248,855 | 100,000 | | (100,000) | (100.0) % |
| Other Sources | 15,064 | 17,000 | 14,922 | (2,078) | (12.2) % |
| Total Revenues | $ 9,750,584 | $ 9,840,262 | $ 9,571,205 | $ (269,057) | (2.7) % |
| **Expenditures and Transfers** | | | | | |
| Instruction | $ 4,348,223 | $ 3,477,836 | $ 4,280,675 | $ 802,839 | 23.1 % |
| Research | 1,229,780 | 1,975,884 | 961,548 | (1,014,336) | (51.3) % |
| Public Service | | | | | |
| Academic Support | 309,950 | 322,395 | 317,852 | (4,543) | (1.4) % |
| Student Services | 35,684 | 36,266 | 33,375 | (2,891) | (8.0) % |
| Institutional Support | 1,490,197 | 1,448,986 | 1,429,929 | (19,057) | (1.3) % |
| Op/Maint Physical Plant | 2,029,949 | 2,006,693 | 1,912,428 | (94,265) | (4.7) % |
| Scholarships & Fellowships | 345,476 | 280,944 | 285,112 | 4,168 | 1.5 % |
| Sub-total Expenditures | $ 9,789,257 | $ 9,549,004 | $ 9,220,919 | $ (328,085) | (3.4) % |
| Mandatory Transfers | | | | | |
| Non Mandatory Transfers | (34,214) | 291,258 | 350,286 | 59,028 | 20.3 % |
| Total Expenditures & Transfers | $ 9,755,043 | $ 9,840,262 | $ 9,571,205 | $ (269,057) | (2.7) % |
| **Fund Balance Addition/(Reduction)** | $ (4,459) | $ - | $ - | | |
| **AUXILIARIES** | | | | | |
| **Revenues** | $ 206,244 | $ 197,000 | $ 170,691 | $ (26,309) | (13.4) % |
| **Expenditures and Transfers** | | | | | |
| Expenditures | 439,083 | 254,110 | 270,691 | 16,581 | 6.5 % |
| Mandatory Transfers | | | | | |
| Non-Mandatory Transfers | (222,924) | (57,110) | (100,000) | (42,890) | (75.1) % |
| Total Expenditures & Transfers | $ 216,159 | $ 197,000 | $ 170,691 | $ (26,309) | (13.4) % |
| **Fund Balance Addition/(Reduction)** | $ (9,915) | $ - | $ - | | |
| **TOTALS** | | | | | |
| **Revenues** | $ 9,956,828 | $ 10,037,262 | $ 9,741,896 | $ (295,366) | (2.9) % |
| **Expenditures and Transfers** | | | | | |
| Expenditures | $ 10,228,340 | $ 9,803,114 | $ 9,491,610 | $ (311,504) | (3.2) % |
| Mandatory Transfers | | | | | |
| Non-Mandatory Transfers | (257,138) | 234,148 | 250,286 | 16,138 | 6.9 % |
| Total Expenditures & Transfers | $ 9,971,202 | $ 10,037,262 | $ 9,741,896 | $ (295,366) | (2.9) % |
| **Fund Balance Addition/(Reduction)** | $ (14,374) | $ - | $ - | | |

# *Health Science Center Total*

## FY 2015 Proposed Budget Summary

**Unrestricted Current Funds Revenues, Expenditures, and Transfers**

| | FY 2013 ACTUAL | FY 2014 PROBABLE | FY 2015 PROPOSED | CHANGE PROBABLE TO PROPOSED AMOUNT | % |
|---|---|---|---|---|---|
| **EDUCATIONAL AND GENERAL** | | | | | |
| **Revenues** | | | | | |
| Tuition & Fees | $ 72,145,924 | $ 74,174,764 | $ 77,570,466 | $ 3,395,702 | 4.6 % |
| State Appropriations | 122,200,499 | 129,468,051 | 130,066,040 | 597,989 | 0.5 % |
| Grants & Contracts | 13,954,817 | 15,191,604 | 16,256,491 | 1,064,887 | 7.0 % |
| Sales & Service | 19,788,611 | 19,471,206 | 19,595,582 | 124,376 | 0.6 % |
| Other Sources | 19,823,751 | 3,780,849 | 2,566,466 | (1,214,383) | (32.1) % |
| Total Revenues | $ 247,913,602 | $ 242,086,474 | $ 246,055,045 | $ 3,968,571 | 1.6 % |
| **Expenditures and Transfers** | | | | | |
| Instruction | $ 112,653,589 | $ 137,880,983 | $ 129,966,189 | $ (7,914,794) | (5.7) % |
| Research | 7,053,638 | 12,050,764 | 8,034,970 | (4,015,794) | (33.3) % |
| Public Service | 29,264 | 44,872 | 40,321 | (4,551) | (10.1) % |
| Academic Support | 39,196,623 | 49,241,313 | 37,580,817 | (11,660,496) | (23.7) % |
| Student Services | 5,289,960 | 6,020,395 | 5,695,143 | (325,252) | (5.4) % |
| Institutional Support | 19,464,973 | 35,171,437 | 22,891,964 | (12,279,473) | (34.9) % |
| Op/Maint Physical Plant | 28,560,685 | 27,568,377 | 26,286,698 | (1,281,679) | (4.6) % |
| Scholarships & Fellowships | 8,345,309 | 8,896,881 | 8,873,624 | (23,257) | (0.3) % |
| Sub-total Expenditures | $ 220,594,042 | $ 276,875,022 | $ 239,369,726 | $ (37,505,296) | (13.5) % |
| Mandatory Transfers | 2,620,096 | 4,023,596 | 3,677,619 | (345,977) | (8.6) % |
| Non Mandatory Transfers | 7,531,633 | 3,108,317 | 3,007,700 | (100,617) | (3.2) % |
| Total Expenditures & Transfers | $ 230,745,771 | $ 284,006,935 | $ 246,055,045 | $ (37,951,890) | (13.4) % |
| **Fund Balance Addition/(Reduction)** | $ 17,167,831 | $ (41,920,461) | $ - | | |
| **AUXILIARIES** | | | | | |
| **Revenues** | $ 2,247,338 | $ 1,855,578 | $ 1,798,251 | $ (57,327) | (3.1) % |
| **Expenditures and Transfers** | | | | | |
| Expenditures | 2,528,031 | 1,490,841 | 1,433,342 | (57,499) | (3.9) % |
| Mandatory Transfers | 219,536 | 364,737 | 364,909 | 172 | - % |
| Non-Mandatory Transfers | (500,099) | | | | |
| Total Expenditures & Transfers | $ 2,247,468 | $ 1,855,578 | $ 1,798,251 | $ (57,327) | (3.1) % |
| **Fund Balance Addition/(Reduction)** | $ (130) | $ - | $ - | | |
| **TOTALS** | | | | | |
| **Revenues** | $ 250,160,940 | $ 243,942,052 | $ 247,853,296 | $ 3,911,244 | 1.6 % |
| **Expenditures and Transfers** | | | | | |
| Expenditures | $ 223,122,073 | $ 278,365,863 | $ 240,803,068 | $ (37,562,795) | (13.5) % |
| Mandatory Transfers | 2,839,632 | 4,388,333 | 4,042,528 | (345,805) | (7.9) % |
| Non-Mandatory Transfers | 7,031,534 | 3,108,317 | 3,007,700 | (100,617) | (3.2) % |
| Total Expenditures & Transfers | $ 232,993,239 | $ 285,862,513 | $ 247,853,296 | $ (38,009,217) | (13.3) % |
| **Fund Balance Addition/(Reduction)** | $ 17,167,701 | $ (41,920,461) | $ - | | |

# *Health Science Center - Memphis Other Specialized Units*

## FY 2015 Proposed Budget Summary

**Unrestricted Current Funds Revenues, Expenditures, and Transfers**

| | FY 2013 ACTUAL | FY 2014 PROBABLE | FY 2015 PROPOSED | CHANGE PROBABLE TO PROPOSED AMOUNT | CHANGE PROBABLE TO PROPOSED % |
|---|---|---|---|---|---|
| **EDUCATIONAL AND GENERAL** | | | | | |
| **Revenues** | | | | | |
| Tuition & Fees | $ 49,879,624 | $ 48,931,464 | $ 51,744,066 | $ 2,812,602 | 5.7 % |
| State Appropriations | 67,383,999 | 71,880,751 | 72,438,940 | 558,189 | 0.8 % |
| Grants & Contracts | 13,353,919 | 12,829,106 | 12,719,580 | (109,526) | (0.9) % |
| Sales & Service | 7,449,415 | 6,833,948 | 7,174,247 | 340,299 | 5.0 % |
| Other Sources | 14,036,982 | 3,100,849 | 1,891,466 | (1,209,383) | (39.0) % |
| Total Revenues | $ 152,103,940 | $ 143,576,118 | $ 145,968,299 | $ 2,392,181 | 1.7 % |
| **Expenditures and Transfers** | | | | | |
| Instruction | $ 42,501,951 | $ 50,426,448 | $ 51,375,250 | $ 948,802 | 1.9 % |
| Research | 4,271,115 | 9,228,066 | 7,402,188 | (1,825,878) | (19.8) % |
| Public Service | | 25,000 | 25,000 | | |
| Academic Support | 34,798,101 | 40,104,512 | 33,154,362 | (6,950,150) | (17.3) % |
| Student Services | 4,796,975 | 5,214,515 | 4,928,962 | (285,553) | (5.5) % |
| Institutional Support | 19,090,790 | 33,959,168 | 22,157,470 | (11,801,698) | (34.8) % |
| Op/Maint Physical Plant | 28,347,766 | 27,282,625 | 26,055,012 | (1,227,613) | (4.5) % |
| Scholarships & Fellowships | 6,438,373 | 6,905,881 | 6,858,881 | (47,000) | (0.7) |
| Sub-total Expenditures | $ 140,245,071 | $ 173,146,215 | $ 151,957,125 | $ (21,189,090) | (12.2) % |
| Mandatory Transfers | 2,520,733 | 3,924,077 | 3,577,970 | (346,107) | (8.8) |
| Non Mandatory Transfers | (6,584,797) | 7,586,725 | (9,566,796) | (17,153,521) | (226.1) % |
| Total Expenditures & Transfers | $ 136,181,007 | $ 184,657,017 | $ 145,968,299 | $ (38,688,718) | (21.0) % |
| **Fund Balance Addition/(Reduction)** | $ 15,922,933 | $ (41,080,899) | $ - | | |
| **AUXILIARIES** | | | | | |
| **Revenues** | $ 2,247,338 | $ 1,855,578 | $ 1,798,251 | $ (57,327) | (3.1) % |
| **Expenditures and Transfers** | | | | | |
| Expenditures | 2,528,031 | 1,490,841 | 1,433,342 | (57,499) | (3.9) % |
| Mandatory Transfers | 219,536 | 364,737 | 364,909 | 172 | - % |
| Non-Mandatory Transfers | (500,099) | | | | |
| Total Expenditures & Transfers | $ 2,247,468 | $ 1,855,578 | $ 1,798,251 | $ (57,327) | (3.1) % |
| **Fund Balance Addition/(Reduction)** | $ (130) | $ - | $ - | | |
| **TOTALS** | | | | | |
| **Revenues** | $ 154,351,278 | $ 145,431,696 | $ 147,766,550 | $ 2,334,854 | 1.6 % |
| **Expenditures and Transfers** | | | | | |
| Expenditures | $ 142,773,102 | $ 174,637,056 | $ 153,390,467 | $ (21,246,589) | (12.2) % |
| Mandatory Transfers | 2,740,269 | 4,288,814 | 3,942,879 | (345,935) | (8.1) % |
| Non-Mandatory Transfers | (7,084,896) | 7,586,725 | (9,566,796) | (17,153,521) | (226.1) % |
| Total Expenditures & Transfers | $ 138,428,475 | $ 186,512,595 | $ 147,766,550 | $ (38,746,045) | (20.8) % |
| **Fund Balance Addition/(Reduction)** | $ 15,922,803 | $ (41,080,899) | $ - | | |

# *Health Science Center - College of Medicine*

## FY 2015 Proposed Budget Summary

**Unrestricted Current Funds Revenues, Expenditures, and Transfers**

| | FY 2013 ACTUAL | FY 2014 PROBABLE | FY 2015 PROPOSED | CHANGE PROBABLE TO PROPOSED AMOUNT | CHANGE PROBABLE TO PROPOSED % |
|---|---|---|---|---|---|
| **EDUCATIONAL AND GENERAL** | | | | | |
| **Revenues** | | | | | |
| Tuition & Fees | $ 22,266,300 | $ 25,243,300 | $ 25,826,400 | $ 583,100 | 2.3 % |
| State Appropriations | 44,934,400 | 47,116,500 | 47,116,500 | | |
| Grants & Contracts | 600,898 | 2,362,498 | 3,536,911 | 1,174,413 | 49.7 % |
| Sales & Service | 1,890,109 | 2,262,000 | 1,775,000 | (487,000) | (21.5) % |
| Other Sources | 5,283,011 | | | | |
| Total Revenues | $ 74,974,718 | $ 76,984,298 | $ 78,254,811 | $ 1,270,513 | 1.7 % |
| **Expenditures and Transfers** | | | | | |
| Instruction | $ 51,433,724 | $ 66,520,640 | $ 57,932,533 | $ (8,588,107) | (12.9) % |
| Research | 2,782,523 | 2,822,698 | 632,782 | (2,189,916) | (77.6) % |
| Public Service | 29,264 | 19,872 | 15,321 | (4,551) | (22.9) % |
| Academic Support | 4,398,522 | 9,136,801 | 4,426,455 | (4,710,346) | (51.6) % |
| Student Services | 492,985 | 805,880 | 766,181 | (39,699) | (4.9) % |
| Institutional Support | 138,089 | 326,302 | | (326,302) | (100.0) % |
| Op/Maint Physical Plant | | 70,209 | | (70,209) | (100.0) % |
| Scholarships & Fellowships | 1,906,937 | 1,991,000 | 2,014,743 | 23,743 | 1.2 % |
| Sub-total Expenditures | $ 61,182,045 | $ 81,693,402 | $ 65,788,015 | $ (15,905,387) | (19.5) % |
| Mandatory Transfers | | | | | |
| Non Mandatory Transfers | 13,792,673 | (4,679,025) | 12,466,796 | 17,145,821 | 366.4 % |
| Total Expenditures & Transfers | $ 74,974,718 | $ 77,014,377 | $ 78,254,811 | $ 1,240,434 | 1.6 % |
| **Fund Balance Addition/(Reduction)** | $ - | $ (30,079) | $ - | | |

# *Health Science Center - Family Medical Units*

## FY 2015 Proposed Budget Summary

**Unrestricted Current Funds Revenues, Expenditures, and Transfers**

| | FY 2013 ACTUAL | FY 2014 PROBABLE | FY 2015 PROPOSED | CHANGE PROBABLE TO PROPOSED AMOUNT | CHANGE PROBABLE TO PROPOSED % |
|---|---|---|---|---|---|
| **EDUCATIONAL AND GENERAL** | | | | | |
| **Revenues** | | | | | |
| Tuition & Fees | | | | | |
| State Appropriations | $ 9,882,100 | $ 10,470,800 | $ 10,510,600 | $ 39,800 | 0.4 % |
| Grants & Contracts | | | | | |
| Sales & Service | 10,449,086 | 10,375,258 | 10,646,335 | 271,077 | 2.6 % |
| Other Sources | 503,758 | 680,000 | 675,000 | (5,000) | (0.7) % |
| Total Revenues | $ 20,834,944 | $ 21,526,058 | $ 21,831,935 | $ 305,877 | 1.4 % |
| **Expenditures and Transfers** | | | | | |
| Instruction | $ 18,717,914 | $ 20,933,895 | $ 20,658,406 | $ (275,489) | (1.3) % |
| Research | | | | | |
| Public Service | | | | | |
| Academic Support | | | | | |
| Student Services | | | | | |
| Institutional Support | 236,094 | 885,967 | 734,494 | (151,473) | (17.1) % |
| Op/Maint Physical Plant | 212,919 | 215,543 | 231,686 | 16,143 | 7.5 % |
| Scholarships & Fellowships | | | | | |
| Sub-total Expenditures | $ 19,166,927 | $ 22,035,405 | $ 21,624,586 | $ (410,819) | (1.9) % |
| Mandatory Transfers | 99,363 | 99,519 | 99,649 | 130 | 0.1 % |
| Non Mandatory Transfers | 323,757 | 200,617 | 107,700 | (92,917) | (46.3) % |
| Total Expenditures & Transfers | $ 19,590,047 | $ 22,335,541 | $ 21,831,935 | $ (503,606) | (2.3) % |
| **Fund Balance Addition/(Reduction)** | $ 1,244,898 | $ (809,483) | $ - | | |

# *Agricultural Units Total*

## FY 2015 Proposed Budget Summary

**Unrestricted Current Funds Revenues, Expenditures, and Transfers**

| | FY 2013 ACTUAL | FY 2014 PROBABLE | FY 2015 PROPOSED | CHANGE PROBABLE TO PROPOSED AMOUNT | CHANGE PROBABLE TO PROPOSED % |
|---|---|---|---|---|---|
| **EDUCATIONAL AND GENERAL** | | | | | |
| **Revenues** | | | | | |
| Tuition & Fees | $ 11,947,683 | $ 11,232,859 | $ 11,762,342 | $ 529,483 | 4.7 % |
| State Appropriations | 69,781,361 | 73,363,607 | 73,735,707 | 372,100 | 0.5 % |
| Grants & Contracts | 4,836,798 | 4,277,794 | 4,179,794 | (98,000) | (2.3) % |
| Sales & Service | 20,139,556 | 20,438,933 | 20,348,035 | (90,898) | (0.4) % |
| Other Sources | 15,855,733 | 14,881,674 | 14,947,744 | 66,070 | 0.4 % |
| Total Revenues | $ 122,561,132 | $ 124,194,867 | $ 124,973,622 | $ 778,755 | 0.6 % |
| **Expenditures and Transfers** | | | | | |
| Instruction | $ 25,741,872 | $ 30,361,074 | $ 32,476,063 | $ 2,114,989 | 7.0 % |
| Research | 38,407,900 | 45,080,855 | 37,811,037 | (7,269,818) | (16.1) % |
| Public Service | 39,080,945 | 48,291,951 | 43,046,194 | (5,245,757) | (10.9) % |
| Academic Support | 8,581,426 | 8,167,106 | 7,450,884 | (716,222) | (8.8) % |
| Student Services | | | | | |
| Institutional Support | 2,307,312 | 2,588,703 | 2,647,127 | 58,424 | 2.3 % |
| Op/Maint Physical Plant | 3,220,475 | 3,522,237 | 3,255,624 | (266,613) | (7.6) % |
| Scholarships & Fellowships | 74,921 | 49,318 | 47,058 | (2,260) | (4.6) % |
| Sub-total Expenditures | $ 117,414,850 | $ 138,061,244 | $ 126,733,987 | $ (11,327,257) | (8.2) % |
| Mandatory Transfers | | | | | |
| Non Mandatory Transfers | 2,158,333 | (4,663,801) | 1,145,157 | 5,808,958 | 124.6 % |
| Total Expenditures & Transfers | $ 119,573,183 | $ 133,397,443 | $ 127,879,144 | $ (5,518,299) | (4.1) % |
| **Fund Balance Addition/(Reduction)** | $ 2,987,949 | $ (9,202,576) | $ (2,905,522) | | |

# *Agricultural Experiment Station*

## FY 2015 Proposed Budget Summary

**Unrestricted Current Funds Revenues, Expenditures, and Transfers**

| | FY 2013 ACTUAL | FY 2014 PROBABLE | FY 2015 PROPOSED | CHANGE PROBABLE TO PROPOSED AMOUNT | CHANGE PROBABLE TO PROPOSED % |
|---|---|---|---|---|---|
| **EDUCATIONAL AND GENERAL** | | | | | |
| **Revenues** | | | | | |
| Tuition & Fees | | | | | |
| State Appropriations | $ 24,480,573 | $ 25,579,486 | $ 25,692,086 | $ 112,600 | 0.4 % |
| Grants & Contracts | 2,942,751 | 2,720,000 | 2,720,000 | - | - |
| Sales & Service | 4,231,830 | 3,313,373 | 3,227,443 | (85,930) | (2.6) % |
| Other Sources | 10,704,293 | 6,158,876 | 6,152,876 | (6,000) | (0.1) % |
| Total Revenues | $ 42,359,447 | $ 37,771,735 | $ 37,792,405 | $ 20,670 | 0.1 % |
| **Expenditures and Transfers** | | | | | |
| Instruction | $ 511 | | | | |
| Research | 34,694,962 | $ 41,404,136 | $ 34,254,834 | $ (7,149,302) | (17.3) % |
| Public Service | 29,976 | | | | |
| Academic Support | 1,492,175 | 1,473,311 | 1,473,319 | 8 | - % |
| Student Services | | | | | |
| Institutional Support | 918,286 | 1,064,871 | 1,108,711 | 43,840 | 4.1 % |
| Op/Maint Physical Plant | 446,965 | 447,503 | 442,841 | (4,662) | (1.0) % |
| Scholarships & Fellowships | | | | | |
| Sub-total Expenditures | $ 37,582,876 | $ 44,389,821 | $ 37,279,705 | $ (7,110,116) | (16.0) % |
| Mandatory Transfers | | | | | |
| Non Mandatory Transfers | 70,530 | (6,618,086) | 512,700 | 7,130,786 | 107.7 % |
| Total Expenditures & Transfers | $ 37,653,406 | $ 37,771,735 | $ 37,792,405 | $ 20,670 | 0.1 % |
| **Fund Balance Addition/(Reduction)** | $ 4,706,042 | $ - | $ - | | |

# *UT Extension*

## FY 2015 Proposed Budget Summary

**Unrestricted Current Funds Revenues, Expenditures, and Transfers**

| | FY 2013 ACTUAL | FY 2014 PROBABLE | FY 2015 PROPOSED | CHANGE PROBABLE TO PROPOSED AMOUNT | CHANGE PROBABLE TO PROPOSED % |
|---|---|---|---|---|---|
| **EDUCATIONAL AND GENERAL** | | | | | |
| **Revenues** | | | | | |
| Tuition & Fees | | | | | |
| State Appropriations | $ 29,580,016 | $ 30,987,767 | $ 31,165,967 | $ 178,200 | 0.6 % |
| Grants & Contracts | 556,988 | 480,000 | 490,000 | 10,000 | 2.1 % |
| Sales & Service | 4,161,248 | 4,737,985 | 4,679,780 | (58,205) | (1.2) % |
| Other Sources | 4,903,715 | 8,502,850 | 8,569,850 | 67,000 | 0.8 % |
| Total Revenues | $ 39,201,967 | $ 44,708,602 | $ 44,905,597 | $ 196,995 | 0.4 % |
| **Expenditures and Transfers** | | | | | |
| Instruction | | | | | |
| Research | | | | | |
| Public Service | $ 38,941,284 | $ 48,211,096 | $ 42,965,339 | $ (5,245,757) | (10.9) % |
| Academic Support | 1,001,865 | 776,569 | 773,169 | (3,400) | (0.4) % |
| Student Services | | | | | |
| Institutional Support | 724,511 | 692,973 | 738,145 | 45,172 | 6.5 % |
| Op/Maint Physical Plant | | | | | |
| Scholarships & Fellowships | | | | | |
| Sub-total Expenditures | $ 40,667,660 | $ 49,680,638 | $ 44,476,653 | $ (5,203,985) | (10.5) % |
| Mandatory Transfers | | | | | |
| Non Mandatory Transfers | 1,014,769 | 348,100 | 483,000 | 134,900 | 38.8 % |
| Total Expenditures & Transfers | $ 41,682,429 | $ 50,028,738 | $ 44,959,653 | $ (5,069,085) | (10.1) % |
| **Fund Balance Addition/(Reduction)** | $ (2,480,463) | $ (5,320,136) | $ (54,056) | | |

Schedule 15 - UT Extension

# *College of Veterinary Medicine*

## FY 2015 Proposed Budget Summary

**Unrestricted Current Funds Revenues, Expenditures, and Transfers**

| | FY 2013 ACTUAL | FY 2014 PROBABLE | FY 2015 PROPOSED | CHANGE PROBABLE TO PROPOSED AMOUNT | % |
|---|---|---|---|---|---|
| **EDUCATIONAL AND GENERAL** | | | | | |
| **Revenues** | | | | | |
| Tuition & Fees | $ 11,947,683 | $ 11,232,859 | $ 11,762,342 | $ 529,483 | 4.7 % |
| State Appropriations | 15,720,772 | 16,796,354 | 16,877,654 | 81,300 | 0.5 % |
| Grants & Contracts | 1,337,059 | 1,077,794 | 969,794 | (108,000) | (10.0) % |
| Sales & Service | 11,746,479 | 12,387,575 | 12,440,812 | 53,237 | 0.4 % |
| Other Sources | 247,725 | 219,948 | 225,018 | 5,070 | 2.3 % |
| Total Revenues | $ 40,999,718 | $ 41,714,530 | $ 42,275,620 | $ 561,090 | 1.3 % |
| **Expenditures and Transfers** | | | | | |
| Instruction | $ 25,741,361 | $ 30,361,074 | $ 32,476,063 | $ 2,114,989 | 7.0 % |
| Research | 3,712,938 | 3,676,719 | 3,556,203 | (120,516) | (3.3) % |
| Public Service | 109,685 | 80,855 | 80,855 | | |
| Academic Support | 6,087,386 | 5,917,226 | 5,204,396 | (712,830) | (12.0) % |
| Student Services | | | | | |
| Institutional Support | 664,515 | 830,859 | 800,271 | (30,588) | (3.7) % |
| Op/Maint Physical Plant | 2,773,510 | 3,074,734 | 2,812,783 | (261,951) | (8.5) % |
| Scholarships & Fellowships | 74,921 | 49,318 | 47,058 | (2,260) | (4.6) % |
| Sub-total Expenditures | $ 39,164,314 | $ 43,990,785 | $ 44,977,629 | $ 986,844 | 2.2 % |
| Mandatory Transfers | | | | | |
| Non Mandatory Transfers | 1,073,034 | 1,606,185 | 149,457 | (1,456,728) | (90.7) % |
| Total Expenditures & Transfers | $ 40,237,348 | $ 45,596,970 | $ 45,127,086 | $ (469,884) | (1.0) % |
| **Fund Balance Addition/(Reduction)** | $ 762,370 | $ (3,882,440) | $ (2,851,466) | | |

# *Institute for Public Service Total*

## FY 2015 Proposed Budget Summary

**Unrestricted Current Funds Revenues, Expenditures, and Transfers**

| | FY 2013 ACTUAL | FY 2014 PROBABLE | FY 2015 PROPOSED | CHANGE PROBABLE TO PROPOSED AMOUNT | CHANGE PROBABLE TO PROPOSED % |
|---|---|---|---|---|---|
| **EDUCATIONAL AND GENERAL** | | | | | |
| **Revenues** | | | | | |
| Tuition & Fees | | | | | |
| State Appropriations | $ 9,447,397 | $ 9,899,924 | $ 9,939,524 | $ 39,600 | 0.4 % |
| Grants & Contracts | 313,398 | 278,221 | 224,762 | (53,459) | -19.2 % |
| Sales & Service | | | | | |
| Other Sources | 6,689,516 | 6,932,407 | 6,885,134 | (47,273) | -0.7 % |
| Total Revenues | $ 16,450,311 | $ 17,110,552 | $ 17,049,420 | $ (61,132) | -0.4 % |
| **Expenditures and Transfers** | | | | | |
| Instruction | | | | | |
| Research | | | | | |
| Public Service | $ 14,595,929 | $ 15,229,160 | $ 15,370,453 | $ 141,293 | 0.9 % |
| Academic Support | 282,712 | 288,586 | 246,311 | (42,275) | -14.6 % |
| Student Services | | | | | |
| Institutional Support | 1,102,865 | 1,165,125 | 1,175,307 | 10,182 | 0.9 % |
| Op/Maint Physical Plant | | | | | |
| Scholarships & Fellowships | | | | | |
| Sub-total Expenditures | $ 15,981,506 | $ 16,682,871 | $ 16,792,071 | $ 109,200 | 0.7 % |
| Mandatory Transfers | | | | | |
| Non Mandatory Transfers | 825,218 | 501,092 | 357,192 | (143,900) | -28.7 % |
| Total Expenditures & Transfers | $ 16,806,724 | $ 17,183,963 | $ 17,149,263 | $ (34,700) | -0.2 % |
| **Fund Balance Addition/(Reduction)** | $ (356,413) | $ (73,411) | $ (99,843) | | |

# *Institute for Public Service*

## FY 2015 Proposed Budget Summary

**Unrestricted Current Funds Revenues, Expenditures, and Transfers**

| | FY 2013 ACTUAL | FY 2014 PROBABLE | FY 2015 PROPOSED | CHANGE PROBABLE TO PROPOSED AMOUNT | CHANGE PROBABLE TO PROPOSED % |
|---|---|---|---|---|---|
| **EDUCATIONAL AND GENERAL** | | | | | |
| **Revenues** | | | | | |
| Tuition & Fees | | | | | |
| State Appropriations | $ 5,058,459 | $ 5,249,898 | $ 5,267,698 | $ 17,800 | 0.3 % |
| Grants & Contracts | 298,292 | 272,806 | 219,347 | (53,459) | (19.6) % |
| Sales & Service | | | | | |
| Other Sources | 660,979 | 807,383 | 603,371 | (204,012) | (25.3) % |
| Total Revenues | $ 6,017,730 | $ 6,330,087 | $ 6,090,416 | $ (239,671) | (3.8) % |
| **Expenditures and Transfers** | | | | | |
| Instruction | | | | | |
| Research | | | | | |
| Public Service | $ 4,380,723 | $ 4,669,511 | $ 4,481,135 | $ (188,376) | (4.0) % |
| Academic Support | | | | | |
| Student Services | | | | | |
| Institutional Support | 1,093,964 | 1,148,790 | 1,158,572 | 9,782 | 0.9 % |
| Op/Maint Physical Plant | | | | | |
| Scholarships & Fellowships | | | | | |
| Sub-total Expenditures | $ 5,474,687 | $ 5,818,301 | $ 5,639,707 | $ (178,594) | (3.1) % |
| Mandatory Transfers | | | | | |
| Non Mandatory Transfers | 612,219 | 509,542 | 443,760 | (65,782) | (12.9) % |
| Total Expenditures & Transfers | $ 6,086,906 | $ 6,327,843 | $ 6,083,467 | $ (244,376) | (3.9) % |
| **Fund Balance Addition/(Reduction)** | $ (69,176) | $ 2,244 | $ 6,949 | | |

# *Municipal Technical Advisory Service*

## FY 2015 Proposed Budget Summary

**Unrestricted Current Funds Revenues, Expenditures, and Transfers**

| | FY 2013 ACTUAL | FY 2014 PROBABLE | FY 2015 PROPOSED | CHANGE PROBABLE TO PROPOSED AMOUNT | % |
|---|---|---|---|---|---|
| **EDUCATIONAL AND GENERAL** | | | | | |
| **Revenues** | | | | | |
| Tuition & Fees | | | | | |
| State Appropriations | $ 2,737,969 | $ 2,892,013 | $ 2,903,713 | $ 11,700 | 0.4 % |
| Grants & Contracts | 15,067 | 5,415 | 5,415 | | |
| Sales & Service | | | | | |
| Other Sources | 2,940,078 | 3,035,877 | 3,201,729 | 165,852 | 5.5 % |
| Total Revenues | $ 5,693,114 | $ 5,933,305 | $ 6,110,857 | $ 177,552 | 3.0 % |
| **Expenditures and Transfers** | | | | | |
| Instruction | | | | | |
| Research | | | | | |
| Public Service | $ 5,327,551 | $ 5,653,543 | $ 5,981,909 | $ 328,366 | 5.8 % |
| Academic Support | 282,712 | 288,586 | 246,311 | (42,275) | (14.6) % |
| Student Services | | | | | |
| Institutional Support | 5,329 | 8,500 | 8,900 | 400 | 4.7 % |
| Op/Maint Physical Plant | | | | | |
| Scholarships & Fellowships | | | | | |
| Sub-total Expenditures | $ 5,615,592 | $ 5,950,629 | $ 6,237,120 | $ 286,491 | 4.8 % |
| Mandatory Transfers | | | | | |
| Non Mandatory Transfers | 265,563 | 13,873 | 24,210 | 10,337 | 74.5 % |
| Total Expenditures & Transfers | $ 5,881,155 | $ 5,964,502 | $ 6,261,330 | $ 296,828 | 5.0 % |
| **Fund Balance Addition/(Reduction)** | $ (188,040) | $ (31,197) | $ (150,473) | | |

Schedule 15 - MTAS

# *County Technical Assistance Service*

## FY 2015 Proposed Budget Summary

**Unrestricted Current Funds Revenues, Expenditures, and Transfers**

| | FY 2013 ACTUAL | FY 2014 PROBABLE | FY 2015 PROPOSED | CHANGE PROBABLE TO PROPOSED AMOUNT | CHANGE PROBABLE TO PROPOSED % |
|---|---|---|---|---|---|
| **EDUCATIONAL AND GENERAL** | | | | | |
| **Revenues** | | | | | |
| Tuition & Fees | | | | | |
| State Appropriations | $ 1,650,969 | $ 1,758,013 | $ 1,768,113 | $ 10,100 | 0.6 % |
| Grants & Contracts | 38 | | | | |
| Sales & Service | | | | | |
| Other Sources | 3,088,459 | 3,089,147 | 3,080,034 | (9,113) | (0.3) |
| Total Revenues | $ 4,739,467 | $ 4,847,160 | $ 4,848,147 | $ 987 | - % |
| **Expenditures and Transfers** | | | | | |
| Instruction | | | | | |
| Research | | | | | |
| Public Service | $ 4,887,656 | $ 4,906,106 | $ 4,907,409 | $ 1,303 | - |
| Academic Support | | | | | |
| Student Services | | | | | |
| Institutional Support | 3,572 | 7,835 | 7,835 | | |
| Op/Maint Physical Plant | | | | | |
| Scholarships & Fellowships | | | | | |
| Sub-total Expenditures | $ 4,891,228 | $ 4,913,941 | $ 4,915,244 | $ 1,303 | - |
| Mandatory Transfers | | | | | |
| Non Mandatory Transfers | (52,564) | (22,323) | (110,778) | (88,455) | (396.3) |
| Total Expenditures & Transfers | $ 4,838,664 | $ 4,891,618 | $ 4,804,466 | $ (87,152) | (1.8) |
| **Fund Balance Addition/(Reduction)** | $ (99,197) | $ (44,458) | $ 43,681 | | |

# *University-Wide Administration*

## FY 2015 Proposed Budget Summary

**Unrestricted Current Funds Revenues, Expenditures, and Transfers**

| | FY 2013 ACTUAL | FY 2014 PROBABLE | FY 2015 PROPOSED | CHANGE PROBABLE TO PROPOSED AMOUNT | CHANGE PROBABLE TO PROPOSED % |
|---|---|---|---|---|---|
| **EDUCATIONAL AND GENERAL** | | | | | |
| **Revenues** | | | | | |
| Tuition & Fees | | | | | |
| State Appropriations | $ 4,571,278 | $ 4,721,538 | $ 4,794,238 | $ 72,700 | 1.5 % |
| Grants & Contracts | | | | | |
| Sales & Service | | | | | |
| Other Sources | 13,709,384 | 16,362,500 | 16,862,153 | 499,653 | 3.1 % |
| Total Revenues | $ 18,280,662 | $ 21,084,038 | $ 21,656,391 | $ 572,353 | 2.7 % |
| **Expenditures and Transfers** | | | | | |
| Instruction | | | | | |
| Research | $ 470,299 | | | | |
| Public Service | | | | | |
| Academic Support | | | | | |
| Student Services | | | | | |
| Institutional Support | 46,699,522 | $ 45,428,325 | $ 44,844,150 | $ (584,175) | (1.3) % |
| Op/Maint Physical Plant | | | | | |
| Scholarships & Fellowships | | | | | |
| Sub-total Expenditures | $ 47,169,821 | $ 45,428,325 | $ 44,844,150 | $ (584,175) | (1.3) % |
| Mandatory Transfers | 134,948 | 135,000 | 135,000 | | |
| Non Mandatory Transfers | (24,274,085) | (24,360,700) | (23,206,872) | 1,153,828 | 4.7 % |
| Total Expenditures & Transfers | $ 23,030,684 | $ 21,202,625 | $ 21,772,278 | $ 569,653 | 2.7 % |
| **Fund Balance Addition/(Reduction)** | $ (4,750,023) | $ (118,587) | $ (115,887) | | |

# TUITION AND FEES


| SCHEDULE TITLE | PAGE NUMBER |
|---|---|
| Tuition and Fee Recommendations | 51 |
| Chattanooga (UTC) | 55 |
| Knoxville (UTK) | 56 |
| Knoxville College of Law | 58 |
| Martin (UTM) | 59 |
| Space Institute (UTSI) | 60 |
| Health Science Center (HSC) | 61 |
| Veterinary Medicine | 62 |
| Other Fees - Executive MBA Programs, Disabled, Elderly, UTK Distance Education | 63 |
| Student Programs and Services Fee (Excludes HSC) | 64 |
| HSC Student Programs and Services Fee and Other | 65 |
| Online Fees | 66 |

# THE UNIVERSITY OF TENNESSEE
# FY 2015 MAINTENANCE FEE AND TUITION RECOMMENDATIONS

## OVERVIEW

The FY 2015 recommended tuition[1] and fee increases continue the effort to provide students a quality education while keeping the cost to students at a reasonable level. Revenues generated from the increases are used to fund:

- Operating cost increases including general inflation ; increases in utility costs; contractual service increases; and inflationary costs for campus facilities and library acquisitions
- Significant growth in scholarships and fellowships
- Academic reinvestment in support of Knoxville's Top 25 implementation plan
- Academic promotions and new full-time faculty positions
- Faculty start-up commitments and Honor's research projects
- Staff positions needed to support student services

***Anticipated new revenues from tuition and fee increases reported in this document do not include adjustments for related increases to scholarships and fellowships and anticipated enrollment changes.***

## RECOMMENDATION

The recommended tuition and fee increases and adjustments presented in the following pages include adjustments in tuition and in selected specialized campus fees students pay. The recommendation is based on considerable discussion with campus leadership and an analysis of expenditures funded at varying fee levels. The administration recommends approval of the proposed tuition and fee increases and adjustments. All other required tuition and fees are recommended for continuation at their current amounts.

[1] For the purposes of this document, tuition refers to both in-state maintenance fees and out-of-state tuition.

# MAINTENANCE FEES AND TUITION
## FY 2015 RECOMMENDED PERCENT CHANGE

| *ACADEMIC UNITS* | *MAINTENANCE FEE ** | *OUT-OF-STATE TUITION* | *NEW REVENUES* |
|---|---|---|---|
| Chattanooga - Undergraduate and Graduate | 6.0% | 6.0% | $ 4,345,350 |
| Knoxville – Undergraduate and Graduate | 3.0% - 6.0% | 0.0% | 16,500,000 |
| Knoxville - College of Law | 0.0% | 0.0 % | |
| Martin – Undergraduate and Graduate | 6.0% | 0.0% | 2,747,200 |
| Space Institute | 6.0% | 0.0% | 49,020 |
| Health Science Center | 0.0% | 0.0% | |
| College of Veterinary Medicine | 5.0% | 0.0% | 689,652 |
| | | **TOTAL** | **$ 24,331,222** |

*In-state students pay only for the maintenance fee. Out-of-state students pay the maintenance fee plus out-of-state tuition

In addition to changes in tuition, changes are recommended in the following campus specific fees:

# CAMPUS SPECIFIC FEES
## FY 2015 RECOMMENDED RATE INCREASE

| *CAMPUS* | *FEE* | *CURRENT ANNUAL RATE* | *PROPOSED ANNUAL RATE* | *CHANGE* | *NEW REVENUES* |
|---|---|---|---|---|---|
| Chattanooga | Health Fee | $ 50 | $ 120 | $ 70 | $ 870,334 |
| | Technology Fee | 200 | 250 | 50 | 562,567 |
| | Facilities Fee | 150 | 200 | 50 | 580,767 |
| | Transportation Fee | NEW | 48 | 48 | 519,864 |
| Knoxville | Master of Human Resource Management | NEW | 3,000 | 3,000 | 90,000 |
| | Healthcare Executive MBA | NEW | 65,000 | 65,000 | 975,000 |
| | Master Business Analytics | NEW | 4,500 | 4,500 | 211,500 |
| | Master of Accountancy | 3,000 | 4,500 | 1,500 | 102,000 |
| | Aerospace Executive MBA | 64,000 | 66,000 | 2,000 | 52,000 |
| | Physician Executive MBA | 74,000 | 76,000 | 2,000 | 90,000 |
| | Towing Fee | 42 | 60 | 18 | 4,000 |
| | Program Service Fee – Capital Projects | 744 | 790 | 46 | 1,150,000 |
| | International Education Fee | 10 | 20 | 10 | 190,360 |
| | Facilities Fee (In-state Only) | 320 | 360 | 40 | 900,000 |
| Martin | Student Activity Fee (Non-Athletic) | 126 | 146 | 20 | 116,000 |
| | Student Health & Counseling Fee | NEW | 60 | 60 | 348,000 |
| | Technology Fee | 200 | 250 | 50 | 290,000 |
| HSC | Transitional DDS Program | NEW | 70,000 | 70,000 | 210,000 |
| | | | | **TOTAL** | **$ 7,262,392** |

# PROPOSED USES OF NEW REVENUES

## UT CHATTANOOGA

- Maintenance Fee and Out-of-State Tuition – A 6.0% increase generates $4.3 million in additional revenues. $736,000 of the increase is used for faculty and instruction to fund academic staff and student positions, faculty positions, library acquisitions, and operating budget increases. $793,000 is allocated for general operating expenses such as classroom furnishings, utilities, UT system charges, and other institution – wide budget increases. A portion is allocated to fund salary adjustments resulting from reorganizations, reclassifications, and promotions. $655,000 is used to fund scholarships and athletic grant-in-aid. $1.4 million is used to fund campus support services. These include hiring a community engagement coordinator, physical plant personnel, student development disability center personnel, and human resources personnel. The remaining campus support funding includes University Center custodial and operating increases, a communication plan, and reserve for contingencies.

- Professional MBA Program (Online)- Fee revenues support faculty and staff time, technical support, program marketing costs, books, and materials. Fees for Professional MBA students are often paid by their employers. The proposed increases are as follows:

| PROGRAM (Online) | CURRENT FEE | PROPOSED FEE | CHANGE | EFFECTIVE DATE |
|---|---|---|---|---|
| Professional MBA (In-state) | $ 25,200 | $ 27,348 | $2,148 | Fall, 2014 |
| Professional MBA (Out-of-state) | $ 26,784 | $ 29,004 | $2,220 | Fall, 2014 |

## UT KNOXVILLE

- Maintenance Fee and Out-of-State Tuition – Knoxville proposes a 6.0% increase to maintenance fees. They propose a 3.0% increase to those students who are in the second year of the 15-4 model. There is no increase for out-of-state tuition, but out-of-state students will pay their share of the maintenance fee increase.

  The increase generates $16.5 million in additional revenues. $9.0 million is used for institutionally funded scholarships and graduate fee waivers to help keep the ***net*** cost of attendance as low as possible. $4.5 million is allocated towards campus support services including $2.2 million for Top 25 academic reinvestment plans and $2.3 million for summer school to support student progression and completion. The remaining funds are allocated to faculty startup commitments, academic hires and promotions, graduate student health insurance, and contractual services increases.

- Executive MBA Programs - The Executive MBA programs are self-funded and their fee revenues support faculty and staff time, technical support, program marketing costs, books, materials, and travel cost for international experiences. The Health Care Leadership Executive MBA Program (effective January, 2015) is new and generates $975,000. Increases for the Aerospace and Physician Executive MBA Programs amount to $142,000. These fees are often paid by the students' employers.

- Masters Programs – Fee increases for three masters programs will generate $403,500. The programs include Master of Human Resource Management, Master of Business Analytics, and Master of Accountancy.

## UT MARTIN

- Maintenance Fee and Out-of-State Tuition – A 6.0% increase for the maintenance fee generates $2.7 million in additional revenues based on projected enrollment in Fall 2014. There is no increase for out-of-state tuition, but out-of-state students will pay their share of the maintenance fee increase. $251,000 is used to fund faculty and instruction for the online MBA program, Parsons Center, and Ripley Center. $1.5 million is used for operating expense increases. These include utilities, library inflation, additional support for System initiatives and the UT Foundation, staff benefits, and reserve for contingencies. Part will be used to fund faculty promotions, CAP certifications, and staff upgrades. $238,000 is used for scholarships and fee waivers, to help keep the ***net*** cost of attendance as low as possible.

- UT Online - Martin – The in-state course fee portion increases 6.0% per credit hour (PCH) for both undergraduate and graduate students. The online support fee remains unchanged at $56. The new rates are as follows**:**

| | | COURSE FEE | SUPPORT FEE | TOTAL PCH RATE |
|---|---|---|---|---|
| Undergraduate | In-State | $280 | $56 | $336 |
| | Out-of-State | $306 | $56 | $362 |
| Graduate | In-State | $478 | $56 | $534 |
| | Out-of-State | $526 | $56 | $582 |

## UT SPACE INSTITUTE

- Maintenance Fee and Out-of-State Tuition – UTSI proposes a 6.0% increase to maintenance fees only. Out-of-state tuition remains unchanged, but out-of-state students will pay the higher maintenance fee, resulting in a 2.1% increase for out-of-state students. Part of he increase will be offset by reduced enrollment resulting in $49,000 in additional revenues. These funds will be allocated toward faculty startup commitments.

## UT HEALTH SCIENCE CENTER

- Maintenance Fee and Out-of-State Tuition – There will be no tuition increase for FY 2014-15. However, revenues will increase by $4,413,300 due to enrollment increases in several of UTHSC colleges. $2,647,650 will be allocated to help fund new faculty positions in Health Professions, Dentistry, Nursing, & Pharmacy. $497,235 will fund increases for staff benefits and increased payments for the UT Foundation. $300,000 will be allocated toward the expansion of our Pharmacy School in Nashville. Finally, $698,415 will be used to fund new research initiatives across the campus.

## UT COLLEGE OF VETERINARY MEDICINE

- Maintenance Fee and Out-of-State Tuition – A 5% increase generates $689,652. $241,527 will be used for general operating expenses. The remaining $448,125 is allocated to fund faculty promotions, career ladder increases, specialty board certifications, and other minor compensation adjustments.

# *Chattanooga*

## FY 2014-15 Annual Maintenance Fees, Out-of-State Tuition, and Other Fees

| | FY 2013-14 | FY 2014-15 | CHANGE Amount | CHANGE Percent |
|---|---|---|---|---|
| **IN-STATE** | | | | |
| **Undergraduate** | | | | |
| Maintenance Fee * | $ 6,065 | $ 6,430 | $ 365 | 6.0% |
| Other Fees: | | | | |
| Programs & Services ** | $ 590 | $ 660 | $ 70 | 11.9% |
| Athletics | 480 | 480 | | |
| Green Fee | 20 | 20 | | |
| Technology | 200 | 250 | 50 | 25.0% |
| Library Fee | 50 | 50 | | |
| Transportation ****** | | 48 | 48 | NEW |
| Facilities *** | 150 | 200 | 50 | 33.3% |
| Total Other Fees | $ 1,490 | $ 1,708 | $ 218 | 14.6% |
| Total Maintenance Fee and Other Fees | $ 7,555 | $ 8,138 | $ 583 | 7.7% |
| **Graduate** | | | | |
| Maintenance Fee * | $ 7,272 | $ 7,708 | $ 436 | 6.0% |
| Other Fees: | | | | |
| Programs & Services ** | $ 590 | $ 660 | $ 70 | 11.9% |
| Athletics | 480 | 480 | | |
| Green Fee | 20 | 20 | | |
| Technology | 200 | 250 | 50 | 25.0% |
| Library Fee | 50 | 50 | | |
| Transportation ****** | | 48 | 48 | NEW |
| Facilities *** | 150 | 200 | 50 | 33.3% |
| Total Other Fees | $ 1,490 | $ 1,708 | $ 218 | 14.6% |
| Total Maintenance Fee and Other Fees | $ 8,762 | $ 9,416 | $ 654 | 7.5% |
| **OUT-OF-STATE** | | | | |
| **Undergraduate** | | | | |
| Maintenance Fee * | $ 6,065 | $ 6,430 | $ 365 | 6.0% |
| Out-of-State Tuition **** | 15,207 | 16,118 | 911 | 6.0% |
| Maintenance Fee & Out-of-State Tuition ***** | $ 21,272 | $ 22,548 | $ 1,276 | 6.0% |
| Other Fees: | | | | |
| Student Programs and Service Fees ** | $ 590 | $ 660 | $ 70 | 11.9% |
| Athletics | 480 | 480 | | |
| Green Fee | 20 | 20 | | |
| Technology | 200 | 250 | 50 | 25.0% |
| Library Fee | 50 | 50 | | |
| Transportation ****** | | 48 | 48 | NEW |
| Facilities *** | 150 | 200 | 50 | 33.3% |
| Total Other Fees | $ 1,490 | $ 1,708 | $ 218 | 14.6% |
| Total Maintenance Fee & Out-of-State Tuition, and Other Fees | $ 22,762 | $ 24,256 | $ 1,494 | 6.6% |
| **Graduate** | | | | |
| Maintenance Fee * | $ 7,272 | $ 7,708 | $ 436 | 6.0% |
| Out-of-State Tuition **** | 15,205 | 16,118 | 913 | 6.0% |
| Maintenance Fee & Out-of-State Tuition ***** | $ 22,477 | $ 23,826 | $ 1,349 | 6.0% |
| Other Fees: | | | | |
| Programs and Service Fees ** | $ 590 | $ 660 | $ 70 | 11.9% |
| Athletics | 480 | 480 | | |
| Green Fee | 20 | 20 | | |
| Technology | 200 | 250 | 50 | 25.0% |
| Library Fee | 50 | 50 | | |
| Transportation ****** | | 48 | 48 | NEW |
| Facilities *** | 150 | 200 | 50 | 33.3% |
| Total Other Fees | $ 1,490 | $ 1,708 | $ 218 | 14.6% |
| Total Maintenance Fee & Out-of-State Tuition, and Other Fees | $ 23,967 | $ 25,534 | $ 1,567 | 6.5% |

* The Maintenance Fee is commonly referred to as "in-state tuition."

** Student Programs and Services Fees are listed on page 64. This fee is sometimes referred to as the "student activity fee."

*** In FY 2014, facilities and and facilities match were presented as separate fees. These are combined in FY 2015.

**** Out-of-state students pay the Maintenance Fee (commonly referred to as "in-state-tuition") and an additional fee commonly referred to as "out-of-state tuition."

***** This is commonly referred to as "out-of-state tuition."

****** The Transportation Fee will be phased in over three years. In FY 2014-15, full-time undergraduate and graduate students will pay $48 per academic year (part-time students will pay $2 per-credit-hour). This will increase to $72 per year ($3 per-credit hour) in FY 2015-16 and $96 per year ($4 per-credit-hour) in FY 2016-17.

The schedule above does not include differential fees assesssed at $53 per credit hour for School of Business, Nursing, and Engineering courses. There is no cap on these fees.

***University Fees are set by the Board of Trustees and are subject to change at any regular or called meeting of the Board.***

# *Knoxville*

## FY 2014-15 Annual Maintenance Fees, Out-of-State Tuition, and Other Fees
## 15-4 Model

| | FY 2013-14 | FY 2014-15 | CHANGE Amount | CHANGE Percent |
|---|---|---|---|---|
| **IN-STATE** | | | | |
| **Undergraduate** | | | | |
| Maintenance Fee * | | | | |
| 2014-15 (Students admitted or readmitted fall 2014, spring/summer 2015) | | $ 10,366 | NEW | |
| 2013-14 (Students admitted or readmitted fall 2013, spring/summer 2014) | $ 9,780 | 10,074 | $ 294 | 3.0% |
| Other Fees ***** | $ 1,414 | $ 1,510 | $ 96 | 6.8% |
| Total Maintenance Fee and Other Fees | | | | |
| 2014-15 (Students admitted or readmitted fall 2014, spring/summer 2015) | | $ 11,876 | NEW | |
| 2013-14 (Students admitted or readmitted fall 2013, spring/summer 2014) | $ 11,194 | $ 11,584 | $ 390 | 3.5% |
| **OUT-OF-STATE** | | | | |
| **Undergraduate** | | | | |
| Maintenance Fee * | | | | |
| 2014-15 (Students admitted or readmitted fall 2014, spring/summer 2015) | | $ 10,366 | NEW | |
| 2013-14 (Students admitted or readmitted fall 2013, spring/summer 2014) | $ 9,780 | 10,074 | $ 294 | 3.0% |
| Out-of-State Tuition *** | | | | |
| 2014-15 (Students admitted or readmitted fall 2014, spring/summer 2015) | | $ 18,190 | NEW | |
| 2013-14 (Students admitted or readmitted fall 2013, spring/summer 2014) | $ 18,190 | 18,190 | | |
| Maintenance Fee & Out-of-State Tuition Total **** | | | | |
| 2014-15 (Students admitted or readmitted fall 2014, spring/summer 2015) | | $ 28,556 | NEW | |
| 2013-14 (Students admitted or readmitted fall 2013, spring/summer 2014) | $ 27,970 | 28,264 | $ 294 | 1.1% |
| Other Fees ***** | $ 1,714 | $ 1,770 | $ 56 | 3.3% |
| Total Maintenance Fee, Tuition, and Other Fees | | | | |
| 2014-15 (Students admitted or readmitted fall 2014, spring/summer 2015) | | $ 30,326 | NEW | |
| 2013-14 (Students admitted or readmitted fall 2013, spring/summer 2014) | $ 29,684 | $ 30,034 | $ 350 | 1.2% |

* The Maintenance Fee is commonly referred to as "in-state tuition."

** Student Programs and Services Fees are listed on page 64. This fee is sometimes referred to as the "student activity fee."

*** Out-of-state students pay the Maintenance Fee (commonly referred to as "in-state tuition") and an additional fee commonly referred to as "out-of-state tuition."

**** This is commonly referred to as "out-of-state tuition."

***** Detail shown on the UTK schedule for 'Students Admitted or Readmitted Before 2013' on page 57.

The schedule above does not include differential fees assessed for certain courses: additional charge of $60 per credit hour for Engineering courses; additional charge of $123 per credit hour for 200, 300 and 400 level Nursing courses; and additional charge of $68 per credit hour for 100, 500, 600 level Business courses. There is no cap on these fees.

There is no summer school maximum for undergraduate students.

***University Fees are set by the Board of Trustees and are subject to change at any regular or called meeting of the Board.***

# *Knoxville*

## FY 2014-15 Annual Maintenance Fees, Out-of-State Tuition, and Other Fees
## Students Admitted or Readmitted Before Fall 2013

| | FY 2013-14 | FY 2014-15 | CHANGE Amount | CHANGE Percent |
|---|---|---|---|---|
| **IN-STATE** | | | | |
| **Undergraduate** | | | | |
| Maintenance Fee * | $ 8,270 | $ 8,766 | $ 496 | 6.0% |
| Other Fees: | | | | |
| Student Programs and Service Fees ** | $ 744 | $ 790 | $ 46 | 6.2% |
| Technology | 200 | 200 | | |
| Facilities | 320 | 360 | 40 | 12.5% |
| Transportation | 120 | 120 | | |
| Library Fee | 20 | 20 | | |
| International Education | 10 | 20 | 10 | 100.0% |
| Total Other Fees | $ 1,414 | $ 1,510 | $ 96 | 6.8% |
| Total Maintenance Fee and Other Fees | $ 9,684 | $ 10,276 | $ 592 | 6.1% |
| **Graduate** | | | | |
| Maintenance Fee * | $ 9,540 | $ 10,112 | $ 572 | 6.0% |
| Other Fees: | | | | |
| Student Programs and Service Fees ** | $ 744 | $ 790 | $ 46 | 6.2% |
| Technology | 200 | 200 | | |
| Facilities | 320 | 360 | 40 | 12.5% |
| Transportation | 120 | 120 | | |
| Library Fee | 20 | 20 | | |
| Total Other Fees | $ 1,404 | $ 1,490 | $ 86 | 6.1% |
| Total Maintenance Fee and Other Fees | $ 10,944 | $ 11,602 | $ 658 | 6.0% |
| **OUT-OF-STATE** | | | | |
| **Undergraduate** | | | | |
| Maintenance Fee * | $ 8,270 | $ 8,766 | $ 496 | 6.0% |
| Out-of-State Tuition *** | 18,190 | 18,190 | | |
| Maintenance Fee & Out-of-State Tuition **** | $ 26,460 | $ 26,956 | $ 496 | 1.9% |
| Other Fees: | | | | |
| Student Programs and Service Fees ** | $ 744 | $ 790 | $ 46 | 6.2% |
| Technology | 200 | 200 | | |
| Facilities | 620 | 620 | | |
| Transportation | 120 | 120 | | |
| Library Fee | 20 | 20 | | |
| International Education | 10 | 20 | 10 | 100.0% |
| Total Other Fees | $ 1,714 | $ 1,770 | $ 56 | 3.3% |
| Total Maintenance Fee, Out-of-State Tuition, and Other Fees | $ 28,174 | $ 28,726 | $ 552 | 2.0% |
| **Graduate** | | | | |
| Maintenance Fee * | $ 9,540 | $ 10,112 | $ 572 | 6.0% |
| Out-of-State Tuition *** | 18,188 | 18,188 | | |
| Maintenance Fee & Out-of-State Tuition **** | $ 27,728 | $ 28,300 | $ 572 | 2.1% |
| Other Fees: | | | | |
| Student Programs and Service Fees ** | $ 744 | $ 790 | $ 46 | 6.2% |
| Technology | 200 | 200 | | |
| Facilities | 620 | 620 | | |
| Transportation | 120 | 120 | | |
| Library Fee | 20 | 20 | | |
| Total Other Fees | 1,704 | 1,750 | 46 | 2.7% |
| Total Maintenance Fee, Out-of-State Tuition, and Other Fees | $ 29,432 | $ 30,050 | $ 618 | 2.1% |

* The Maintenance Fee is commonly referred to as "in-state tuition."

** Student Programs and Services Fees are listed on page 64. This fee is sometimes referred to as the "student activity fee."

*** Out-of-state students pay the Maintenance Fee (commonly referred to as "in-state tuition") and an additional fee commonly referred to as "out-of-state tuition."

**** This is commonly referred to as "out-of-state tuition."

The schedule above does not include differential fees assessed for certain courses: additional charge of $60 per credit hour for Engineering courses; additional charge of $123 per credit hour for 200, 300 and 400 level Nursing courses; and additional charge of $68 per credit hour for 100, 500, 600 level Business courses. There is no cap on these fees.

There is no summer school maximum for undergraduate students.

***University Fees are set by the Board of Trustees and are subject to change at any regular or called meeting of the Board.***

# *Knoxville - College of Law*

## FY 2014-15 Annual Maintenance Fees, Out-of-State Tuition, and Other Fees

| | FY 2013-14 | FY 2014-15 | CHANGE Amount | CHANGE Percent |
|---|---|---|---|---|
| **IN-STATE** | | | | |
| Maintenance Fee * | $ 16,078 | $ 16,078 | | |
| Other Fees: | | | | |
| Student Programs and Service Fees ** | $ 744 | $ 790 | $ 46 | 6.2% |
| Technology | 200 | 200 | | |
| Facilities | 320 | 360 | 40 | 12.5% |
| Transportation | 120 | 120 | | |
| Law Library Fee | 250 | 250 | | |
| Law Enhancement Fee | 1,250 | 1,250 | | |
| Total Other Fees | $ 2,884 | $ 2,970 | $ 86 | 3.0% |
| Total Maintenance Fee and Other Fees | $ 18,962 | $ 19,048 | $ 86 | 0.5% |
| ***Summer Semester Only*** | | | | |
| Maintenance Fee* | $ 5,364 | $ 5,364 | | |
| Other Fees: | | | | |
| Student Programs and Service Fees ** | $ 226 | $ 240 | $ 14 | 6.2% |
| Technology | 100 | 100 | | |
| Facilities | 160 | 180 | 20 | 12.5% |
| Transportation | 60 | 60 | | |
| Total Other Fees | $ 546 | $ 580 | $ 34 | 6.2% |
| Total Maintenance Fee and Other Fees | $ 5,910 | $ 5,944 | $ 34 | 0.6% |
| **OUT-OF-STATE** | | | | |
| Maintenance Fee* | $ 16,078 | $ 16,078 | | |
| Out-of-State Tuition *** | 18,444 | 18,444 | | |
| Maintenance Fee & Out-of-State Tuition **** | $ 34,522 | $ 34,522 | | |
| Other Fees: | | | | |
| Student Programs and Service Fees ** | $ 744 | $ 790 | $ 46 | 6.2% |
| Technology | 200 | 200 | | |
| Facilities | 620 | 620 | | |
| Transportation | 120 | 120 | | |
| Law Library Fee | 250 | 250 | | |
| Law Enhancement Fee | 1,250 | 1,250 | | |
| Total Other Fees | $ 3,184 | $ 3,230 | $ 46 | 1.4% |
| Total Maintenance Fee & Out-of-State Tuition, and Other Fees | $ 37,706 | $ 37,752 | $ 46 | 0.1% |
| ***Summer Semester Only*** | | | | |
| Maintenance Fee * | $ 5,364 | $ 5,364 | | |
| Out-of-State Tuition *** | 6,145 | 6,145 | | |
| Maintenance Fee & Out-of-State Tuition **** | $ 11,509 | $ 11,509 | | |
| Other Fees: | | | | |
| Student Programs and Service Fees ** | $ 226 | $ 240 | $ 14 | 6.2% |
| Technology | 100 | 100 | | |
| Facilities | 310 | 310 | | |
| Transportation | 60 | 60 | | |
| Total Other Fees | $ 696 | $ 710 | $ 14 | 2.0% |
| Total Maintenance Fee & Out-of-State Tuition, and Other Fees | $ 12,205 | $ 12,219 | $ 14 | 0.1% |

* The Maintenance Fee is commonly referred to as "in-state tuition."

** Student Programs and Services Fees are listed on page 64. This fee is sometimes referred to as the "student activity fee."

*** Out-of-state students pay the Maintenance Fee (commonly referred to as "in-state-tuition") and an additional fee commonly referred to as "out-of-state tuition".

**** This is commonly referred to as "out-of-state tuition."

***University Fees are set by the Board of Trustees and are subject to change at any regular or called meeting of the Board.***

# *Martin*

## FY 2014-15 Annual Maintenance Fees, Out-of-State Tuition, and Other Fees

| | FY 2013-14 | FY 2014-15 | CHANGE Amount | CHANGE Percent |
|---|---|---|---|---|
| **IN-STATE** | | | | |
| **Undergraduate** | | | | |
| Maintenance Fee * | $ 6,336 | $ 6,716 | $ 380 | 6.0% |
| Other Fees: | | | | |
| Student Programs and Service Fees ** | $ 814 | $ 894 | $ 80 | 9.8% |
| Technology | 200 | 250 | 50 | 25.0% |
| Yearbook | 14 | 14 | | |
| Facilities | 150 | 150 | | |
| Total Other Fees | $ 1,178 | $ 1,308 | $ 130 | 11.0% |
| Total Maintenance Fee and Other Fees | $ 7,514 | $ 8,024 | $ 510 | 6.8% |
| **Graduate** | | | | |
| Maintenance Fee* | $ 7,560 | $ 8,014 | $ 454 | 6.0% |
| Other Fees: | | | | |
| Student Programs and Service Fees ** | $ 814 | $ 894 | $ 80 | 9.8% |
| Technology | 200 | 250 | 50 | 25.0% |
| Facilities | 150 | 150 | | |
| Total Other Fees | $ 1,164 | $ 1,294 | $ 130 | 11.2% |
| Total Maintenance Fee and Other Fees | $ 8,724 | $ 9,308 | $ 584 | 6.7% |
| **OUT-OF-STATE** | | | | |
| **Undergraduate** | | | | |
| Maintenance Fee* | $ 6,336 | $ 6,716 | $ 380 | 6.0% |
| Out-of-State Tuition *** | 13,944 | 13,944 | | |
| Maintenance Fee & Out-of-State Tuition **** | $ 20,280 | $ 20,660 | $ 380 | 1.9% |
| Other Fees: | | | | |
| Student Programs and Service Fees ** | $ 814 | $ 894 | $ 80 | 9.8% |
| Technology | 200 | 250 | 50 | 25.0% |
| Yearbook | 14 | 14 | | |
| Facilities | 150 | 150 | | |
| Total Other Fees | $ 1,178 | $ 1,308 | $ 130 | 11.0% |
| Total Maintenance Fee & Out-of-State Tuition, and Other Fees | $ 21,458 | $ 21,968 | $ 510 | 2.4% |
| **Graduate** | | | | |
| Maintenance Fee * | $ 7,560 | $ 8,014 | $ 454 | 6.0% |
| Out-of-State Tuition *** | 13,944 | 13,944 | | |
| Maintenance Fee & Out-of-State Tuition **** | $ 21,504 | $ 21,958 | $ 454 | 2.1% |
| Other Fees: | | | | |
| Student Programs and Service Fees ** | $ 814 | $ 894 | $ 80 | 9.8% |
| Technology | 200 | 250 | 50 | 25.0% |
| Facilities | 150 | 150 | | |
| Total Other Fees | $ 1,164 | $ 1,294 | $ 130 | 11.2% |
| Total Maintenance Fee & Out-of-State Tuition, and Other Fees | $ 22,668 | $ 23,252 | $ 584 | 2.6% |

* The Maintenance Fee is commonly referred to as "in-state tuition."

** Student Programs and Services Fees are listed on page 64. This fee is sometimes referred to as the "student activity fee."

*** Out-of-state students pay the Maintenance Fee (commonly referred to as "in-state-tuition") and an additional fee commonly referred to as "out-of-state tuition".

**** This is commonly referred to as "out-of-state tuition."

***University Fees are set by the Board of Trustees and are subject to change at any regular or called meeting of the Board.***

# *Space Institute*

## FY 2014-15 Annual Maintenance Fees, Out-of-State Tuition, and Other Fees

| | FY 2013-14 | FY 2014-15 | CHANGE Amount | CHANGE Percent |
|---|---|---|---|---|
| **IN-STATE** | | | | |
| Maintenance Fee * | $ 9,540 | $ 10,112 | $ 572 | 6.0% |
| Other Fees: | | | | |
| Student Programs and Service Fees ** | $ 180 | $ 180 | | |
| Total Maintenance Fee and Other Fees | $ 9,720 | $ 10,292 | $ 572 | 5.9% |
| ***Summer Semester Only*** | | | | |
| *Maintenance Fee** | $ 4,770 | $ 5,056 | $ 286 | 6.0% |
| *Other Fees:* | | | | |
| *Programs & Services ** | $ 75 | $ 75 | | |
| *Total Maintenance Fee and Other Fees* | $ 4,845 | $ 5,131 | $ 286 | 5.9% |
| **OUT-OF-STATE** | | | | |
| Maintenance Fee * | $ 9,540 | $ 10,112 | $ 572 | 6.0% |
| Out-of-State Tuition *** | 18,188 | 18,188 | | |
| Maintenance Fee & Out-of-State Tuition **** | $ 27,728 | $ 28,300 | $ 572 | 2.1% |
| Other Fees: | | | | |
| Student Programs and Service Fees ** | $ 180 | $ 180 | | |
| Total Maintenance Fee & Out-of-State Tuition, and Other Fees | $ 27,908 | $ 28,480 | $ 572 | 2.1% |
| ***Summer Semester Only*** | | | | |
| Maintenance Fee * | $ 4,770 | $ 5,056 | $ 286 | 6.0% |
| Out-of-State Tuition *** | 9,094 | 9,094 | | |
| Maintenance Fee & Out-of-State Tuition **** | $ 13,864 | $ 14,150 | $ 286 | 2.1% |
| Other Fees: | | | | |
| Student Programs and Service Fees ** | $ 75 | $ 75 | $ - | 0.0% |
| Total Maintenance Fee & Out-of-State Tuition, and Other Fees | $ 13,939 | $ 14,225 | $ 286 | 2.1% |

* The Maintenance Fee is commonly referred to as "in-state tuition."

** Student Programs and Services Fees are listed on page 64. This fee is sometimes referred to as the "student activity fee."

*** Out-of-state students pay the Maintenance Fee (commonly referred to as "in-state-tuition") and an additional fee commonly referred to as "out-of-state tuition".

**** This is commonly referred to as "out-of-state tuition."

***University Fees are set by the Board of Trustees and are subject to change at any regular or called meeting of the Board.***

# *Health Science Center*

**FY 2014-15 Annual Maintenance Fees, Out-of-State Tuition, and Other Fees**

| | FY 2013-14 | FY 2014-15 | CHANGE Amount | CHANGE Percent |
|---|---|---|---|---|
| **IN-STATE** | | | | |
| **Maintenance Fee** | | | | |
| **Graduate Health Sciences** | $ 10,080 | $ 10,080 | | |
| MS Pharmacology | 15,000 | 15,000 | | |
| **Medicine** | | | | |
| Class of 2018 | $ - | $ 33,030 | NEW | |
| Class of 2017 | 33,030 | 33,030 | | |
| Class of 2016 | 32,070 | 32,070 | | |
| Class of 2015 | 31,140 | 31,140 | | |
| **Dentistry** | | | | |
| General DDS****** | $ 27,900 | $ 27,900 | | |
| Dental Hygiene Bachelor of Science | 7,546 | 7,546 | | |
| **Pharmacy** | $ 21,020 | $ 21,020 | | |
| **Nursing** | | | | |
| Bachelors***** | $ 8,000 | $ 8,000 | | |
| Graduate | 11,740 | 11,740 | | |
| **Health Professions** | | | | |
| Entry Level Bachelor of Science | | | | |
| Medical Technology | $ 7,546 | $ 7,546 | | |
| Entry Level Advanced Degrees * | 12,580 | 12,580 | | |
| Entry Lev Adv Degrees Audiology/Speech Path** | 11,470 | 11,470 | | |
| Entry Lev Adv Degree Physician Assistant**** | 14,000 | 14,000 | | |
| Post-Professional Degrees *** | 9,120 | 9,120 | | |
| **OUT-OF-STATE** | | | | |
| **Graduate Health Sciences** | $ 29,040 | $ 29,040 | | |
| MS Pharmacology | 23,000 | 23,000 | | |
| **Medicine** | | | | |
| Class of 2018 | $ - | $ 65,460 | NEW | |
| Class of 2017 | 65,460 | 65,460 | | |
| Class of 2016 | 63,560 | 63,560 | | |
| Class of 2015 | 61,700 | 61,700 | | |
| **Dentistry** | | | | |
| General DDS****** | $ 66,070 | $ 66,070 | | |
| Dental Hygiene Bachelor of Science | 25,570 | 25,570 | | |
| **Pharmacy** | $ 40,600 | $ 40,600 | | |
| **Nursing** | | | | |
| Bachelors***** | $ 24,000 | $ 24,000 | | |
| Graduate | 28,300 | 28,300 | | |
| **Health Professions** | | | | |
| Entry Level Bachelor of Science | | | | |
| Medical Technology | $ 25,570 | $ 25,570 | | |
| Entry Level Advanced Degrees * | 30,300 | 30,300 | | |
| Entry Lev Adv Degrees Audiology/Speech Path** | 27,630 | 27,630 | | |
| Entry Lev Adv Degree Physician Assistant**** | 24,000 | 24,000 | | |
| Post-Professional Degrees *** | 26,870 | 26,870 | | |

**NOTE:**

* **Entry Level Advanced Degrees**
Doctor of Physical Therapy
Master of Cytopathology
Master of Occupational Therapy

** **Entry Level Advanced Degrees Audiology/Speech Path**
Doctor of Audiology
Master of Science in Speech-Language Pathology
Transitional Doctor of Audiology

*** **Post-Professional Degrees**
Doctor of Science in Physical Therapy
Master of Science in Physical Therapy
Transitional Doctor of Physical Therapy
Master of Science in Clinical Lab Sciences

**** **Entry Level Advanced Degree Physician Assistant**
This degree started in Spring 2014.

***** **Nursing Bachelors Degree**
This degree was reinstated in Fall 2013.

****** **Transitional DDS**
This is a required program for students that have a Dentistry degree from a foreign country but wish to be certified to practice in the United States. These students are given advanced standing status and are required to only complete the last 2 years (or 3 years based on a standard skills assessment) of the regular Dentistry program in order to receive a Doctor of Dental Science (DDS) degree in the United States. The students will be charged a flat $70,000 annual rate even though they may be US citizens and residents of Tennessee due to the special circumstances for their admission.

***University Fees are set by the Board of Trustees and are subject to change at any regular or called meeting of the Board.***

# *Veterinary Medicine*

## FY 2014-15 Annual Maintenance Fees, Out-of-State Tuition, and Other Fees

| | FY 2013-14 | FY 2014-15 | CHANGE Amount | CHANGE Percent |
|---|---|---|---|---|
| **IN-STATE** | | | | |
| Maintenance Fee * | $ 22,638 | $ 23,770 | $ 1,132 | 5.0% |
| Other Fees: | | | | |
| Student Programs and Service Fees ** | $ 744 | $ 790 | $ 46 | 6.2% |
| Technology | 200 | 200 | | |
| Facilities | 320 | 360 | 40 | 12.5% |
| Transportation | 120 | 120 | | |
| Total Other Fees | $ 1,384 | $ 1,470 | $ 86 | 6.2% |
| Total Maintenance Fee and Other Fees | $ 24,022 | $ 25,240 | $ 1,218 | 5.1% |
| **OUT-OF-STATE** | | | | |
| Maintenance Fee * | $ 22,638 | $ 23,770 | $ 1,132 | 5.0% |
| Out-of-State Tuition *** | 27,800 | 27,800 | | |
| Maintenance Fee & Out-of-State Tuition **** | $ 50,438 | $ 51,570 | $ 1,132 | 2.2% |
| Other Fees: | | | | |
| Student Programs and Service Fees ** | $ 744 | $ 790 | $ 46 | 6.2% |
| Technology | 200 | 200 | | |
| Facilities | 620 | 620 | | |
| Transportation | 120 | 120 | | |
| Total Other Fees | $ 1,684 | $ 1,730 | $ 46 | 2.7% |
| Total Maintenance Fee & Out-of-State Tuition, and Other Fees | $ 52,122 | $ 53,300 | $ 1,178 | 2.3% |

* The Maintenance Fee is commonly referred to as "in-state tuition."

** Student Programs and Services Fees are listed on page 64. This fee is sometimes referred to as the "student activity fee."

*** Out-of-state students pay the Maintenance Fee (commonly referred to as "in-state-tuition") and an additional fee commonly referred to as "out-of-state tuition".

**** This is commonly referred to as "out-of-state tuition."

***** Students are required to complete a minimum of 9 semesters, attending one summer term immediately before the final fall and spring semesters of their 4-year professional degree program. The CVM assesses fee payment for 8 semesters of academic work, but no fees for summer semester enrollment which is consistent with common practice among its national peers.

***University Fees are set by the Board of Trustees and are subject to change at any regular or called meeting of the Board.***

# *Other Fees*

## FY 2014-15 Maintenance and Annual Tuition and Other

| | FY 2013-14 | FY 2014-15 | AMOUNT CHANGE |
|---|---|---|---|
| **EXECUTIVE MBA PROGRAMS** | | | |
| **1-YEAR PROGRAMS - Knoxville** | | | |
| Senior Executive MBA | $ 69,500 | $ 69,500 | |
| Aerospace Executive MBA | 64,000 | 66,000 | $ 2,000 |
| Professional Executive MBA | 46,500 | 46,500 | |
| Physician Executive MBA ** | 74,000 | 76,000 | 2,000 |
| Global Supply Chain Executive MBA | 82,500 | 82,500 | |
| Health Care Leadership MBA ** | | 65,000 | NEW |
| **2-YEAR PROGRAM - Chattanooga** | | | |
| Executive MBA - In-State * | $ 44,000 | $ 44,000 | |
| Executive MBA - Out-of-State * | 49,000 | 49,000 | |
| **PROFESSIONAL MASTERS PROGRAMS** | | | |
| **Knoxville** | | | |
| Masters of Science in Industrial Engineering | $ 16,000 | $ 16,000 | |
| Masters of Human Resource Management * | | 3,000 | NEW |
| Master Business Analytics Program in Statistics, Operations, and Management Science | | 4,500 | NEW |
| Master of Accountancy in Accounting and Information Management | $ 3,000 | $ 4,500 | $ 1,500 |

* Effective August, 2014

** Effective January, 2015

| | | | |
|---|---|---|---|
| **DISABLED/ELDERLY PERSONS** | | | |
| *Disabled/Elderly Persons covered under Tennessee Code 49-7-113* | | | |
| **COURSES FOR CREDIT** | | | |
| Per Semester Hour | $ 7 | $ 7 | |
| Maximum Fee per Semester | 70 | 70 | |
| **AUDIT COURSES** | No Charge | No Charge | |
| **DISTANCE EDUCATION - KNOXVILLE** | | | |
| *(Distance Education Students Only)* | | | |
| Distance Education Support | $ 46 | $ 46 | |

*University Fees are set by the Board of Trustees and are subject to change at any regular or called meeting of the Board.*

# *Student Programs and Services Fee*

## FY 2014-15 Annual Fees

| | FY 2013-14 | FY 2014-15 | AMOUNT CHANGE | PERCENT CHANGE |
|---|---|---|---|---|
| **KNOXVILLE (Includes College of Law and Veterinary Medicine)** | | | | |
| **FALL AND SPRING** | | | | |
| Student Activity* | $ 210 | $ 228 | $ 18 | 8.6% |
| Debt Service | 258 | 282 | 24 | 9.3% |
| Health Services | 194 | 198 | 4 | 2.1% |
| Counseling | 82 | 82 | | |
| Total | $ 744 | $ 790 | $ 46 | 6.2% |
| ***Summer Semester Only*** | | | | |
| *Student Activity** | *$ 64* | *$ 69* | *$ 5* | 7.8% |
| *Debt Service* | *78* | *86* | *8* | 10.3% |
| *Health Services* | *59* | *60* | *1* | 1.7% |
| *Counseling* | *25* | *25* | | |
| *Total* | *$ 226* | *$ 240* | *$ 14* | 6.2% |
| **SPACE INSTITUTE** | | | | |
| **FALL AND SPRING** | | | | |
| Student Activity | $ 180 | $ 180 | | |
| ***Summer Semester Only*** | | | | |
| *Student Activity* | *$ 75* | *$ 75* | | |
| **CHATTANOOGA** | | | | |
| Student Activity | $ 240 | $ 240 | | |
| Debt Service | 300 | 300 | | |
| Health Services | 50 | 120 | 70 | 140.0% |
| Total | $ 590 | $ 660 | $ 70 | 11.9% |
| **MARTIN** | | | | |
| Student Activity - Non Athletic | $ 126 | $ 146 | $ 20 | 15.9% |
| Student Activity - Athletic | 308 | 308 | | |
| Student Health & Counseling | NEW | 60 | 60 | NEW |
| Debt Service | 380 | 380 | | |
| Total | $ 814 | $ 894 | $ 80 | 9.8% |

***University Fees are set by the Board of Trustees and are subject to change at any regular or called meeting of the Board.***

# *Health Science Center*
# *Student Programs and Services and Other Fees*
## FY 2014-15 Annual Tuition and Fees

| | FY 2013-14 | FY 2014-15 | AMOUNT CHANGE |
|---|---|---|---|
| **Student Programs and Service Fees and Other Fees** | | | |
| **Programs & Services** | | | |
| Student Activity | $ 26 | $ 26 | |
| Campus Recreation | 40 | 40 | |
| Campus Improvement | 50 | 50 | |
| Debt Service | 54 | 54 | |
| Health Services | 200 | 200 | |
| Counseling | 180 | 180 | |
| Total Programs & Services Fees | $ 550 | $ 550 | |
| **Technology Fee** | 200 | 200 | |
| **Graduation/Yearbook** | 50 | 50 | |
| Total | $ 800 | $ 800 | |
| **Other Fees** | | | |
| **Health Insurance** | $ 2,068 | $ 2,223 | $ 155 |
| **Hepatitis Immunization** | 230 | 230 | |
| **Disability Insurance** | 48 | 48 | |
| **Malpractice Insurance** | | | |
| Medicine | | | |
| Class of 2017 | 24 | 24 | |
| Class of 2016 | 24 | 24 | |
| Class of 2015 | 72 | 72 | |
| Class of 2014 | 72 | 72 | |
| Pharmacy | 25 | 20 | (5) |
| Nursing | 25 | 20 | (5) |
| Allied Health Sciences | 25 | 20 | (5) |
| Dentistry | 5 | 18 | 13 |
| **Other Fees - Allied Health** | | | |
| Laptop Computer Fee | $ 1,200 | $ 1,200 | |
| Digital Course Materials Fee | 865 | 865 | |
| **Other Fees - Nursing** | | | |
| CON Pre-Licensure Digital Course Materials Fee | | $ 2,646 | NEW |
| CON BSN Digital Course Materials Fee | | 1,206 | NEW |
| CON CNL Digital Course Materials Fee | | 832 | NEW |
| CON Nursing Kit | | 220 | NEW |
| CON Digital Equipment Fee | | 368 | NEW |
| **Other Fees - Dentistry** | | | |
| Dentistry Student Government | $ 60 | $ 60 | |
| Laboratory and Clinical Utilization Fee | 2,200 | 2,200 | |
| Graduate Endodontics Clinical Utilization Fee | 12,750 | 12,750 | |
| Graduate Orthodontics Clinical Utilization Fee | | 7,000 | NEW |

***University Fees are set by the Board of Trustees and are subject to change at any regular or called meeting of the Board.***

# *Online Fees - Chattanooga*

## FY 2014-15 Annual Maintenance Fees, Out-of-State Tuition, and Other Fees

| | FY 2013-14 | FY 2014-15 | CHANGE Amount | CHANGE Percent |
|---|---|---|---|---|
| **UT ONLINE - Chattanooga** | | | | |
| UT online course and support fees are charged per credit hour with no maximum credit hour cap on the distance campus. The online support fee also applies to each online credit hour taken by on-campus students. | | | | |
| **UNDERGRADUATE** | | | | |
| **IN-STATE** | | | | |
| Course Fee | $ 253 | $ 268 | $ 15 | 6.0% |
| Online Support | 56 | 56 | | |
| Total | $ 309 | $ 324 | $ 15 | 4.9% |
| **OUT-OF-STATE** | | | | |
| Course Fee | $ 277 | $ 294 | $ 17 | 6.0% |
| Online Support | 56 | 56 | | |
| Total | $ 333 | $ 350 | $ 17 | 5.0% |
| **GRADUATE** | | | | |
| **IN-STATE** | | | | |
| Course Fee | $ 404 | $ 428 | $ 24 | 6.0% |
| Online Support | 56 | 56 | | |
| Total | $ 460 | $ 484 | $ 24 | 5.3% |
| **OUT-OF-STATE** | | | | |
| Course Fee | $ 448 | $ 475 | $ 27 | 6.0% |
| Online Support | 56 | 56 | | |
| Total | $ 504 | $ 531 | $ 27 | 5.3% |
| **2 Year Professional MBA Program *** | | | | |
| In-State | $ 25,200 | $ 27,348 | $ 2,148 | 8.5% |
| Out-of-State | 26,784 | 29,004 | 2,220 | 8.3% |

** Includes 6% increase for maintenance and out-of-state tuition. The online support fee has not changed. Additional increase due to School of Business differential fee approved at the 2013 Winter Board meeting and implemented over a 2 year period.*

***University Fees are set by the Board of Trustees and are subject to change at any regular or called meeting of the Board.***

# *Online Fees - Martin*

## FY 2014-15 Annual Maintenance Fees, Out-of-State Tuition, and Other Fees

| | FY 2013-14 | FY 2014-15 | CHANGE Amount | CHANGE Percent |
|---|---|---|---|---|
| **UT ONLINE - Martin** | | | | |
| UT online course fees are charged per credit hour with no maximum credit hour cap. This applies to all students, including on-campus students. | | | | |
| **UNDERGRADUATE** | | | | |
| **IN-STATE** | | | | |
| Course Fee | $ 264 | $ 280 | $ 16 | 6.0% |
| Online Support | 56 | 56 | | |
| Total | $ 320 | $ 336 | $ 16 | 5.0% |
| **OUT-OF-STATE** | | | | |
| Course Fee | $ 289 | $ 306 | $ 17 | 6.0% |
| Online Support | 56 | 56 | | |
| Total | $ 345 | $ 362 | $ 17 | 5.0% |
| **GRADUATE** | | | | |
| **IN-STATE** | | | | |
| Course Fee | $ 451 | $ 478 | $ 27 | 6.0% |
| Online Support | 56 | 56 | | |
| Total | $ 507 | $ 534 | $ 27 | 5.3% |
| **OUT-OF-STATE** | | | | |
| Course Fee | $ 497 | $ 527 | $ 30 | 6.0% |
| Online Support | 56 | 56 | | |
| Total | $ 553 | $ 583 | $ 30 | 5.4% |

*University Fees are set by the Board of Trustees and are subject to change at any regular meeting of the Board.*

# *Online Fees - Health Science Center*

**FY 2014-15 Annual Maintenance Fees, Out-of-State Tuition, and Other Fees**

| | FY 2013-14 | FY 2014-15 | CHANGE Amount | CHANGE Percent |
|---|---|---|---|---|
| **HEALTH SCIENCE CENTER ONLINE** | | | | |
| HSC online course fees are charged per credit hour with no maximum credit hour cap. | | | | |
| **UNDERGRADUATE** | | | | |
| **IN-STATE** | | | | |
| Maintenance Fee | $ 350 | $ 350 | | |
| Online Support | 46 | 46 | | |
| Total | $ 396 | $ 396 | | |
| **OUT-OF-STATE** | | | | |
| Maintenance Fee | $ 350 | $ 350 | | |
| Out-of-State Tuition | 65 | 65 | | |
| Online Support | 46 | 46 | | |
| Total | $ 461 | $ 461 | | |
| **GRADUATE** | | | | |
| **IN-STATE** | | | | |
| Maintenance Fee | $ 640 | $ 640 | | |
| Online Support | 46 | 46 | | |
| Total | $ 686 | $ 686 | | |
| **OUT-OF-STATE** | | | | |
| Maintenance Fee | $ 640 | $ 640 | | |
| Out-of-State Tuition | 65 | 65 | | |
| Online Support | 46 | 46 | | |
| Total | $ 751 | $ 751 | | |

***University Fees are set by the Board of Trustees and are subject to change at any regular or called meeting of the Board.***

# *The University of Tennessee*
# *FY 2014-15 Budget Document*

Charles M. Peccolo, Treasurer & Chief Financial Officer

**System Budget and Finance Office**
Ron Maples, Controller
Ron Loewen, Budget Director
John Bodin-Henderson

*We gratefully acknowledge the effort and cooperation of the campus and unit budget staff and the IRIS staff who contribute to the preparation of the University budget.*

**Knoxville**
Chris Cimino, Chief Business Officer
Jonee Daniels Lindstrom
James Price
Suzan Thompson
Gary Gray
David Price
Kim Givens

**Chattanooga**
Richard Brown, Chief Business Officer
Vanasia Parks
Danny Grant
Tyler Forrest

**Martin**
Nancy Yarbrough, Interim Chief Business Officer
Petra McPhearson
Charles Covington

**Space Institute**
Penny Oliver

**Health Science Center**
Anthony Ferrara, Chief Business Officer
Pam Vaughn
Charles Cossar
Kimberly Moore
Betty Lee Pace

**Institute for Agriculture**
Tim Fawver, Chief Business Officer
Cynthia Nichols
David Stone
Missy Kitts
Tonya Kenley
Kathy Yates

**Institute for Public Service**
Gail White, Chief Business Officer

**IRIS**
Les Mathews
Richard Smith
Mark Hall
Laurie Rees
Denise Haley
David Goforth

The University of Tennessee does not discriminate on the basis of race, sex, color, religion, national origin, age, disability or veteran status in provision of educational programs and services or employment opportunities and benefits. This policy extends to both employment by and admission to the University.

The University does not discriminate on the basis of race, sex, or disability in its education programs and activities pursuant to the requirements of Title VI of the Civil Rights Act of 1964, Title IX of the Education Amendments of 1972, Section 504 of the Rehabilitation Act of 1973, and the Americans with Disabilities Act (ADA) of 1990.

Inquiries and charges of violation concerning Title VI, Title IX, Section 504, ADA or the Age Discrimination in Employment Act (ADEA) or any of the other above referenced policies should be directed to the Office of Equity and Diversity (OED), 1840 Melrose Avenue, Knoxville, TN 37996-3560, telephone (865) 974-2498 (V/TTY available) or 974-2440. Requests for accommodation of a disability should be directed to the ADA Coordinator at the UT Knoxville Office of Human Resources, 600 Henley Street, Knoxville, TN 37996-4125.

THE UNIVERSITY OF TENNESSEE
FY 2015 COMPENSATION GUIDELINES

While there will be no across the board general salary increases for FY 2014-15, there are selective mid-year merit increases and one-time bonuses included in the budget. In addition, other salary increases and incentive or bonus payments are also permissible during the fiscal year if the intended action falls under one of the categories listed below. The availability of funding, such as budgeted increases in externally funded proposals or use of payroll savings, are not by themselves sufficient justification for authorizing a salary increase or an incentive or bonus payment. Any of these compensation actions should be accomplished in consultation with the campus or institute human resources and business offices.

**Qualifying Compensation Actions in Addition to the General Salary Increase:**

a. Promotions in rank.
b. Promotions resulting from the hiring/transfer process in accordance with policy.
c. Job reclassifications resulting from job reviews. Any salary adjustments are in accordance with policy. Job reviews involving potential compensation changes are currently limited to the following events:
    i. Department or sub-department reorganization (requires explanation of reorganization)
    ii. Reclassification of position(s) and/or assumption of additional duties (requires explanation)
    iii. Cyclical position review according to current protocol
d. To bring employees to salary schedule minimums**.**
e. Advancement through approved career ladders**.**
f. Contractual agreements.
g. Compression: Increases based on comparison with others in the same job title and work unit who have comparable qualifications and performance.
h. Market: Increases implemented under extraordinary circumstances, providing non-standard "off-cycle" salary increases to faculty and staff in positions acutely critical in support of the university's mission; implemented on a case-by-case basis, in consideration of the external job market for similar positions.
i. Merit Pay: An increase in total compensation based on documented performance within a defined period with an established method to assess an employee's performance. Merit Pay may be an increase to base pay or a non-recurring lump-sum payment.
j. Retention Pay: An exceptional circumstance in which an increase in total compensation is granted to a high-performing employee in a mission-critical position to retain his/her services. Such retention payments may or may not be associated with an offer of employment from another organization.
k. Incentive Pay: A pre-determined lump-sum payment to an individual or to a defined group to reward the accomplishment of documented results achieved over a defined period of time.
l. Bonuses: A discretionary lump-sum payment to recognize exceptional service at a point in time.
m. Correction of any university error.

**REQUIRED APPROVALS APPEAR ON THE FOLLOWING PAGE**

**APPROVALS**

1. Employees will not be notified of proposed or pending salary increases or incentive or bonus payments until all required approvals are obtained.

2. Salary increases that exceed 10% of base salaries require approval by the Chief Financial Officer or his designee before implementation.

3. Salary increases and incentive or bonus payments for coaches and athletic directors, regardless of the amount, require approval by the Chief Financial Officer or his designee before implementation. If the salary increase, incentive payment, or bonus payment is to be made in accordance with the terms of a written employment agreement, the Chief Financial Officer's approval of the employment agreement satisfies this requirement.

4. Salary increases and incentive or bonus payments for the Chancellors and other elected University Officers must be approved by the Board of Trustees on the recommendation of the President and the Executive and Compensation Committee.

5. Incentive Compensation Plans must be reviewed and recommended by the University's Compensation Advisory Board and approved by the Chief Financial Officer and the President.

6. Chancellors and Vice Presidents serving as Institute chief administrators, or their designees, are authorized to approve salary increases and incentive or bonus payments in accordance with these guidelines and are accountable for assuring campus/institute/system compliance.

7. Salary increases and incentive or bonus payments outside these guidelines, along with written justification documenting the need for an exceptional approval, must be submitted to the campus or institute chief business officer (CBO). If approved by the CBO, the request is submitted to the CFO for approval.

8. A retroactive salary increase has an effective date prior to the date it is processed, e.g., to correct a university error or to include external budget changes. For other situations, in consultation with the campus or institute human resources office, departments must provide supporting documentation of the need for a retroactive increase to the campus or institute CBO for approval.

RESOLUTION
OF
THE UNIVERSITY OF TENNESSEE
BOARD OF TRUSTEES
JUNE 19, 2014

**FY 2015 Operating Budget, Student Tuition and Fees, and Compensation Guidelines**

WHEREAS, the Bylaws require the Board of Trustees to approve an annual operating budget for the University; and

WHEREAS, the proposed FY 2015 Educational and General (E&G) budget is balanced and within available resources, as is the budget for Auxiliary Enterprises; and

WHEREAS, the proposed budget complies with all applicable policies and guidelines; and

WHEREAS, the administration needs to be able to respond quickly and effectively to a significant budget shortfall due to a state impoundment of funds or appropriation rescission; and

WHEREAS, mandatory furloughs without pay, reduction of time worked, across-the-board salary reductions, and similar salary-related measures may be required to address budget reductions or a budgetary shortfall; and

WHEREAS, the Bylaws further require the Board of Trustees to approve student tuition and fees;

NOW THEREFORE BE IT RESOLVED that:

1. The FY 2015 proposed operating budget is approved with the understanding that if the General Assembly or the Department of Finance and Administration further alters the FY 2015 appropriations or if changes in estimated resources require, the budget shall be modified accordingly so expenditures will not exceed available resources.

2. The Board of Trustees expressly authorizes the campus, institute and unit administrations, in response to budget reductions or a budgetary shortfall, to implement mandatory furloughs without pay, reduction of time worked, across-the-board salary reductions, and similar salary-related measures during FY 2015, subject to approval by the Executive and Compensation Committee, the

President, and the Treasurer and Chief Financial Officer in consultation with the General Counsel and Human Resources.

3. The proposed tuition and fee schedules are adopted for FY 2014-15.

4. The proposed FY 2015 salary and wage compensation plan and the FY 2015 Compensation Guidelines are approved.

5. Any additional general salary increases that exceed the FY 2015 salary and wage plan may only be granted upon approval by the Board of Trustees.

6. Any remaining balance of Net Assets may be considered as a reserve for contingencies to be used for:

    a. Employing additional staff where enrollments and reorganization requirements warrant;

    b. Modifying departmental operating budgets where changing conditions during the year require funding adjustments;

    c. Funding to make salary adjustments for personnel as may be necessary during the year in keeping with state and university salary guidelines;

    d. Improving physical facilities for academic and research departments as opportunities arise;

    e. Mandated cost increases; and

    f. State impoundment of funds or appropriations rescission during the budget year.

All such changes shall be reported to the Board in a Revised Budget for the Board's approval.

Adopted by the Board of Trustees, this 19th day of June, 2014.

THE UNIVERSITY OF TENNESSEE
BOARD OF TRUSTEES

ACTION ITEM

DATE: June 18, 2014

COMMITTEE: Executive and Compensation

ITEM: **Performance Goals and Retention Amount for Chancellor Angle under the Performance and Retention Plan for Executive Officers**

RECOMMENDATION: Approval

PRESENTED BY: Joseph A. DiPietro, President

Under the Performance and Retention Plan for executive officers of the University, the Executive and Compensation Committee must recommend to the Board the performance goals and retention amount for each Participant. Chancellor Steve Angle becomes eligible to participate in the Plan as of July 1, 2014, having been in office for one year as of that date.

The retention period for Chancellor Angle will be July 1, 2014 through June 30, 2017. The performance goals recommended by President DiPietro follow this memorandum. President DiPietro also recommends setting the retention amount for Chancellor Angle at the maximum amount of $130,950.00. In accordance with the Plan, the maximum retention amount is calculated as 15% of Chancellor Angle's July 1, 2014 base salary multiplied by the number of years in the retention period ($291,000 x .15 = $43,650 x 3 = $130,950.00).

**MOTION:**

**That the President's recommendation of performance goals and a retention amount for Chancellor Steve Angle under the Performance and Retention Plan for executive officers be approved.**

# UTC Executive Officer Performance & Retention Plan Goals (FY2017 Update)

| | | | | | | | Base Year Data | | Evaluation Period: July 1, 2014-June 30, 2017 (FY15-FY17) | | | | Chancellor's Goal | |
|---|---|---|---|---|---|---|---|---|---|---|---|---|---|---|
| | FY2007 | FY2008 | FY2009 | FY2010 | FY2011 | FY2012 | FY2013 | *FY2014* | *FY2015* | *FY2016* | GOAL FY17 | Weight | FY17 4-Yr Incr | Incr / Yr |
| | | | | | | | | | | | | (N,I,H = Normal, Intermediate, High) | | |
| **Enhancing Educational Excellence** | | | | | | | | | | | | | | |
| **1 Six-Year Freshman Graduation Rate** | | | | | | | | | | | | | | |
| UTC | 40.9% | 39.6% | 42.3% | 37.6% | 39.5% | 38.2% | 37.1% | | | | **47.0%** | **H** | **9.9%** | **2.5%** |
| **2 Freshman Retention Rate** | | | | | | | | | | | | | | |
| UTC | 64.3% | 61.0% | 66.9% | 67.3% | 69.3% | 67.4% | 69.1% | | | | **73.0%** | **H** | **3.9%** | **1.0%** |
| **3 Total Degrees Awarded (Summer/Fall/Spring)** | | | | | | | | | | | | | | |
| UTC | 1,565 | 1,715 | 1,778 | 1,835 | 1,887 | 2,140 | 2,232 | | | | **2,490** | **H** | **11.6%** | **2.9%** |
| **Expand Research Capacities** | | | | | | | | | | | | | | |
| **4 Research and Sponsored Projects (Restricted) Expenditures (in $millions) Reported to THEC** | | | | | | | | | | | | | | |
| UTC | $11.05 | $12.01 | $10.03 | $11.75 | $11.14 | $12.44 | $11.20 | | | | **$11.27** | **I** | **0.6%** | **0.1%** |
| *The decreases in research expenditures in FY13 were mostly attributable to the withdrawal of the ARRA (stimulus) funds. UTC lost some long-term earmarks for the SimCenter that decreased extramural funds by nearly $2M.* | | | | | | | | | | | | | | |
| **4a Research and Sponsored Projects (Restricted) Expenditures Less Stimulus Funds (in $millions) Reported to THEC** | | | | | | | | | | | | | | |
| UTC | $11.05 | $12.01 | $10.03 | $11.36 | $9.66 | $10.43 | $9.70 | | | | **$9.71** | **I** | **0.1%** | **0.04%** |
| *The decreases in research expenditures in FY13 were mostly attributable to the withdrawal of the ARRA (stimulus) funds. UTC lost some long-term earmarks for the SimCenter that decreased extramural funds by nearly $2M.* | | | | | | | | | | | | | | |
| **5 Restricted and Unrestricted Research Expenditures Reported to NSF (in $millions)** | | | | | | | | | | | | | | |
| UTC | $5.53 | $6.68 | $6.29 | $10.75 | $9.25 | $10.90 | $7.84 | | | | **$9.45** | **I** | **20.5%** | **5.1%** |
| *The decreases in research expenditures in FY13 were mostly attributable to the withdrawal of the ARRA (stimulus) funds.* | | | | | | | | | | | | | | |
| **5A Restricted and Unrestricted Research Expenditures Reported to NSF Less Stimulus Funds (in $millions)** | | | | | | | | | | | | | | |
| UTC | $5.53 | $6.68 | $6.29 | $10.38 | $8.91 | $10.72 | $7.67 | | | | **$9.45** | **I** | **23.2%** | **5.8%** |
| *The decreases in research expenditures in FY13 were mostly attributable to the withdrawal of the ARRA (stimulus) funds.* | | | | | | | | | | | | | | |
| **6 Research and Sponsored Program Proposals** | | | | | | | | | | | | | | |
| UTC | 98 | 99 | 120 | 99 | 145 | 156 | 131 | | | | **180** | **I** | **37.5%** | **9.4%** |
| **7 Number of Disclosures (Inventions) (3-yr average)** | | | | | | | | | | | | | | |
| UTC | 5 | 5 | 5 | 5 | 3 | 4 | 3 | | | | **5** | **I** | **57.5%** | **14.4%** |
| **8 Revenue From Executed License Agreements (in $Thousands) (3-yr average)** | | | | | | | | | | | | | | |
| UTC | $0 | $0 | $0 | $0 | $0 | $5 | $5 | | | | **$6** | **I** | **26.0%** | **6.5%** |

# UTC Executive Officer Performance & Retention Plan Goals (FY2017 Update)

| | | | | | | | Base Year Data | | Evaluation Period: July 1, 2014-June 30, 2017 (FY15-FY17) | | | | Chancellor's Goal | |
|---|---|---|---|---|---|---|---|---|---|---|---|---|---|---|
| | FY2007 | FY2008 | FY2009 | FY2010 | FY2011 | FY2012 | FY2013 | *FY2014* | *FY2015* | *FY2016* | GOAL FY17 | Weight | FY17 4-Yr Incr | Incr / Yr |
| | | | | | | | | | | | (N,I,H = Normal, Intermediate, High) | | | |
| **Engage in Outreach and Service** | | | | | | | | | | | | | | |
| **9 Number of Participants in all Outreach and Engagement Activities** | | | | | | | | | | | | | | |
| UTC | | | | | 4,364 | 6,334 | 5,159 | | | | **6,655** | **N** | **29.0%** | **7.2%** |
| **10 Number of Patient Billings or Clients Served** | | | | | | | | | | | | | | |
| UTC Not Applicable | | | | | | | | | | | **NA** | | | |
| **11 Number of Alumni Who Donate** | | | | | | | | | | | | | | |
| UTC | 2,406 | 2,327 | 2,420 | 2,720 | 2,487 | 2,541 | 2,601 | | | | **2,759** | **N** | **6.1%** | **1.5%** |
| **Increase Effectiveness and Efficiency** | | | | | | | | | | | | | | |
| **12 Fundraising Progress (in $m)*** | | | | | | | | | | | | | | |
| UTC | $13.578 | $9.833 | $12.328 | $10.631 | $10.890 | $8.657 | $10.046 | | | | **$11.000** | **H** | **9.5%** | **2.4%** |
| * *Includes new gifts, pledges, and bequests; Variations in year-to-year progress are expected due to one-time major gifts and gifts in-kind.* | | | | | | | | | | | | | | |
| **13 Unrestricted E&G Expense per Student FTE (in 2012 $)** | | | | | | | | | | | | | | |
| UTC | $13,152 | $12,709 | $12,585 | $12,164 | $12,387 | $12,231 | $12,582 | | | | **$13,500** | **H** | **7.3%** | **1.8%** |
| *FY13 expenditures increased 6.2% over FY12, while student FTE increased 1.2%; FY14 State appropriations increased by 5.6% over FY12* | | | | | | | | | | | | | | |
| **14 Unrestricted E&G Expense per Degrees Awarded (in 2012 $)** | | | | | | | | | | | | | | |
| UTC | $63,564 | $60,466 | $59,707 | $60,352 | $61,256 | $56,291 | $58,196 | | | | **$56,000** | **H** | **-3.8%** | **-0.9%** |
| *FY13 expenditures increased 6.2% over FY12, while student degrees increased 4.2%; FY14 State appropriations increased by 5.6% over FY12* | | | | | | | | | | | | | | |
| **15 Net Cost of Tuition and Fees.** (Average percentage of total cost of tuition and mandatory fees that an undergraduate pays after subtracting financial aid grants and scholarships) | | | | | | | | | | | | | | |
| UTC | *28.2%* | *29.8%* | *31.2%* | *15.5%* | *6.2%* | *19.6%* | 24.4% | | | | **36.0%** | **H** | **11.6%** | **2.9%** |
| *In FY13, the average grant/scholarships decreased 8.4% over FY12 at UTC while tuition/fees increased by 7.4% at UTC* | | | | | | | | | | | | | | |
| **16 Tuition and Mandatory Fees as a Percent of Peer Average** | | | | | | | | | | | | | | |
| UTC | *88.9%* | *90.0%* | *88.7%* | *90.0%* | *89.8%* | *91.6%* | 92.3% | | | | **97.0%** | **H** | **4.7%** | **1.2%** |
| **17 E&G Expense Per Direct Service Contact (in 2012 $)** | | | | | | | | | | | | | | |
| UTC Not Applicable | | | | | | | | | | | **NA** | | | |
| **18 State Capital Maintenance Funded ($ in millions)** | | | | | | | | | | | | | | |
| UTC | $4.68 | $4.70 | $3.36 | $0.00 | $4.60 | $7.45 | $4.90 | | | | **$6.90** | **N** | **40.8%** | **10.2%** |

# UTC Executive Officer Performance & Retention Plan Goals (FY2017 Update)

| | | | | | | | Base Year Data | | Evaluation Period: July 1, 2014-June 30, 2017 (FY15-FY17) | | | | Chancellor's Goal | |
|---|---|---|---|---|---|---|---|---|---|---|---|---|---|---|
| | FY2007 | FY2008 | FY2009 | FY2010 | FY2011 | FY2012 | FY2013 | *FY2014* | *FY2015* | *FY2016* | GOAL FY17 | Weight | FY17 4-Yr Incr | Incr / Yr |
| | | | | | | | | | | | | (N,I,H = Normal, Intermediate, High) | | |

## Additional Goals for Chancellor Angle

* Implement a plan to achieve the goal of becoming a national competitive athletic program that emphasizes comprehensive excellence in both academics and athletics, financial sustainability, focus on student-athletes, reduction of debt, and development of a substantial financial reserve fund.

* Demonstrate improvement in employee satisfaction on the Employee Engagement Survey to facilitate recruiting and retaining a diverse employee base (i.e.: compensation, work balance, training, and sense of community).

* Reduce the gap in freshmen six-year graduation rates between minority and multi-racial students and the total.

* Increase the amount of capital funding to support renovation and new construction needs.

* Bring faculty and staff salaries closer to the median of the peer group.

* Continue to build positive relationships with students, faculty, staff, alumni, other stakeholders, donors, and governmental officials.

* Attract and retain a outstanding, diverse faculty and staff who embrace our vision, exemplify our values, and collaborate to realize our strategic priorities.

* Continue to improve and diversify the resource base to achieve campus priorities by carefully balancing state revenues, tuition, grant funding, revenue generating programs, and private support.

* Expand initiatives and opportunities for student involvement in experiential learning, internships, research, scholarship, and creative expression,

* Forge stronger partnerships and relationships with Chattanooga and the region.

# Retention Amount for Chancellor Steve Angle under the Performance and Retention Plan for Executive Officers

Section III.B.2. of the Performance and Retention Plan provides as follows: "The retention amount will not exceed the sum of fifteen (15%) of the base salary of the Participant as of July 1 of the first year of the retention period, multiplied by the number of years in the retention period."

| Name | Retention Period (Yrs) | Base Salary as of July 1, 2014 | 15% of Base Salary | Retention Amount |
|---|---|---|---|---|
| | | | | |
| Chancellor Angle | 3 | $291,000.00 | $43,650.00 | $130,950.00 |

THE UNIVERSITY OF TENNESSEE
BOARD OF TRUSTEES

5

ACTION ITEM

DATE: June 18, 2014

COMMITTEE: Executive and Compensation

ITEM: **President's Four-Year Comprehensive Performance Review of Chancellor Schwab**

RECOMMENDATION: Approval

PRESENTED BY: Joseph A. DiPietro, President

At the Executive and Compensation Committee Meeting on January 28, 2013, President DiPietro announced his plan to conduct a comprehensive performance review of Chancellors after four years in office and at subsequent four-year intervals.

During the spring of this year, President DiPietro conducted a comprehensive performance review of Chancellor Schwab. Following this memorandum are:

1. The President's report of Chancellor Schwab's review;
2. Chancellor Schwab's self-assessment;
3. Results of a 360-survey concerning Chancellor Schwab's performance; and
4. Guidelines under which the review was conducted.

**MOTION:**

**That the President's Four-Year Comprehensive Performance Review of Chancellor Schwab be approved.**

THE UNIVERSITY of TENNESSEE
KNOXVILLE, CHATTANOOGA, MARTIN, TULLAHOMA, MEMPHIS

PRESIDENT'S OFFICE

5

## Four Year Comprehensive Review

Dr. Steve Schwab
The University of Tennessee Health Science Center

Dr. Steve Schwab has served as Chancellor for the University of Tennessee Health Science Center since 2010. In this capacity he serves as the chief executive officer of the statewide portfolio of six doctoral degree granting health science colleges, including Medicine, Dentistry, Pharmacy, Nursing, Allied Health Sciences and the Graduate Health Sciences.

In terms of the educational enterprise, Dr. Schwab has brought great stability to the campus. During his tenure he has recruited and retained permanent deans in every college. His cabinet level positions are all filled, with the exception of the Vice Chancellor of Research. He has placed Dr. Lawrence Pfeffer in that role as interim during the recruitment of a permanent Vice Chancellor of Research. I am pleased that he has asked Dr. Millhorn to assist his campus leadership team in this search process for the research effort. This is a hire key to the continued growth and expansion of the research program that he has planned.

The UT Health Science Center Residents and Fellows programs have grown and improved during Dr. Schwab's watch. Dr. Schwab has also aggressively expanded residency programs geographically, including new programs in Nashville and Chattanooga.

The clinical enterprise has grown significantly over his tenure. Clinical charges from the UT Health Science Center organizations exceeded $909 million in 2012-13. This represents a $556 million increase over 2011-12 and a $579 million increase from 2010-11. The Relative Value Units earned also have shown a marked increase over the past three fiscal years, surpassing the $2.9 million mark in 2012-13. (RVU's are a nationally standardized measurement of physician work activity that evaluates work effort agnostic of charges or receipts that can vary by region and payer mix.)

Faculty practices are now established with the UT Medical Group, UT LeBonheur, UT/West/Methodist Cancer Center, UT Methodist Physicians and UT ROP (the MED). The UT-LeBonheur Pediatric Specialists Practice Group has been highly successful, moving into the Top 25 Children's Hospital and designated a Best Children's Hospital as identified by US News & World Reports. Methodist University, UT Medical Center and Erlanger also have been named as US News regional "hospital of choice." Two specific programs (Trauma at the MED and UT Methodist Transplant Institute) have been ranked in the Top Five of their respective units across the country.

800 Andy Holt Tower • Knoxville, Tennessee 37996-0180 • Phone: (865) 974-2241 • Fax: (865) 974-3753

Sponsored Programs continues to grow. The UT Health Science Center's Sponsored Programs revenue (all source non-clinical grant and contract awards, including residency support) now annually produces over $200 million annually, which makes it the largest producer of Sponsored Programs revenue in the University of Tennessee system. Sponsored Programs revenue has been on an upward trajectory since Dr. Schwab's tenure began in the Chancellor's office.

Total Research Expenditures, Number of Research Proposals, Research Award Dollars and Number of Research Awards are currently at levels that Dr. Schwab wants to improve (see the UT System Strategic Plan Dashboard). Dr. Schwab is not satisfied with these numbers, and I am pleased to see his commitment to double research awards to reach the top quartile metric for academic health science campuses. I am comfortable with his plan to grow research (as referenced in his 2010-2014 Activity Report). I expect outcomes that result in significant growth of the Health Science Center research programs in terms of all pertinent measurements in the Expand Research Capacity Section of the Strategic Plan Dashboard, and specifically in terms of an increase in expenditures reported to NSP by more than 5% per year over the next 4 years.

Dr. Schwab and his leadership team have worked with UT system officials to effectively lobby the state of Tennessee to improve campus facilities. During Dr. Schwab's tenure as Chancellor over $250 million has been committed to campus for renovations, new structures and infrastructure improvement. Additionally, Dr. Schwab has initiated an aggressive campaign to remove unused, unsafe buildings on the Memphis campus.

I am pleased with Dr. Schwab's renewed commitment to advancement work and private philanthropy. He has led the effort to obtain a full staff in the Office of Development and Alumni Affairs and has set up a good plan for facilitating alumni and donor events across the state and region. Dr. Schwab has recently engaged the UT Health Science Center's affiliated foundation, and he and his team should utilize that group of alumni and volunteers to further push the philanthropic efforts of the campus forward.

I am encouraged with Dr. Schwab's focus on the future. The UT Health Science Center Strategic Plan was approved by the University of Tennessee Board of Trustees at the winter 2014 meeting in Martin, Tennessee. The six goals for the plan are Educate Outstanding Graduates, Grow the Research Portfolio, Create Areas of Clinical Performance, Increase Visibility and Recognition, Align UTHC Resources with Areas of Excellence and Expand and Strengthen Key Partnerships. These goals, supported by the UT Health Science Center's Scorecard Metrics from the plan, are in solid alignment with the overall UT System Administration Strategic Plan.

Responses generated from the 360 degree, web-based survey yielded overall positive feedback for Dr. Schwab's job performance in the areas of:

Leadership:

- Promotes continued development of academic programs, research, productivity and national reputation of excellence
- Articulates strategic vision and long-term goals for the campus
- Establishes and maintains productive relationships on behalf of the University with the state government, the Tennessee congressional delegation, federal agencies and the community at large
- Has a clear understanding of financial and budgetary issues

Research

- Sets research as a high priority for the University

University System

- Commits to aligned strategic planning
- Understands the relationship and roles of the campus and the university system

Areas for potential improvement suggested by the survey responses include:

Faculty:

- Considers faculty input in making important decisions
- Is accessible and supportive of the principle of shared governance

Staff:

- Considers staff input in making important decisions.

In conclusion, I am pleased with Dr. Schwab's leadership of the UT Health Science Center and appreciate his service and commitment to the university. He has clearly advanced the state-wide campus forward in the areas of education as well as clinical care and has implemented a sound strategy that has and will continue to improve the research program. In addition, there is stability across the Health Science Center's colleges and programs, and I am grateful for his successful efforts to recruit a diverse and talented leadership team. Over the last four years Dr. Schwab has performed his duties very well and his overall job performance exceeds expectations.

Respectfully submitted,

Dr. Joseph A. DiPietro
President, The University of Tennessee System

THE UNIVERSITY of TENNESSEE HEALTH SCIENCE CENTER



# Status Report for Academic Years 2010-2014

**Steve J. Schwab, MD Chancellor**

# UTHSC Accomplishments 2010-2014

1. UTHSC defined its goal to be a top quartile academic health science center, created a broad based strategic plan to achieve this goal, and defined the core missions in which it must perform.
2. UTHSC solidified and advanced its financial position to place it in its strongest financial go forward position in more than a decade.
3. UTHSC substantially rebuilt its infrastructure on all four UTHSC campuses to a state of the art status.
4. UTHSC recruited and engaged a forward thinking committed executive team.
5. UTHSC made major progress on achieving the defined goals of the UTHSC Strategic Plan to be a Top Quartile Academic Health Science Center by advancing the core missions of Health Science Center.

# UTHSC Goal

**Become a top quartile Academic Health Science Center as defined by performance in the core health science missions**.

**Academic Health Science Center Core Missions**:

- **Education** of health care professionals
- Innovative high volume **Clinical Care**
- **Research** in Health related areas
    - Tennessee Specific Expectation
        - **Service** to the State

# UTHSC actions and accomplishments in support of the core missions 2010 -2014

1. **Created UTHSC Strategic Plan**: UTHSC created a new strategic plan including timetable and metrics with the goal of entering the ranks of the top quartile of Academic Health Science Centers in the U.S. This strategic plan was approved by the Board of Trustees of the University of Tennessee at the winter 2014 board meeting. This plan is the culmination of a broad based inclusive three year process that included every college and campus of UTHSC. It is endorsed By the Faculty, Staff, Students and the Executive team of UTHSC. It is monitored by annually reported metrics reported to faculty, staff, students and Trustees.

### UTHSC Strategic Plan

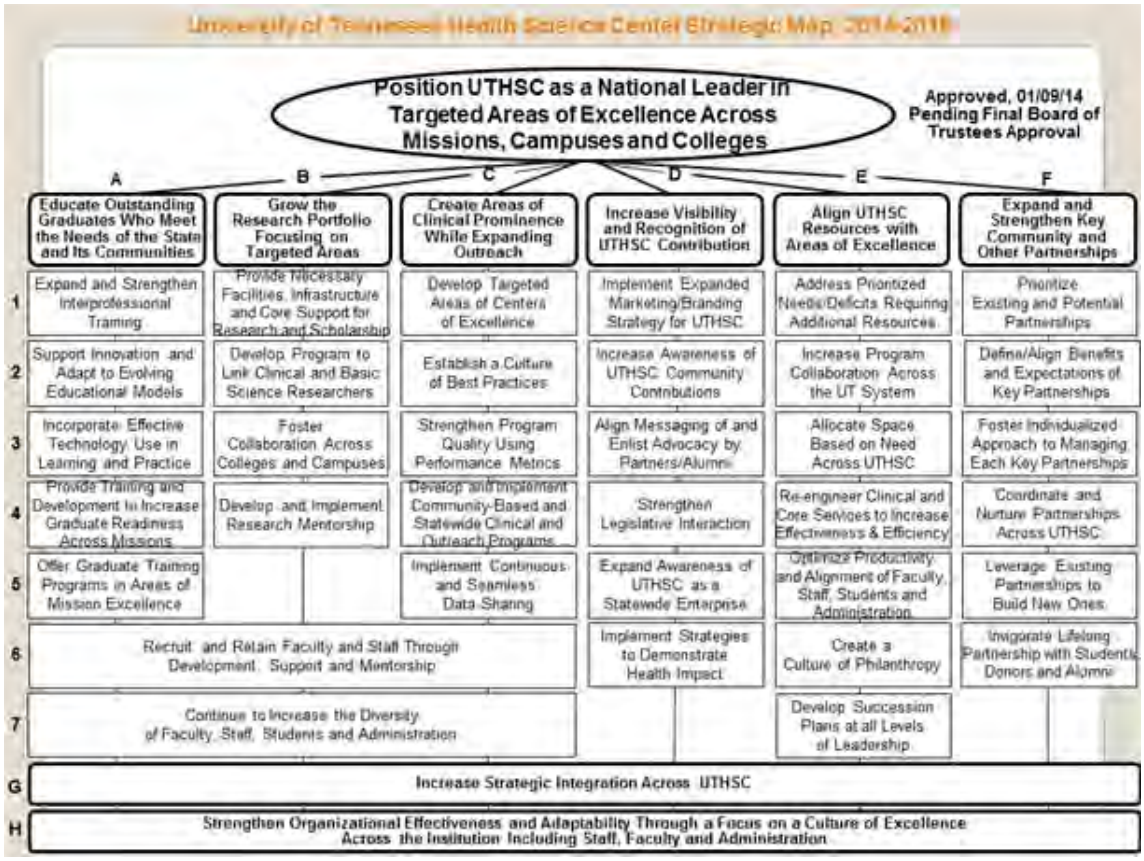

**Sample Scorecard Metrics from UTHSC Strategic Plan**

2. **Restructured UTHSC Reporting:** UTHSC working with the UT President developed a well-defined and effective reporting structure that eliminates previous miscommunications and creates clear oversight and accountability.

   Chancellor serves as direct report to the UT President on all issues.

   Chancellor and UTHSC Executive Team report to the Board of Trustees via the now created Health Affairs Committee. This committee provides oversight and guidance of the complex business affairs of UTHSC and its relationship to key corporate partners.

3. **Created UTHSC Executive Team**: From 2010-2014, UTHSC has created a dynamic executive team: Over the last four years, new Deans have been recruited via national search for each of UTHSC's six Colleges. These Deans are the key resources in crafting and driving the strategic plan of UTHSC.

    - Dentistry: Tim Hottel, DDS recruited 2009
    - Health Professions: Noma Anderson, PhD recruited 2011
    - Medicine: David Stern M.D. recruited 2011
    - Pharmacy: Marie Chisholm Burns, Pharm D recruited 2012
    - Graduate Health Sciences: Don Thomason, PhD recruited 2012
    - Nursing: Laura Talbot: PhD, Ed D recruited 2012

The Vice Chancellery has been streamlined and reorganized. Multiple Vice Chancellor positions were renewed as Associate or Assistant Vice Chancellor or Director positions and placed in an administrative structure limiting the number of Vice Chancellors.

- Ken Brown JD MPA PhD FACHE appointed Executive Vice Chancellor and COO 2010
- Jan Van Der Aa PhD recruited as our first CIO and VC for Information Technology 2012
- Randy Farmer Ed D recruited as Vice Chancellor of Development and Alumni Affairs 2012
- David Stern M.D. appointed Vice Chancellor of Clinical Affairs ensuring direct report of clinical, enterprise to Chancellor 2011

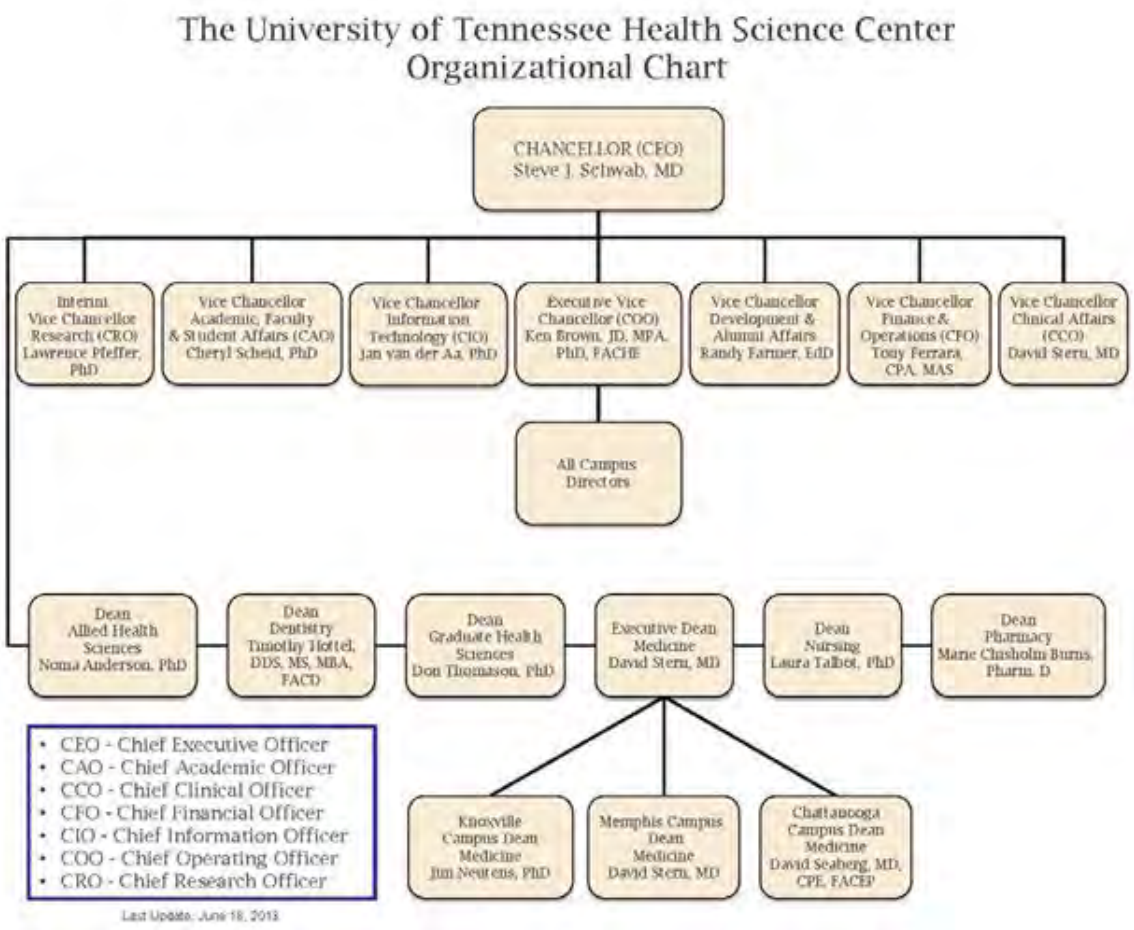


4. **Enhanced UTHSC Financial Position:** UTHSC with its affiliated not for profit faculty practice groups are in a very strong financial go forward position in 2014.

   UTHSC entered the recession of 2008 heavily dependent on state “orange” funds as a non-formula unit of the University of Tennessee. The UTHSC faculty practice groups were approaching insolvency. The UTHSC infrastructure was antiquated and unrepaired.

   UTHSC reorganized its budget process. Developed accountability metrics and standards for all missions (education, research and clinical practice). UTHSC longitudinally moved to budget management in a proactive multi-year strategy. This has placed UTHSC in a very good overall financial position.

The UTHSC budget while by far the largest in UTHSC history is today much more reflective of earned income rather than state allocated appropriation and tuition "orange" income. Orange income is a steadily decreasing % of the overall UTHSC budget based on limited tuition increases and limited state appropriation. This creates problems in faculty compensation sources in that in the future larger portions of faculty compensation will need to be shifted to UTHSC earned "soft" revenue rather than state appropriation and tuition revenue in order to keep compensation levels competitive for faculty and staff. State allocation while improving has not yet reached 2008 levels of actual dollars.

**Education**: "Tool for teaching" education work effort metrics were approved and implemented in 2013.

**Clinical:** Clinical productivity variable compensation adopted by UTMG in 2010 and subsequently extended to all faculty clinical practices. Dramatic expansion of clinical activities initiated to serve as financial engine for academic advancement.

**Clinical Charges in 2012-2013 exceeded $900M**

**UTHSC Charges and Relative Value Units earned.**

(Source: UT Presidents website on UT strategic plan)

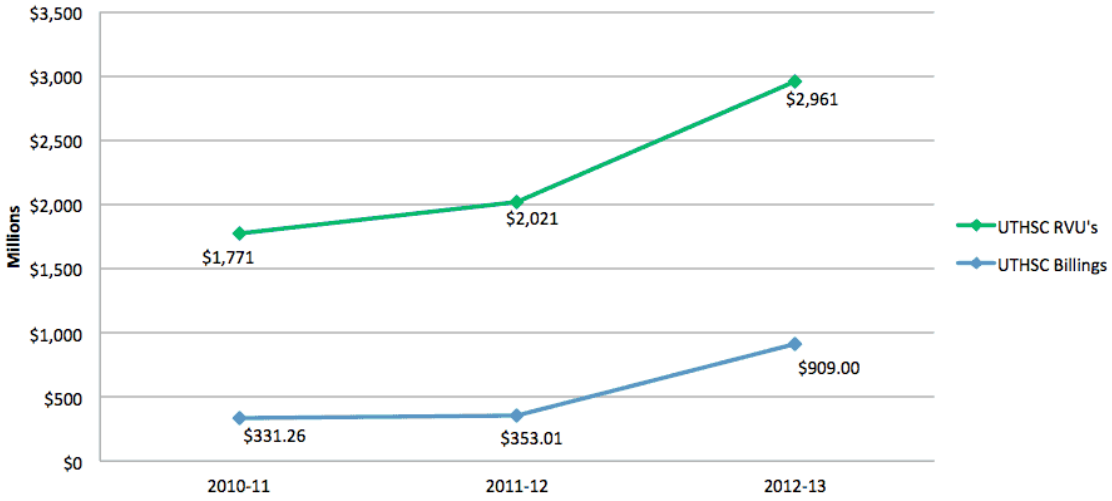


(Relative Value Units "RVUs" are a nationally standardized measurement of physician work activity that evaluates work effort agnostic of charges or receipts that can vary by region and payer mix)

Clinical faculty practices have been reorganized to align with partner hospitals leading to substantially decreased liability for UTHSC and the individual faculty practice. Growth of these practices has led to not only compensation for these faculty being improved but also shifted to the faculty practice groups while substantially enhancing academic payments to UTHSC.

Projected fixed academic payments for clinical activities projected at ***>$20M*** annually in 2015. Details included in clinical practice section of report.

**Research** expectation in terms of productivity and grant funding for faculty with primary research assignments developed in 2011. This includes space assignment expectations and productivity requirements to remain as a primary research faculty member. Details included in research section of report.

**Sponsored Program revenue has substantially grown to now exceed over $200M annually. UTHSC is the largest generator of sponsored program revenue in the UT system.**

## Sponsored Programs Revenue (All Source Grants and Contracts)(excludes clinical revenue)

(Source: UT Presidents website on UT strategic plan)

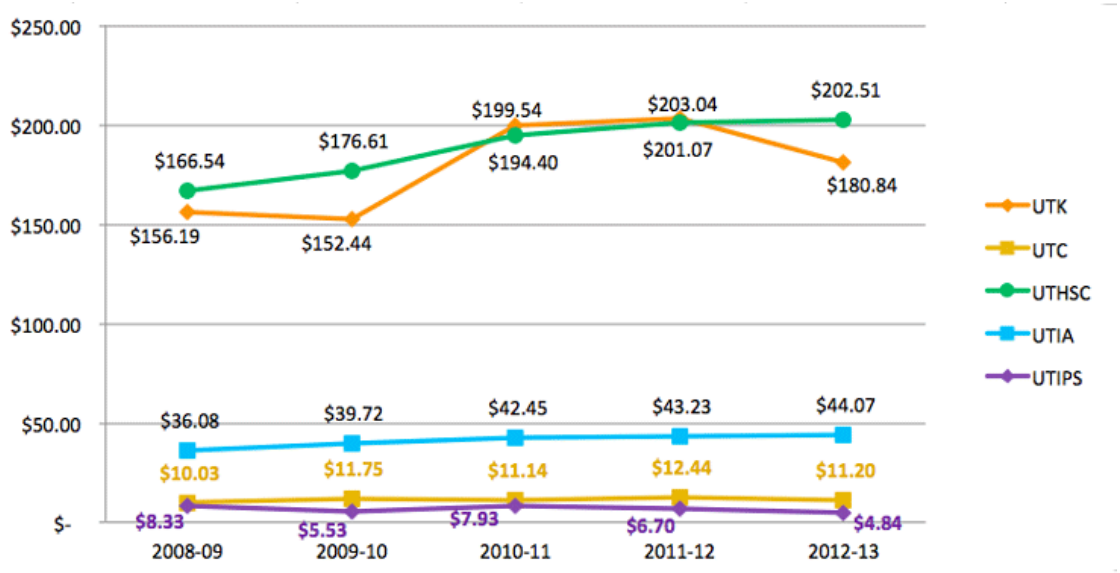

**Philanthropy**: Major real time actual financial contributions secured over the last four years have aided the UTHSC mission.

St Jude gift to Pediatric research $15M

State Match of St Jude Gift $15M

Le Bonheur (In kind service) match of St Jude Gift $15M

Plough Gift to develop GMP facility $4.5M

BC/BS Contribution to Simulation Center $5M

BC/BS contribution to Infant Mortality project $4M

**UTHSC economic impact on State in 2010 estimated at $2.3B annually.**

(Independent report from U of M Sparks Center)

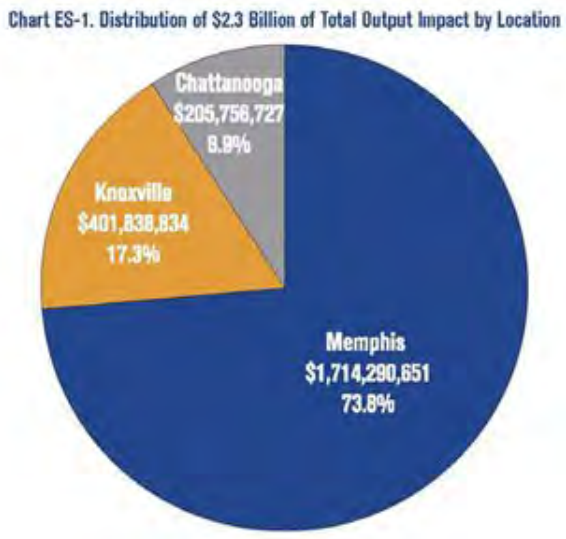


**The sum of these activities arguably place UTHSC in its best go forward financial position in several decades history. UTHSC has grown its unrestricted reserve fund based on earned income to record levels. These funds allow us to advance the UTHSC missions. Similar growth has been seen in college specific unrestricted and restricted reserve funds.**

**UTHSC Unrestricted Reserve Funds have steadily increased from $29.5M in 2009 to more than $93M in 2014.**

## 5. Enhanced UTHSC Campus Facilities and Infrastructure

UTHSC has made major progress in upgrading the infrastructure of its Memphis and regional campuses. Over the last four years over $250-$300M has been invested or committed to upgrading facilities and infrastructure on the home and regional campus locations. A strategic UTHSC multi campus master plan for facilities and infrastructure has been detailed , presented to the BOT and is being carried out.

ARRA funds (~$37M) used to upgrade all essential educational space and infrastructure. This has been supplemented heavily by campus earned funds and state approved renovation funds.

**Renovated Lecture Amphitheater in General Education Building**

Renovation of GEB, SAC, Coleman and Plaza lectures halls, laboratories, student study and relaxation space and simulation space to state of the art education standard.

Upgrading of information technology telecommunications to create a wireless campus, allow online coursework and beam lectures and coursework to all regional campus locations and core teaching hospitals.

Plaza building renovation for Dermatology, COM, Pathology, Psychiatry, College of Health Professions, students services, CON, Graduate College, dining, bookstore, HR and research administration.

Alexander Bldg. renovation for IT support and Library.

Coleman Bldg. renovation for GME and clinical core education.

Pauline Bldg. renovation for Preventive Medicine and the new Physician Assistant program.

Dunn Dental renovation has been accomplished now with all space advanced to state of the art for dental practice and education.

Health Science Park has been absorbed into the management of UTHSC. This City Park in the center of the UTHSC Memphis campus is now administered by UTHSC to make it an essential gathering space for our campus.

**Demolition**: Demolition of old, unused, unsafe buildings on our Memphis campus makes way in the strategic campus plan for a major series of state of the art education and research integrated buildings. A special $4.5M fund sought and obtained by UTHSC from the legislature allows for the demolition of the Goodman and Randolph Dormitories as well as the Beale Building.

The Pharmacy Building was completed 2012. This $70M facility provides a state of the art home for the nationally ranked College of Pharmacy.

## Pharmacy Building

The Translational Science Building is scheduled for completion in 2014. This 100,000 square foot $50M state of the art laboratory building is essential to our research strategy.

## Translational Science Building

Historic quadrangle renovation is scheduled to begin in 2014. This $70M massive renovation will create a central gathering area and administrative space in the Mooney Building. There will be an upgrade to the Nash and Nash Annex buildings to state of the art research laboratories and create in the Crowe building a home for the College of Nursing.

The Education Simulation Building ($27M) will be built on the site of the current Feurt building. Construction is set to begin in 2014. This is essential to the integrated multi-disciplinary educational strategy of UTHSC.

**Education Simulation Building Drawing**

The Knoxville Health Science Campus has advanced with a new College of Pharmacy building. The $24M Speech and Hearing building is scheduled to begin construction in 2014. A dental clinic for student dental practice will be constructed

The Chattanooga Health Science Campus has scheduled renovation and expansion of the Medicine space in the Whitehall Building and the medical library and study facility and clinical simulation center all in the Whitehall building.

Nashville Health Science Campus has scheduled space for all colleges as well as a St. Thomas constructed Dental Clinic.

## 6. Advanced UTHSC Statewide Reach, Branding, and Public Awareness:

**UTHSC** has undergone unprecedented growth as described in this report. Public awareness and Branding is on schedule. The rebranding of the campus buildings with new street level signs and cardinal direction big orange UT signs at height have made a major impact. A public awareness campaign by the office of communication has led to very good press coverage in print and broadcast media. The rebranding of the UT/West/ Methodist Cancer Center and the planned rebranding of the Methodist- UT University Hospital as well as some form of co-branding with the acclaimed top 25 Le Bonheur Children's Hospital will bring UTHSC deserved reputation enhancement.



**UTHSC Building Signage (from left to right top to bottom: Nash research building signage, Nash building detail, Plaza Buildings, campus night photo)**

7. **Enhanced UTHSC Diversity:** UTHSC as part of the strategic plan has a commitment to a diverse work force and a diverse student body. UTHSC has become the most diverse of the UT higher education units (Faculty, Staff and Students). Senior administration (Deans and Vice Chancellors) is also the most diverse in the UT system.

## Student diversity -% Minority advanced degree students

(Source: UT Presidents website on UT strategic plan)

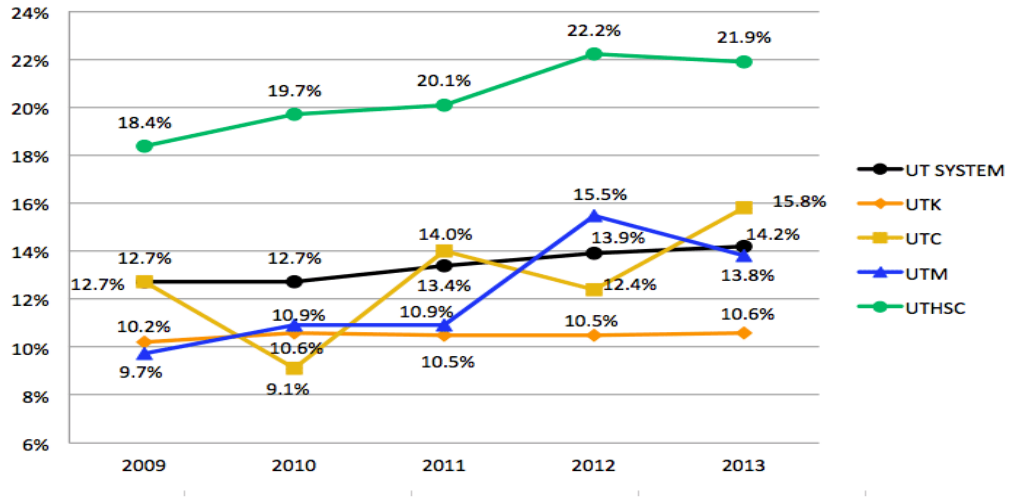


## Faculty diversity -% minority tenure track faculty

(From UT Presidents website on UT strategic plan, strategic plan dashboard

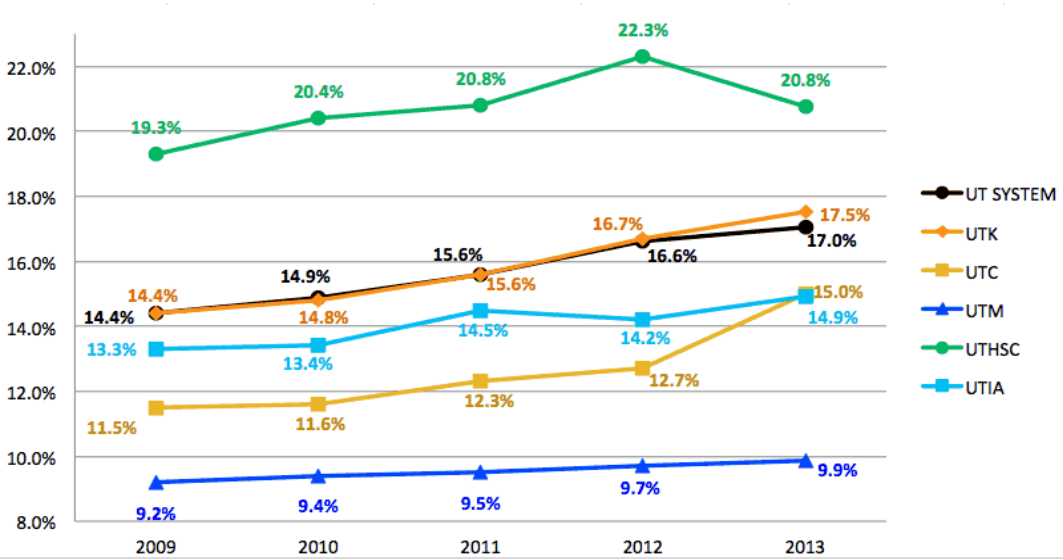

8. **Increased UTHSC Philanthropy:** UT has reorganized its development and Alumni Affairs office. All development officer positions have been filled. Clear cut metrics for performance have been approved and executed for all units and individuals. The office of special events has been transferred from the Executive Vice Chancellor to the Vice Chancellor for Development.

## UTHSC Annual Development Revenue

THE UNIVERSITY of TENNESSEE UT FOUNDATION

**UT Health Science Center (Memphis)**
**Historic Giving**

Total Dollars Raised

| Fiscal Year | New Gifts (includes GIK) | New Pledges | New Bequest Expectancies | Total $$ Raised (gifts, pledges & bequest expectancies) |
|---|---|---|---|---|
| 2009 | $5,128,095 | $4,263,727 | $1,645,000 | $11,037,722 |
| 2010 | $5,851,418 | $9,710,409 | $11,542,931 | $27,104,758 |
| 2011 | $4,856,533 | $3,914,342 | $4,790,948 | $13,561,824 |
| 2012 | $3,882,583 | $1,805,207 | $2,897,340 | $8,585,130 |
| 2013* | $8,437,204 | $2,503,937 | $12,125,000 | $23,066,142 |

Total Cash In

| | Cash In | Pledge Payments | Realized Bequests | Total Cash In |
|---|---|---|---|---|
| 2009 | $4,255,117 | $3,222,944 | $1,057,746 | $8,535,807 |
| 2010 | $5,640,180 | $4,439,773 | $1,820,285 | $11,900,239 |
| 2011 | $4,409,590 | $4,323,014 | $26,193 | $8,758,796 |
| 2012 | $3,872,443 | $5,103,736 | $2,902,399 | $11,878,578 |
| 2013* | $7,663,303 | $3,354,358 | $2,327,328 | $13,344,989 |

*FY 2013 through 4/23/2013

# UTHSC Core Mission Performance 2010-2014



## Education Mission:

**Status**: **Currently Performing at Health Science Center top quartile metric as defined within UTHSC strategic plan.**

This assessment based on the diversity of and number of advanced degrees granted, number of advanced programs (residencies and fellowships) graduation rate and first attempt specialty or licensure board pass rate.

### 1. Degrees and Certificates Granted

a. Largest College of Medicine in the State with largest residency and fellowship programs.

b. Largest College of Dentistry in the State. One of a few Dental Colleges with full range of advanced residencies (Orthodontics, Oral surgery, etc).

c. Largest College Pharmacy in the State, nationally ranked in the top 20 in the nation.

d. Largest Doctoral and Master's trained Nurse Program in the State. One of the few with full range of DNP options (Family Nurse Practitioner, Pediatric Nurse Practitioner, etc.).

e. Largest Doctoral and Masters trained Allied Health Professions programs in the State (Physical Therapy, Occupational Therapy, Speech and Hearing, etc.).

f. Largest advanced residency and fellowship program in the 6 State region. Over 1200 residents and fellows on four campuses. (Ex: Pediatrics, Internal Medicine, Surgery, etc.). These program vary from three to seven years in duration.

## Trend of UTHSC Residents and Fellows

From UT Presidents website on UT strategic plan

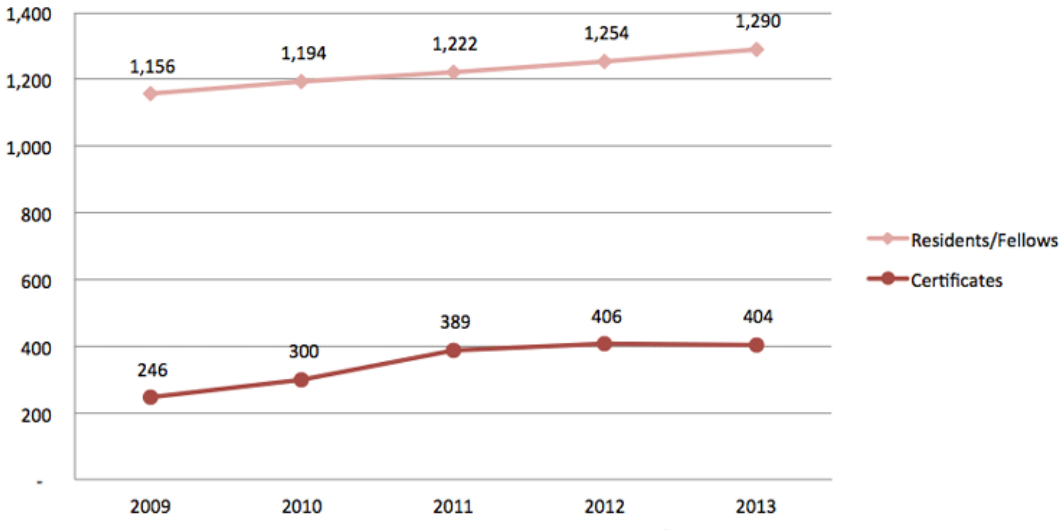


**Accreditation**

All six Colleges and advanced programs within the colleges are fully accredited by their respective accrediting body and accredited for the maximum number of years.

Examples:

- LCME (College of Medicine) accreditation this year for maximum number of years (8) with no return site visits.
- Similar excellent accreditation visit for nurse practitioner program (DNP) and Speech and Hearing program.
- Overall College Graduation rates > 95%.
- Overall First Time certification national rates >90%.

**3. New degree programs:**

a. MS in Physician Assistant Studies

b. BS in Speech Pathology

c. MS in Research Administration

d. BSN

e. RN to BSN

4. **Major new expansion of advanced residency programs**
    a. Emergency Medicine Memphis UTHSC Campus 2014
    b. Emergency Medicine Nashville UTHSC Campus. 2014
    c. Internal Medicine expanded Nashville UTHSC Campus 2013
    d. Family Medicine Nashville UTHSC Campus 2014
    e. Surgical and Emergency Critical Care  Chattanooga UTHSC Campus 2013

## Clinical Care Mission:

**Status**: **Near top quartile performance. Once adult hospitals steadily remain RELIABLY on the top 50 US News lists we will have secured top quartile clinical status.**

### 1. UTHSC Volume of clinical care

Volume parameters met by UTHSC faculty practice plans UTMG, ULPS, UTMP, UT/West and others meet top quartile volume standard.

## Charges and RVU Growth in UTHSC Practices

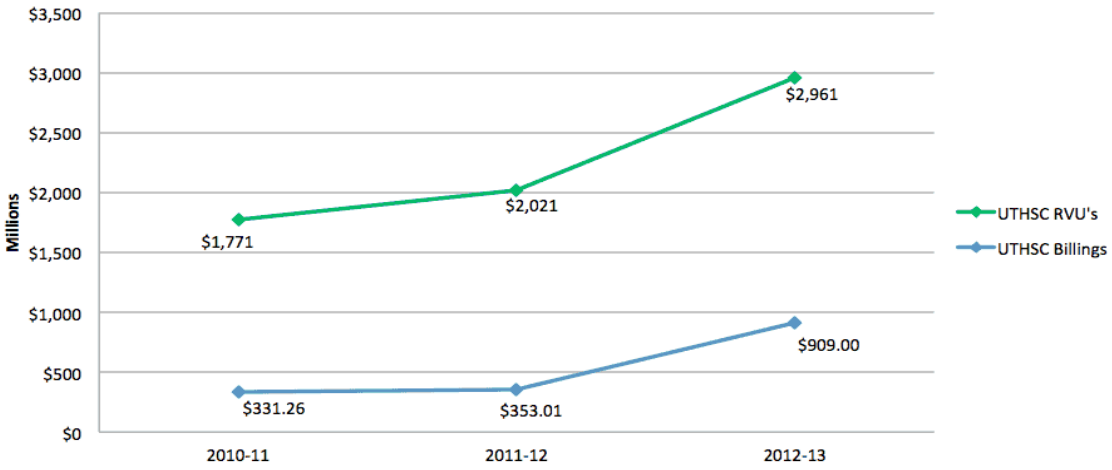


(Source: UT Presidents website on UT strategic plan

(Relative Value Units “RVUs” are a nationally standardized measurement of physician work activity that evaluates work effort agnostic of charges or receipts that can vary by region and payer mix)



**2. Purpose, Organization and Growth of UTHSC Faculty Practice**

**a.** Faculty Clinical practices secure the teaching environment for UTHSC. Over 60% of student teaching and almost all resident and fellow teaching occurs in partner core teaching hospitals. Bringing value to partner hospitals assures teaching site and volume of care needed for clinical education. It also assures most teaching is done by full time faculty committed to education.

b. In addition UTHSC has pursued a policy of clinical growth to generate the revenue needed to advance the academic mission. Simultaneously, we have pursued a policy of aligning our faculty practice groups with our core partner teaching hospitals. This alignment has dramatically increased academic payment revenues, limited UTHSC and UTHSC faculty liability and increased quality and stature of our hospitals and clinical programs. This alignment of the faculty practices adds substantial value to the partner hospital by generating cases and volume and serves to secure the clinical teaching environment.

**3. Practices**

- UTMG (UT Medical Group) since 1974
- ULPS (UT Le Bonheur Pediatric Specialists) since 2011
- UT/West /Methodist Cancer Center since 2012
- UTMP (UT Methodist Physicians) since 2013
- UTROP (MED) (UT Regional One Physicians) expected 2014

Academic payments to UTHSC for education and research from these clinical ventures will exceed $20M annually by 2015.

**4. Characteristics of these newly developed faculty practice groups include:**

1. Fully affiliated with UTHSC by binding written agreement.

2. Governed by UTHSC and Hospital Partner. Dean of Medicine Chairs or Co Chairs Board. Board representation 1/3 UTHSC, 1/3 Hospital, 1/3 faculty.
3. Appropriate Academic Payment to UTHSC.
4. UTHSC assigned Board seats on Hospital governing board.
5. Not for profit organization.
6. Approved and monitored By Health Affairs Committee of UT Board of Trustees.

We are currently working with Erlanger and beginning the process with St. Thomas to develop clinical practice groups.

**5. National Stature of Clinical Care**

1. Le Bonheur Children's Hospital (UT- Le Bonheur Pediatric Specialists Practice Group) secured national ranking in five areas moving into the national ranked Children's Hospitals top 25 in US News.
2. Methodist University Hospital (UT Methodist Physicians Practice Group) (MUH-Memphis) 2011-2013 US News National Rank
3. UT Medical Center (Knoxville) 2012 US News National Rank
4. Each (MUH, UTMC and Erlanger) named US News regional ranked hospital of choice for region.
5. The arrival of Le Bonheur on the national rankings in 2011 is the first time any Hospital except Vanderbilt was nationally ranked in Tennessee.
6. Notable individual areas of strength developed include:
    a. Top five nationally solid organ transplant program (UT Methodist Transplant Institute)
    b. Top five nationally Trauma Unit (Elvis Presley Trauma Unit)

# Research Mission:

**UTHSC Needs to double research awards to reach top quartile metric.**

**UTHSC is at record and UT system record levels for all source grants and contracts. However, UTHSC is currently flat on the research grant award dollars component. A surge in research grant dollars occurred in the 2008 ARRA stimulus enhanced grants but has not been maintained. This in part reflects dramatically diminished federal research funding by NIH which has decreased funding for new research grants from the 16-17 percentile to 8-9 percentile.**

**An active plan to grow research is outlined below:**

## Sponsored Programs Revenue (All Source Non Clinical Grants and Contracts)

(Source: UT Presidents website on UT strategic plan)

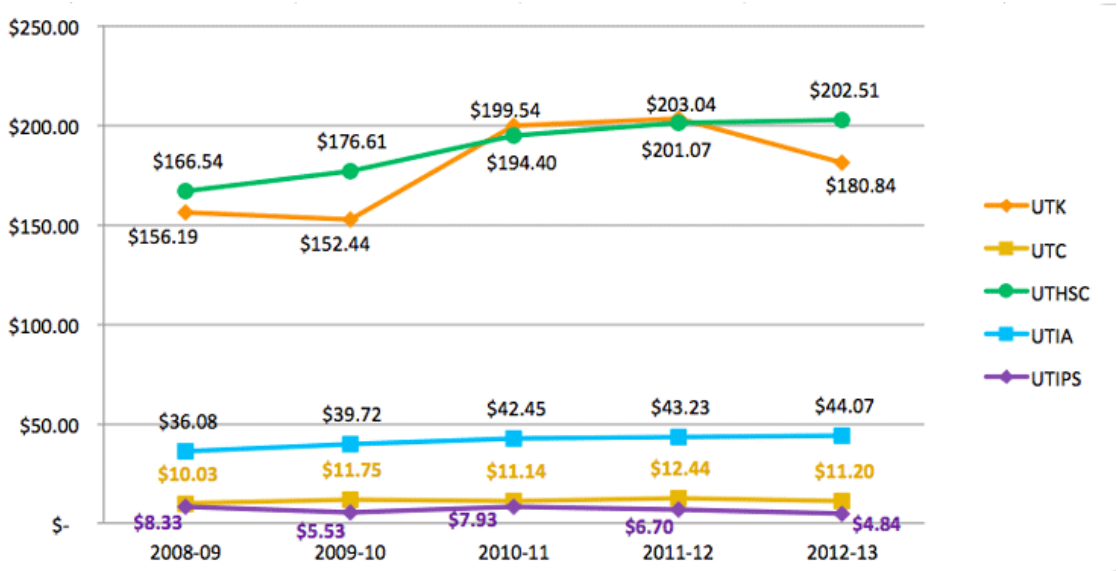

## UT Research Grant Awards

(Source: UT Presidents website on UT strategic plan)

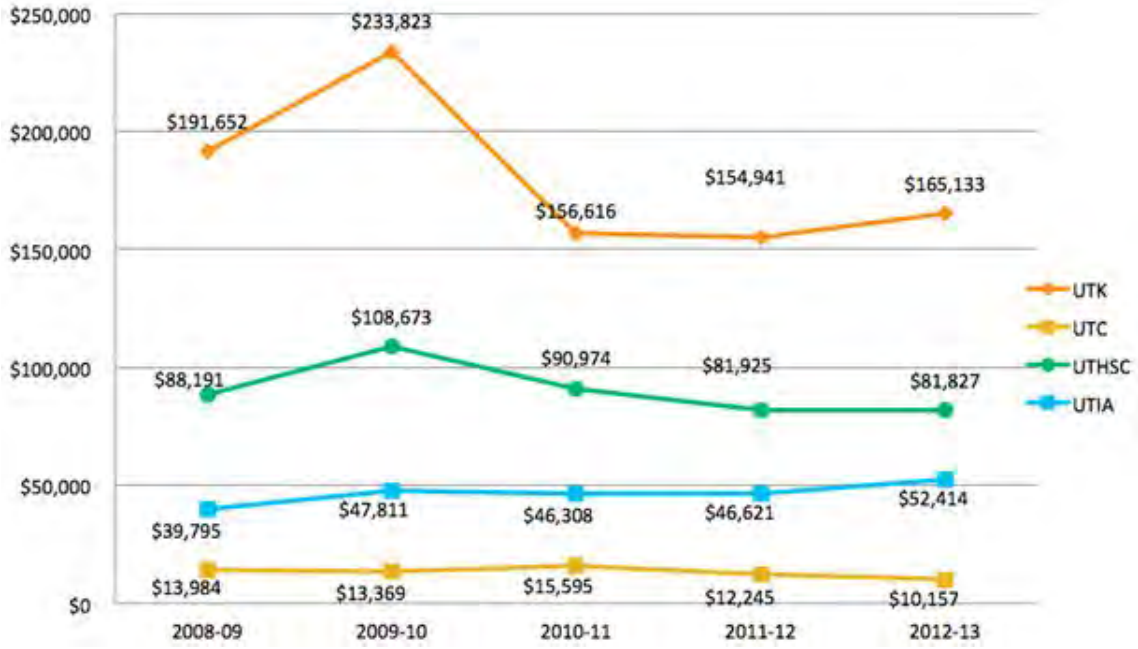


## Status of Research Plan:

**Research Strategic Plan created and action steps underway. We anticipate a 2 to 3 year lag phase between actions and major change in research awards.**

**We are on track in strategic plan and timeline to increase research funding over a 5 year period.**

**Research Action 1: Create UTHSC Research Strategic Plan**
**Status: Done**

1. **UTHSC strategic plan created** (see strategic plan)
    a. Strategic plan focuses on strategic themes of research in disease groups and focusing on:
        i. Current areas of research strength
        ii. Key regional disease issues for which we have a unique population or unique advantages
        iii. Health disparities and disease prevention strategies for conditions prevalent in mid-south

iv. Children's health, leveraging off the strength of Le Bonheur Children's Hospital and St Jude Cancer Research Hospital

v. Items interconnected with ORNL and the UTHSC Regional Bio - containment Laboratory and Plough GMP facility where we can create unique opportunities and synergies

b. Strategic plan focuses on building interdisciplinary teams to compete for large federal and industry mission based multi investigator grants and contracts.

c. Strategic plan focuses on key links to ORNL with goal of creating UTHSC/ORNL joint institutes around the two UTHSC UT/ORNL recently awarded Governors Chairs.

i. Computational Genetics

ii. Health Informatics

d. Strategic plan enhances investigator incentives.

i. UTHSC expanded and implemented generous bridge funding program to help investigators bridge between awards. This recognized a funding climate at or near the 9% down from 16-17% funding level at NIH.

ii. UTHSC developed and implemented new grant submission incentive program to incent new grant submissions on novel topics.

iii. UTHSC expanded grant incentive program for funded investigators to share savings on salary support.

**Research Action 2: Create facilities to replace antiquated research facilities and thereby drive investigation.**

**Status**: **On Track**

1. Regional Bio Containment Laboratory (Level 3) built and now operational with federal grant funding to allow research with select agents, One of 13 such facilities in U.S.(12,916 sq. feet)
2. New Pharmacy building in place and operational 2012. (20,325 research sq. feet)
3. Translational Science research building under construction scheduled 2015. (77,680 research square feet)

4. Nash/ Nash Annex building renovation funded scheduled for 2015-2016. (51,832 research sq. feet)
5. Build out of top floor pharmacy building and top floor of cancer research building funded and planned 2014-2015. (25,460 research sq. feet)
6. Design, Build and operate Plough Center for Drug Discovery and Good Manufacturing Processes. This facility will allow the manufacturing and compounding of both investigational study drugs as well as manufacture of commercial orphan low volume products. (7,348 research sq. feet)

This more than doubles the currently available first class research space.

**Research Action 3: Generate a minimum of $20-$30 million research investable revenue per year to drive research recruiting and support existing investigators and programs.**

**Status**: **Funding secured**

1. $33 million in FICA refunds earmarked for research and education secured by UTHSC and agreements with partner hospitals signed to define use of funds for research and education. (one time funds)
2. $15M from St Jude for Children's research received and State of TN has committed additional $15M in matching Funds and $15M in kind contribution from Le Bonheur.
    a. Total $45M to provide startup funds for children's disease research. (one time funds)
3. $4M from Memphis Research Consortium for childhood obesity and musculoskeletal research. (anticipate renewable funds at 3 year intervals)
4. Will be at $20M in annual academic payment funds by 2015. These funds earmarked for research and education.
5. Earmarked money from UTHSC budget to drive selected areas of research (5 Million annually)

**Research Action 4:** Recruit and align Research Faculty and assign resources.
**Status: On track**

1. Over 50 research recruits in progress with major program development in:

- Science of Children's Disease
- Cancer
- Cardiovascular
- Neuroscience
- Computation Genetics and Health Informatics with ORNL
- Health Disparities

Two Governors Chairs appointed:

a. Rob Williams PhD UT/ORNL Governors Chair in Computational Genetics

b. Robert Davis M.D. UT/ORNL Governors Chair in Health Informatics

## Example UTHSC Science Areas (New Recruits in Red)

## Service Mission:

## Meeting strategic goals of service to the state

1. UTHSC provides through its faculty substantial care to the underserved of the State.
2. UTHSC via continuing education supports the ongoing education of health professionals through the State.
3. Community engagement and disease prevention via health fairs and public service screenings constitute a major effort at all of our four UTHSC Campuses.

# Steve Schwab

| | | # | Average | Min | Max | Variance | Standard Deviation |
|---|---|---|---|---|---|---|---|
| Leadership | | | | | | | |
| | Promotes continued development of academic programs, research, productivity and national reputation of excellence | 44.00 | 3.52 | 1.00 | 4.00 | 0.67 | 0.81 |
| | Articulates strategic vision and long-term goals for the campus | 44.00 | 3.55 | 1.00 | 4.00 | 0.49 | 0.69 |
| | Provides visionary leadership in strategic initiatives at the regional or national level | 44.00 | 3.27 | 1.00 | 4.00 | 0.71 | 0.84 |
| | Establishes and maintains productive relationships on behalf of the University with state government, the Tennessee congressional delegation, federal agencies and the community at large as appropriate for institutional/institute mission | 41.00 | 3.44 | 1.00 | 4.00 | 0.60 | 0.77 |
| | Has exhibited an understanding of the value of diversity, intercultural education, collegiality, collaboration and public service | 43.00 | 3.28 | 1.00 | 4.00 | 0.49 | 0.69 |
| | Has a good understanding of community growth while maintaining a quality education | 44.00 | 3.23 | 1.00 | 4.00 | 0.51 | 0.70 |
| | Has a clear understanding of financial and budgetary issues | 43.00 | 3.47 | 1.00 | 4.00 | 0.83 | 0.90 |
| | Leads the campus's development activities | 42.00 | 3.21 | 1.00 | 4.00 | 0.47 | 0.67 |
| | Understands the importance of engaging alumni, legislators, educational leaders across the state and the community at large in advancing the mission of the university | 44.00 | 3.30 | 1.00 | 4.00 | 0.59 | 0.76 |
| Students | | | | | | | |
| | Is genuinely concerned with student issues | 35.00 | 3.09 | 1.00 | 4.00 | 0.32 | 0.55 |
| | Is committed to providing an effective teaching/learning environment for students | 36.00 | 3.39 | 1.00 | 4.00 | 0.47 | 0.68 |
| | Is accessible and open to student input and recommendations | 24.00 | 3.04 | 1.00 | 4.00 | 0.39 | 0.61 |
| Faculty | | | | | | | |
| | Considers faculty input in making important decisions | 33.00 | 2.82 | 1.00 | 4.00 | 0.65 | 0.80 |
| | Is accessible and supportive of the principle of shared governance | 33.00 | 2.94 | 1.00 | 4.00 | 0.81 | 0.89 |
| | Places a high value on faculty development | 30.00 | 3.03 | 1.00 | 4.00 | 0.79 | 0.87 |
| | Fosters interdisciplinary approaches to undergraduate and graduate education | 29.00 | 3.17 | 1.00 | 4.00 | 0.79 | 0.87 |
| | Promotes the recruitment, development and retention of excellent faculty, department heads and deans | 35.00 | 3.34 | 1.00 | 4.00 | 1.06 | 1.01 |
| Staff | | | | | | | |
| | Considers staff input in making important decisions | 28.00 | 2.93 | 1.00 | 4.00 | 0.44 | 0.65 |
| | Understands the importance of staff in achieving the University's mission | 30.00 | 3.13 | 1.00 | 4.00 | 0.46 | 0.67 |

| | | | | | | | |
|---|---|---|---|---|---|---|---|
| | Promotes the recruitment, development and retention of excellent staff at all levels | 31.00 | 3.16 | 1.00 | 4.00 | 0.74 | 0.85 |
| Research | | | | | | | |
| | Sets research as a high priority for the University | 38.00 | 3.45 | 1.00 | 4.00 | 0.69 | 0.82 |
| | Is experienced in promoting research enterprise | 38.00 | 3.13 | 1.00 | 4.00 | 0.87 | 0.92 |
| | Is supportive of faculty efforts as entrepreneurs (start-up efforts) | 34.00 | 3.24 | 1.00 | 4.00 | 0.49 | 0.69 |
| | Provides direction and incentives for research, scholarly publication, creative achievements and service | 33.00 | 3.00 | 1.00 | 4.00 | 0.63 | 0.78 |
| | Demonstrates interest and supports outreach and service-related opportunities | 35.00 | 3.11 | 1.00 | 4.00 | 0.63 | 0.78 |
| University System | | | | | | | |
| | Understands Complete College Tennessee Act (CCTA) and its impact on the University | 23.00 | 3.35 | 2.00 | 4.00 | 0.42 | 0.63 |
| | Commits to aligned strategic planning | 37.00 | 3.43 | 2.00 | 4.00 | 0.42 | 0.64 |
| | Understands the relationship and roles of the campus and the university system | 37.00 | 3.41 | 2.00 | 4.00 | 0.47 | 0.68 |
| Overall | | | | | | | |
| | I would rate this Chancellor’s overall performance over the last four years as: | 40.00 | 2.90 | 1.00 | 4.00 | 0.71 | 0.83 |

# FOUR-YEAR COMPREHENSIVE EVALUATION PROCESS



## GUIDELINES

1. Every four years, a comprehensive performance evaluation of Chancellors will be conducted, involving a broad group of constituents.

2. Each Chancellor will develop an activity report, outlining activities and accomplishments over the four-year time frame. The report will be distributed to all survey participants before they complete the survey.

3. An anonymous feedback tool will be developed that is web-based. Responses will be tracked by constituent group, not by individuals.

4. For each chancellor, the following individuals will be surveyed: SGA President, Faculty Senate President, Employee Relations Council Chair, UT Alumni Association President and Development Council Chair. Additionally, each chancellor will provide a list of individuals to be surveyed, and the President will add others to the list.

5. The President will develop survey questions, in consultation with the Chancellor who will have an opportunity to review and provide comments regarding them before constituents are invited to participate.

6. Individuals will respond on a 4-point scale, with 1 being strongly disagree and 4 being strongly agree. Each question, other than the overall rating, will also have a choice of not applicable (N/A). Only one response can be selected for each question.

7. The President will send an email to each individual invited to provide feedback and provide a three-week window for their confidential feedback. The tool will not require user IDs or passwords, and only those invited to participate will have the link to access the tool. All participants will be invited to respond to all questions, regardless of category, because they may have observed and have feedback about the Chancellor's interaction with other groups.

8. After the feedback tool closes, the President will be provided a summary report, which will roll feedback into constituency groups (i.e., students, faculty, staff, community, alumni, etc.) and will provide an average rating based on feedback from the entire group. The President will not be able to attribute ratings to individuals. This provides a more balanced summary, which will include outliers (extremely high or extremely low), but one individual cannot set the overall rating for an entire group.

9. There will be a free-text question at the end of the survey. The comments have no scoring value.

10. When the survey closes, a summary report will be provided in the following format:

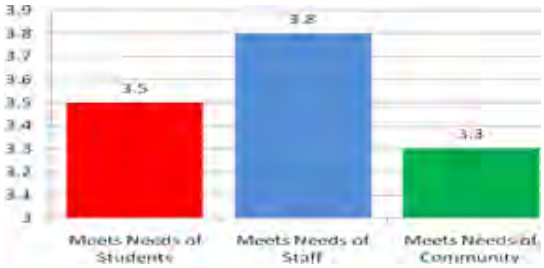


We use these confidential feedback tools now in our annual performance evaluation process for my direct reports and to collect feedback from key constituent groups in a search. It works extremely well, providing confidentiality, which increases feedback. It is also easy to access and does not require the participant to establish or remember a user ID and password, which causes individuals to be concerned that their feedback is not anonymous and can be accessed through their user ID and password.

## GROUPS TO PARTICIPATE

For each chancellor, the following individuals will be surveyed: SGA President, Faculty Senate President, Employee Relations Council Chair, UT Alumni Association President and Development Council Chair. Additionally, each chancellor will provide a list of individuals to be surveyed, and the President will add others to the list. Groups to include:

1. Students
2. Faculty
3. Staff
4. Alumni
5. Community and Major Donors
6. Legislators and External Relationships
7. UT System and UT Foundation Administration

## SURVEY QUESTIONS

Questions will be adjusted/revised to suit the mission of each campus and responsibilities of each Chancellor. For each question, the scale will look like this:

### Leadership

| | Strongly Disagree | | | Strongly Agree | Not Applicable (N/A) |
|---|---|---|---|---|---|
| | (1) | (2) | (3) | (4) | |
| Promotes continued development of academic programs, research, productivity and national reputation of excellence | | | | | |

***Leadership***

- Promotes continued development of academic programs, research, productivity and national reputation of excellence
- Articulates strategic vision and long-term goals for the campus
- Provides visionary leadership in strategic initiatives, such as the Top 25 initiative or other regional or national recognition
- Establishes and maintains productive relationships on behalf of the University with state government, the Tennessee congressional delegation, federal agencies and the community at large as appropriate for institutional/institute mission
- Has exhibited an understanding of the value of diversity, intercultural education, collegiality, collaboration and public service
- Has a good understanding of community growth while maintaining a quality education
- Has a clear understanding of financial and budgetary issues
- Leads the campus's development activities
- Understands the importance and role of collegiate athletics
- Understands the importance of engaging alumni, legislators, educational leaders across the state and the community at large in advancing the mission of the university

***Students***

- Is genuinely concerned with student issues
- Is committed to providing an effective teaching/learning environment for students
- Is accessible and open to student input and recommendations

***Faculty***

- Considers faculty input in making important decisions
- Is accessible and supportive of the principle of shared governance
- Places a high value on faculty development
- Fosters interdisciplinary approaches to undergraduate and graduate education
- Promotes the recruitment, development and retention of excellent faculty, department heads and deans

***Staff***

- Considers staff input in making important decisions
- Understands the importance of staff in achieving the University's mission
- Promotes the recruitment, development and retention of excellent staff at all levels

***Research and Outreach***

- Sets research as an important priority for the University
- Is experienced in promoting research enterprise
- Is supportive of faculty efforts as entrepreneurs (start-up efforts)
- Provides direction and incentives for research, scholarly publication, creative achievements, and service
- Demonstrates interest and supports outreach and service-related opportunities

***University System***

- Understands Complete College Tennessee Act (CCTA) and its impact on the University
- Commits to aligned strategic planning
- Understands the relationship and roles of the campus and the university system

***Overall***

I would rate this Chancellor's overall performance over the last four years as:

Scale 1 – 5 (ineffective to extremely effective)

***Comments***

What other information would you like to share regarding the Chancellor's performance (free text field)?

***Thank you for your feedback!***

THE UNIVERSITY OF TENNESSEE
BOARD OF TRUSTEES

ACTION ITEM



DATE: June 18, 2014

COMMITTEE: Executive and Compensation

ITEM: **Election and Compensation of University Officers**

RECOMMENDATION: Adoption of Resolution

PRESENTED BY: J. Brian Ferguson, Vice Chair of the Board
Joseph A. DiPietro, President

Article IV of the Bylaws names the following positions as elected University Officers:

President
Executive Vice President/Vice President for Research and Economic Development
Chancellors
General Counsel and Secretary
Treasurer and Chief Investment Officer
Vice President for Development and Alumni Affairs

The Bylaws provide that these officers are elected by the Board initially and are subject to re-election annually. The service of all elected officers of the University is at the will of the Board of Trustees and without a definite term, except for the President, who has an employment agreement for a definite term.

The following Resolution is recommended to elect University Officers with the compensation shown in a spreadsheet marked Exhibit A appearing immediately after the Resolution. No increases in compensation are proposed.

Because the office of Vice President for Development and Alumni Affairs is currently filled on an interim basis by appointment of the President, the Resolution does not include that officer. The Resolution designates the Treasurer as the Chief Financial Officer of the University, thereby satisfying the Bylaw requirement that one of the University Officers be so designated.

**MOTION:**

**That the Resolution on Election and Compensation of University Officers be adopted.**

RESOLUTION
OF
THE UNIVERSITY OF TENNESSEE
BOARD OF TRUSTEES
June 19, 2014



**Election and Compensation of University Officers**

WHEREAS, the Bylaws designate officers of the University and provide for their election by the Board upon the recommendation of the President; and

WHEREAS, the Bylaws further provide that these officers serve at the pleasure of the Board and are subject to re-election annually; and

WHEREAS, the Bylaws provide that the Board shall set the compensation of these officers annually;

NOW THEREFORE BE IT RESOLVED that:

1. The following University Officers are elected with the titles designated in the Bylaws as they currently exist or as subsequently amended:

   Joseph A. DiPietro, President
   Steve R. Angle, Chancellor, The University of Tennessee at Chattanooga
   Larry R. Arrington, Chancellor, The University of Tennessee Institute of Agriculture
   Jimmy G. Cheek, Chancellor, The University of Tennessee, Knoxville
   Thomas A. Rakes, Chancellor, The University of Tennessee at Martin
   Steven J. Schwab, Chancellor, The University of Tennessee Health Science Center
   David E. Millhorn, Executive Vice President and Vice President for Research and Economic Development
   Catherine S. Mizell, General Counsel and Secretary
   Charles M. Peccolo, Jr., Treasurer and Chief Investment Officer

2. In accordance with Article IV, Section 1, of the Bylaws, which requires the Board of Trustees to designate one of the elected University Officers as Chief Financial Officer, Charles M. Peccolo, Jr., Treasurer and Chief Investment Officer, is hereby designated Chief Financial Officer.

3. The election of the above-named University Officers is with the compensation shown in Exhibit A to this Resolution.

4. The election of the above-named University Officers is subject to the following conditions:

a. In accordance with the Bylaws, all University Officers serve at the pleasure of the Board, without tenure in their administrative positions, and without a definite term of appointment, unless otherwise provided in a written employment contract approved by the Board.

b. The approved compensation for University Officers is for service in their administrative positions; if any University Officer also holds a tenured faculty appointment and leaves his/her University Officer position but continues in the faculty appointment, his/her initial compensation as a full-time faculty member shall not exceed the average compensation for full-time professors in the department in which he/she holds a faculty appointment, unless otherwise approved by the Board of Trustees.

Adopted by the Board of Trustees, this 19th day of June, 2014.

## Exhibit A to the Resolution on Election and Compensation of University Officers

# The University of Tennessee

Elected Officers of the University

Compensation - July 1, 2014

| | | Current June 30, 2014 | Across-the-Board | Merit & Market | Adjusted July 1, 2014 | Housing Allowance | Expense Allowance |
|---|---|---|---|---|---|---|---|
| DiPietro, Joseph A. | President | $ 465,618.12 | $ - | $ - | $ 465,618.12 | $ 20,000.04 | $12,000.00 |
| Angle, Steve R. | Chancellor, UTC | 291,000.00 | - | - | 291,000.00 | 20,000.04 | 6,999.96 |
| Arrington, Larry R. | Chancellor, UTIA | 294,090.96 | - | - | 294,090.96 | - | 5,000.04 |
| Cheek, Jimmy G. | Chancellor, UTK | 434,451.96 | - | - | 434,451.96 | 20,000.04 | 9,999.96 |
| Rakes, Thomas A. | Chancellor, UTM | 247,360.32 | - | - | 247,360.32 | 9,999.96 | 5,000.04 |
| Schwab, Steven J. | Chancellor, UTHSC | 562,380.00 | - | - | 562,380.00 | 20,000.04 | 9,999.96 |
| Millhorn, David E. [1] | Executive VP/VP Research & Econ Dev | 383,069.76 | - | - | 383,069.76 | - | 6,999.96 |
| Mizell, Catherine S. | General Counsel and Secretary | 219,527.16 | - | - | 219,527.16 | - | 5,000.04 |
| Peccolo, Charles M. | Treasurer and Chief Financial Officer | 273,362.04 | - | - | 273,362.04 | - | 5,000.04 |

Amounts are presented in dollars and cents to ensure that the annual amounts approved by the Board of Trustees can be paid out in equal monthly amounts over a 12-month peric

[1] Includes temporary additional pay of $50,000.04 for additional assignment as CEO & President of the UT Research Foundation.

THE UNIVERSITY OF TENNESSEE
BOARD OF TRUSTEES

ACTION ITEM



DATE: May 13, 2014

COMMITTEE: Executive and Compensation

ITEM: **2015 Dates for Regular Board Meetings and a Workshop**

RECOMMENDATION: Approval

PRESENTED BY: Catherine S. Mizell, Secretary

After conducting conflict checks, the following dates are proposed for three regular meetings of the Board of Trustees and a workshop in 2015:

Winter Meeting, February 25-26, 2015 in Memphis

Annual Meeting, June 24-25, 2015 in Knoxville

Workshop, September 9-10, 2015 (location to be determined)

Fall Meeting, October 15-16, 2015 in Knoxville

The Fall Meeting date is tentative, pending release of the 2015 Volunteer football schedule. If a home football game is not scheduled for October 17, 2015, alternate Fall Meeting dates will be recommended at a subsequent Committee meeting.

**MOTION:**

**That the proposed 2015 dates for regular board meetings and a workshop be recommended to the Board of Trustees for approval.**

THE UNIVERSITY OF TENNESSEE
BOARD OF TRUSTEES

ACTION ITEM

| | |
|---|---|
| DATE: | May 13, 2014 |
| COMMITTEE: | Trusteeship |
| ITEM: | **Authorization for the Vice Chair to Make Committee and Committee Chair Appointments** |
| ACTION: | Approval |
| PRESENTED BY: | Catherine S. Mizell, Secretary |



Because the Governor has several Trustee appointments or reappointments to make this year, the final composition of the Board for 2014-15 is not yet known. Therefore, it is recommended that the Vice Chair be authorized to make any necessary committee and committee chair appointments, subject to review by the Trusteeship Committee at a subsequent meeting and further subject to ratification by the Board at the 2014 Fall Meeting.

**MOTION:**

**That the Vice Chair be authorized to make any necessary committee and committee chair appointments after Trustee appointments or reappointments have been made, subject to review by the Trusteeship Committee at a subsequent meeting and further subject to ratification by the Board at the Fall Meeting on October 3, 2014.**

THE UNIVERSITY OF TENNESSEE
BOARD OF TRUSTEES

ACTION ITEM

| | |
|---|---|
| DATE: | May 13, 2014 |
| COMMITTEE: | Trusteeship |
| ITEM: | **Reappointment of UT Members to the Board of Directors of University Health System, Inc.** |
| RECOMMENDATION: | Approval |
| PRESENTED BY: | Joseph A. DiPietro, President |

9

University Health System, Inc. (UHS) is a not-for-profit corporation created in 1998 to operate the UT Medical Center in Knoxville. The UHS charter provides for a board of directors that includes three members appointed by the University President with the approval of the Board of Trustees. The current UT members are Dr. Joe Johnson, Mr. Michael Strickland, and Dr. David Millhorn.

The appointments of Dr. Johnson and Mr. Strickland will expire on June 30, and they are eligible for reappointment. The Nominating Committee of the UHS board of directors has recommended reappointment of Dr. Johnson and Mr. Strickland, and President DiPietro concurs with their reappointment for another three-year term.

**MOTION:**

**That the reappointment of Dr. Joseph E. Johnson and Mr. Michael Strickland to the Board of Directors of University Health System, Inc., for a three-year term beginning July 1, 2014 and ending June 30, 2017 be recommended to the Board of Trustees for approval.**

THE UNIVERSITY OF TENNESSEE
BOARD OF TRUSTEES

ACTION ITEM

DATE: June 18, 2014

COMMITTEE: Finance and Administration

ITEM: **Policy on a Student Programs and Services Fee**

RECOMMENDATION: Approval

PRESENTED BY: Joseph A. DiPietro, President



During the recent session of the General Assembly, the Senate adopted a resolution, introduced as Senate Joint Resolution 626, with the following key provisions:

1. Directing the Board of Trustees to work with the administration to implement a procedure allowing students to "opt in" to the allocation of fees to student organizations for student programming and strongly urging the University to provide a written acknowledgment to students to make them aware that some of the programing by student organizations may be of a controversial or objectionable nature to them.

2. Directing the Board of Trustees to work with the administration to publish a list of programs funded by the portion of the student activity fee allocated to student organizations for student programming so that students and parents may make informed choices about whether to opt in to the allocation.

3. Directing the Board of Trustees to work with the administration to consider ways to increase transparency and accountability in the process by which student activity fee funds are allocated to student organizations for student programming;

4. Directing the Board of Trustees to work with the administration to restructure the University Programs and Services Fee Board at the Knoxville campus to ensure a majority of nonstudent representation on the board; and

5. Directing the President to report to the Chairs of the Education Committees of the Senate and House of Representatives by January 1, 2014 concerning actions taken in response to the resolution.

President DiPietro worked with the Chairs of the Education Committees and the Speakers of the House and Senate to achieve mutually acceptable language in the resolution. Accordingly, upon the Senate's adoption of the resolution, President DiPietro committed to those legislative leaders that he would work in good faith to implement its directives. In consultation with the Chancellors and Chief Student Affairs Officers, who in turn consulted with student leadership, the proposed Policy on a Student Programs and Services Fee was developed as the principal means to implement the directives of the resolution.

Sections of the proposed policy addressing specific directives of the resolution are summarized below:



Section 6.A.: Requires the Chancellor to establish a Student Programming Allocation Board, which shall be the only body with authority to allocate Student Programs and Services Fee (SPSF) funds for student-organized programming.

Section 6.B.: Provides that the Student Programming Allocation Board shall be composed of students and non-student employees, with the majority being employees but at least 40 percent being students; provides that the Chancellor shall appoint the employee members, and the Chief Student Affairs Officer shall appoint the student members after soliciting and considering recommendations of the SGA.

Section 6.C.: Makes the Chief Student Affairs Officer responsible for establishing procedures for the Student Programming Allocation Board, including procedures for documenting the reasons for denying funding.

Sections 7.A. and 7.B.: Requires the Chancellor to establish an opt-in procedure before the beginning of the 2014 Fall Semester allowing every student the opportunity to expressly authorize the University to allocate a certain amount or percentage of the SPSF for student-organized programming. (Section 10 defines "student-organized programming" as programming organized by a campus student programming board recognized and advised by the campus administration, or by a registered student organization.)

[Note: Section 7.H. of the policy exempts campuses that do not allocate any part of the fee for student-organized programming. Under this provision, UT Health Science Center and UT Martin are currently exempt.]

Section 7.C.: Requires that the opt-in procedure include a written communication informing students that student-organized programming may be of a controversial nature or may be objectionable to students.

Section 7.D.: Requires the Chief Student Affairs Officer to make available to students a list of all student-organized programming funded by the SPSF during the preceding academic year.

In addition to implementing the directives of the Senate resolution, the proposed policy will update and supersede the last policy statement by the Board of Trustees concerning a student activity fee, which was a statement approved in 1971 on the University Programs and Services Fee.



**MOTION:**

**That the Policy on a Student Programs and Services Fee be adopted as presented in the meeting materials.**

# THE UNIVERSITY OF TENNESSEE
# BOARD OF TRUSTEES
# POLICY ON A STUDENT PROGRAMS AND SERVICES FEE

***Proposed for Adoption by the Board of Trustees***

***June 19, 2014***



**SECTION 1. PRIOR POLICIES AND FEES SUPERSEDED.**

This policy shall supersede any and all Board of Trustees' policies or statements concerning student activity fees that fund Student-Organized Programming, as defined in Section 10 of this policy, including the University Programs and Services Fee authorized by the Board on August 18, 1971. The Student Programs and Services Fee (SPSF) authorized by this policy shall supersede any and all previously authorized student activity fees, including the University Programs and Services Fee.

**SECTION 2. AUTHORIZATION OF THE FEE.**

The campuses of The University of Tennessee are authorized to assess, use, and allocate funds derived from a student activity fee only in accordance with this policy. Campuses may exempt certain classes of students from paying all or part of the SPSF (e.g., part-time students; distance education students). The SPSF authorized by this policy shall be the only campus fee that funds Student-Organized Programming.

**SECTION 3. PURPOSE OF THE FEE.**

The purpose of the SPSF is to advance the University's educational mission by funding non-instructional services, activities, programs, and facilities that promote student satisfaction and retention or promote the intellectual, physical, emotional, social, cultural, or leadership development of students.

**SECTION 4. RESTRICTIONS ON THE USE OF SPSF FUNDS .**

A. All expenditures of SPSF funds shall comply with University fiscal policies and procedures. The expenditure of SPSF funds shall be audited in the same manner as other University funds.
B. Funds derived from the SPSF may be used only to fund the following:
    1. expenses relating to student services, activities, and programs organized or operated under the auspices of the Chief Student Affairs Officer (e.g., operating expenses and equipment; wages, salaries, and benefits);
    2. Student-Organized Programming;
    3. the student government association recognized by the campus administration;
    4. student media (e.g., student newspaper, student yearbook) recognized by the campus administration;
    5. intercollegiate and intramural athletics;

6. the costs of acquiring, constructing, installing, or enhancing any University property or facilities primarily used for non-instructional purposes, including the satisfaction of indebtedness; and
7. the operating and maintenance costs of facilities primarily used for non-instructional purposes.

C. Campuses may establish additional restrictions on the use of SPSF funds.

**SECTION 5. CONTROL OF THE FEE.**

A. The **Board of Trustees** retains ultimate control of the SPSF by virtue of this policy and by setting the amount of the SPSF at each campus annually upon the recommendation of the Board's Finance and Administration Committee.

B. The **President** shall:

1. exercise ultimate executive control over the administration and fiscal management of the SPSF;
2. make recommendations to the Finance and Administration Committee at the Annual Meeting of the Board of Trustees concerning the amount of the SPSF at each campus, after considering the recommendations of the Chancellors; and
3. submit an annual written report to the Finance and Administration Committee at the Annual Meeting of the Board of Trustees concerning the use of SPSF funds at each campus for the previous academic year, which shall include a report detailing the use of SPSF funds at each campus that discloses the activities, services, programs, and facilities were funded by the Student Programming Allocation Committee.

C. The **Chancellor** shall:

1. exercise executive control over the administration and fiscal management of the SPSF at the campus, subject to the general supervision of the President;
2. make an annual recommendation to the President concerning the amount of the SPSF prior to the Annual Meeting of the Board of Trustees;
3. review and approve an annual budget for the use of SPSF funds submitted by the Chief Student Affairs Officer;
4. provide the President with information to include in the President's annual report to the Board's Finance and Administration Committee concerning the use of SPSF funds; and
5. perform any other duties described in this policy.

D. The **Chief Student Affairs Officer** shall:

1. establish procedures for the general administration and fiscal management of SPSF funds;
2. designate and supervise a fiscal officer for SPSF funds, who shall be responsible for the day-to-day administration and fiscal management of SPSF funds;





DRAFT

3. solicit and consider the recommendations of the recognized student government association regarding the amount of the SPSF and the budget for SPSF funds, after providing the recognized student government association with information concerning projections of SPSF funds reasonably sufficient to make informed recommendations;
4. make a recommendation to the Chancellor concerning the amount of the SPSF prior to the Annual Meeting of the Board of Trustees;
5. submit an annual budget for the use of SPSF funds to the Chancellor; and
6. perform any other duties described in this policy.

**SECTION 6. STUDENT PROGRAMMING ALLOCATION COMMITTEE.**

A. The Chancellor shall establish a Student Programming Allocation Committee (SPAC), whose primary task will be to allocate SPSF funds for Student-Organized Programming. The SPAC shall also make recommendations to the Chief Student Affairs Officer regarding how to use SPSF funds that students, pursuant to the opt-in procedure described in Section 7, have directed for a use other than Student-Organized Programming. The Chancellor may assign other tasks to the SPAC that do not conflict with this policy. The Chancellor may not assign the task of allocating SPSF funds to Campus Student Programming Boards, Registered Student Organizations, or to any other person or group other than the SPAC.

B. The Chancellor shall determine the number of members of the SPAC, which shall be composed of University students and non-student University employees. A majority of the members of the SPAC shall be non-student University employees, but at least 40 percent of the SPAC shall be composed of University students. The Chancellor shall appoint the employee members of the SPAC. The Chief Student Affairs Officer shall appoint the student members of the SPAC after soliciting and considering the recommendations of the recognized student government association.

C. The Chief Student Affairs Officer shall establish SPAC procedures for: (1) meetings; (2) recordkeeping; (3) the process and timing for the submission of funding requests to the SPAC; and (4) communicating funding decisions, including procedures for documenting the reasons for a denial of funding.

**SECTION 7. OPTIONAL FUNDING OF STUDENT-ORGANIZED PROGRAMMING.**

A. Unless a campus is exempt under the provisions of Section 7.H., the Chancellor shall establish an opt-in procedure by which every student is allowed the opportunity to expressly authorize the University to allocate a certain amount or percentage of the SPSF for Student-Organized Programming. If a student fails, for any reason, to expressly authorize the University to allocate a







DRAFT

certain amount or percentage of the SPSF for Student-Organized Programming, then that amount or percentage of the student's SPSF shall be allocated by the Chief Student Affairs Officer for a use that benefits students, within the limits described in Section 3 and 4, but the funds shall not be used for Student-Organized Programming.

B. The opt-in procedure shall be implemented before the beginning of the Fall Semester of 2014.

C. As part of the opt-in procedure, the campus shall inform students in writing (printed or electronic) that Student-Organized Programming may be of a controversial nature or may be objectionable to students.

D. The Chief Student Affairs Officer shall make available to students a list of every program funded by the SPSF during the preceding academic year that was Student-Organized Programming. The campus may provide additional information to students as long as it does not conflict with this policy. For example, the campus may inform students that the total amount of the SPSF will not change, regardless of whether they authorize the University to allocate SPSF funds for Student-Organized Programming.

E. The opt-in procedure, including the written communication to students described in Section 7.C, shall be presented to the President for approval prior to implementation. Any subsequent material changes to the opt-in procedure shall be presented to the President prior to implementation.

F. The Chief Student Affairs Officer shall determine the amount or percentage of the SPSF that is subject to the opt-in procedure. The Chief Student Affairs Officer shall solicit and consider the recommendations of the SPAC regarding how to use SPSF funds that students have not expressly authorized for allocation to Student-Organized Programming.

G. Only programs organized by Campus Student Programming Boards and/or Registered Student Organizations, as defined in Section 10 of this policy, are eligible to receive funding from the SPSF.

H. The Chancellor shall not be required to develop the SPAC, the opt-in procedure, and other procedures described in Sections 6-9 of this policy if:

1. all student programming funded by the SPSF is sponsored by the campus, and the Chief Student Affairs Officer or his/her staff designee is the final decision maker concerning student programming funded by the SPSF; and
2. the campus engages students in the student programming process only to generate ideas and/or to assist in the organization or execution of student programming selected by the Chief Student Affairs Officer or his/her staff designee.



DRAFT

**SECTION 8. CRITERIA FOR ALLOCATING SPSF FUNDS FOR STUDENT-ORGANIZED PROGRAMMING.**

A. The SPAC shall consider the following criteria exclusively in evaluating requests for Student-Organized Programming:

1. Whether, and to what degree, the program would advance the University's educational mission by promoting student satisfaction and retention and/or by promoting the intellectual, physical, emotional, social, cultural, or leadership development of students;
2. Whether the request complied with the procedures established the Chief Student Affairs Officer for the submission of funding requests to the SPAC, including whether the request was timely submitted to the SPAC;
3. Whether the program will be held on campus, and, therefore, will be easily accessible to students (priority shall be given to programs held on campus, unless ongoing construction to University facilities funded by the SPSF substantially impairs the ability of students to hold programs on campus);
4. The clarity of the request;
5. The amount of the request;
6. The total amount of SPSF funds available for allocation by the SPAC;
7. Whether, and to what degree, the request demonstrates that the Campus Student Programming Board or Registered Student organization has been diligent in determining the anticipated costs of the program;
8. Whether, and to what degree, the funding proposal is fiscally responsible;
9. If applicable, how effectively and efficiently the Campus Student Programming Board or Registered Student Organization used SPSF funds in the past;
10. If applicable, whether the Campus Student Programming board or Registered Student Organization complied with University policies concerning SPSF funds in the past;
11. If a Registered Student Organization, whether, and to what degree, the program is relevant to the Registered Student Organization's purpose, as described in the Registered Student Organization's constitution on-file with the University;
12. Whether the proposed program is substantially similar to a program that was funded by the SPSF (or the former fee known as University Programs and Services Fee at the University of Tennessee, Knoxville) and organized by any Registered Student Organization within the past two (2) years;

DRAFT

13. Whether the proposed program duplicates, in whole or in part, separate services or programs offered by other Registered Student Organizations, but this criterion shall not prohibit Registered Student Organizations from collaborating and submitting a joint funding request to the SPAC;
14. Whether the proposed program duplicates, in whole or in part, services or programs offered by an academic, administrative, or auxiliary department or division of the University.

B. The viewpoint of a Registered Student Organization or of the speaker(s) included in a proposed program shall not be considered by the SPAC when making a funding decision.

C. Student-Organized Programming funded by the SPAC must be open to attendance by all students who opted in to directing that a portion of their SPSF funds be allocated for Student-Organized Programming or who are exempt from payment of the SPSF by campus policy or law.



**SECTION 9. APPEALS.**

A Campus Student Programming Board or Registered Student Organization may appeal the SPAC's decision to deny funding. An appeal shall be submitted in writing to the Chief Student Affairs Officer within five (5) business days of the date on which the SPAC informed the Campus Student Programming Board or Registered Student Organization of the SPAC's decision to deny funding. There shall be only two grounds for appealing a decision of the SPAC: (1) the SPAC denied funding based on the viewpoint of a Registered Student Organization or of the speaker(s) included in a proposed program; and/or (2) the SPAC failed to follow its procedures in making the funding decision. The Chief Student Affairs Officer shall issue a decision on the appeal within ten (10) business days of the receipt of the appeal. The decision of the Chief Student Affairs Officer is not appealable.

**SECTION 10. DEFINITIONS.**

The following definitions apply for the purposes of this policy:

A. The term **"Campus Student Programming Board"** means a group of students recognized by the campus administration to organize campus-wide student programming and advised by a University staff member designated by the Chancellor or a Vice Chancellor.

B. The term **"Registered Student Organization"** means a student organization registered with the University in accordance with University rules.

C. The term **"Student-Organized Programming"** means programs organized by Campus Student Programming Boards and/or Registered Student Organizations.

THE UNIVERSITY OF TENNESSEE
BOARD OF TRUSTEES

ACTION ITEM

| | |
|---|---|
| DATE: | June 18, 2014 |
| COMMITTEE: | Finance and Administration |
| CAMPUS/UNIT: | UT Knoxville |
| ITEM: | **Towing Fine Increase at UT Knoxville** |
| RECOMMENDATION: | Approval |
| PRESENTED BY: | Charles M. Peccolo, Treasurer and Chief Financial Officer |



UT Knoxville requests approval to increase the towing fine by $18 from $42 to $60, with a $5.00 per day storage fee. The increase would match the University's towing cost of $60.

A wheel boot device is used for most parking violations. Towing is typically used only for criminal violations, violations presenting a safety hazard, or to remove unauthorized vehicles prior to football games and other events.

Because this parking regulation involves a fine, it must be promulgated under the rulemaking procedures of the Tennessee Uniform Administrative Procedures Act (TUAPA), including a roll call vote in the full Board meeting. Chapter 1720-04-5 of the Rules of The University of Tennessee appears in its entirety in the following pages, with the proposed revisions redlined on page 6.

**MOTION:**

**That amended Chapter 1720-04-5 of the Rules of The University of Tennessee be adopted to increase the towing fine at UT Knoxville from $42 to $60, with a $5.00 per day storage fee.**

Field Cod

# RULES
# OF
# THE UNIVERSITY OF TENNESSEE

## CHAPTER 1720-04-5
## TRAFFIC AND PARKING REGULATIONS

## TABLE OF CONTENTS


| | | | |
|---|---|---|---|
| 1720-04-5-.01 | General | 1720-04-5-.06 | Enforcement |
| 1720-04-5-.02 | Registration of Vehicles | 1720-04-5-.07 | Penalties |
| 1720-04-5-.03 | Staff Space Allocation and Parking Assignment | 1720-04-5-.08 | Appeals |
| | | 1720-04-5-.09 | Restrictions |
| 1720-04-5-.04 | Vehicle Operation | 1720-04-5-.10 | Special Occasions and Emergencies |
| 1720-04-5-.05 | Violations | 1720-04-5-.11 | Pedestrian Regulations |


11

### 1720-04-5-.01 GENERAL.

(1) These regulations are established by the Traffic and Parking Authority of The University of Tennessee as directed by resolution of The University of Tennessee Board of Trustees on June 20, 1968. They are applicable to all students, faculty, staff, and visitors on the Knoxville campus of The University of Tennessee. Students are required to obey these regulations as a condition of attendance at the University, and faculty and staff (hereinafter referred to as staff) members are required to obey them as a condition of employment.

(2) The purpose of these regulations is to facilitate the safe and orderly conduct of University business and provide parking facilities in support of this function within the limits of available space.

(3) The UT Police Department is responsible for implementation and enforcement of these regulations. Records are maintained by the Parking and Transit Services Department, 974-6031.

(4) The University shall have no responsibility for loss or damage to any vehicle or its contents operated or parked on the Knoxville campus of The University of Tennessee.

(5) Regulations are enforceable seven (7) days a week, twenty-four (24) hours a day, including holidays and breaks.

***Authority:*** *T.C.A §49-9-209(e).*

### 1720-04-5-.02 REGISTRATION OF VEHICLES.

(1) All motor vehicles operated by staff and students in connection with their employment or attendance at The University of Tennessee must be registered with the Parking and Transit Services Department. Registration alone does not confer any parking privileges at any time on campus. Registration improves the security of campus, identifies the operator as affiliated with the University and provides for more expedient notification in the event of any emergency. THERE WILL BE NO CHARGE FOR REGISTRATION.

(2) Transferable registration hanging tags will be issued to staff and students registering their vehicles. To be valid, these tags must be clearly visible and hanging from the rear view mirror of the registrant's vehicle.

(3) Registration tags are not parking permits and do not confer any parking privileges at any time on campus.

(4) Parking at University Apartments requires a special registration tag that is to be obtained from the Resident Manager's Office of the apartment complex of residency. This tag will authorize parking at a particular housing unit only. Parking in University lots on the Agriculture and Main Campuses will require the appropriate staff or student parking permit, which may be obtained at the Parking and Transit Services Department, University Center, Room 24, or 2121 Stephenson Drive.

(5) Vehicle registration must be renewed at the beginning of each Fall Semester and is valid until the beginning of the following Fall Semester so long as the registrant remains a student or a University employee.

(6) Staff vehicle registrations must be accomplished within 72-hours of joining the University staff and within 72-hours of acquiring a vehicle. A temporary permit is required during this initial 72-hour period. Staff vehicle registration must be renewed each year at the beginning of the parking year (August 1 through July 31).

(7) Student vehicle registration must be accomplished by the first day of class or within 72 hours of acquiring a vehicle. A temporary permit is required during this 72-hour period.



(8) Lost or stolen registration tags (E tags, K tags) will be replaced without charge.

(9) The person to whom a vehicle is registered is responsible for that vehicle and all violation citations issued thereto. If the person operating the vehicle is other than the registrant when a violation is committed, both he/she and the registrant may be cited.

(10) Specific EXPIRATION DATES are indicated on each registration tag.

(11) Ownership of vehicle registration is not transferable.

***Authority:*** *T.C.A. §49-9-209(e).*

**1720-04-5-.03 STAFF SPACE ALLOCATION AND PARKING ASSIGNMENT.**

(1) Parking spaces will be allocated to the departments through the appropriate dean or director.

(2) Deans or directors will make individual assignments not to exceed the number of spaces allocated.

(a) Priority of assignment is up to each department; however, professional rank, seniority, job requirements or physical limitations should be prime considerations.

(b) Assignments will be made by the Parking and Transit Services Department in accordance with instructions from deans or directors.

(c) Assignments and permits extend from the time of issuance to the beginning of the following fall semester.

(d) Staff members will present to the Parking and Transit Services Department letters of authorization from deans or directors for area assignment.

***Authority:*** *T.C.A.§49-9-209(e).*

**1720-04-5-.04 VEHICLE OPERATION.**

(1) All persons operating a vehicle on University property or in the campus area, which includes city streets running through University property, must be properly licensed operators.

(2) Pedestrians have the right of way at established pedestrian crossings, except where regulated by traffic control lights or police officers.

(3) Under normal conditions the maximum speed limit on campus streets is 20 mph and 30 mph on the city streets or as posted. However, vehicles may not be operated at any speed which is excessive for the conditions which may exist as a result of weather, traffic congestion, pedestrians, etc.

(4) Traffic control signs, devices and directions of police officers will be obeyed.

(5) All persons operating vehicles are responsible for maintaining control of the vehicle, safe operation of the vehicle, and observance of traffic control signs, barriers, and devices.



(6) Operating a motor vehicle in any area other than a street or roadway intended for motor vehicles is prohibited.

(7) All accidents must be reported to the University Police immediately (974-3111).

(8) Bicycles operated on campus or city streets will be controlled under the same regulations and conditions that apply to motor vehicles.

***Authority:*** *Public Acts of Tennessee, 1839-1840, chapter 98, Section 5 and Public Acts of Tennessee, 1807, chapter 64.*

**1720-04-5-.05 VIOLATIONS.**

(1) The following examples shall constitute violations of these regulations:

(a) Registration

1. On University property with no visible permit or registration tag

2. Altered or mutilated registration tag or parking permit

3. Unauthorized possession of registration tag or parking permit

4. Falsification of registration information

(b) Parking

1. In a no parking zone

2. In unauthorized area

3. In loading zone (including loading dock)

4. Blocking Demptster Dumpster

5. In fire lane

6. Blocking or obstructing traffic, street, sidewalk driveway, fire hydrant, building entrance or exit or another vehicle.

7. Parked wrong way on one-way street

8. Parked overtime

9. Disability parking violation, as defined by State law (e.g., an unauthorized use of a disabled parking space, ramp, plate, or placard; parking a vehicle so that a portion of the vehicle encroaches into a disabled parking space in a manner which restricts, or reasonably could restrict, a person confined to a wheelchair from exiting or entering a vehicle properly parked within the disabled parking space)

10. Parked outside lines or appropriately marked space



(c) Moving

1. Exceeding posted speed limit

2. Excessive speed for existing conditions

3. Failure to obey traffic control signal or sign

4. Failure to obey a police officer

5. Operating a vehicle without a valid operator's license

6. Driving off of roadway or street

7. Reckless driving and/or racing

8. Failure to yield right-of-way at pedestrian crossing

9. Leaving scene of accident

10. Failure to signal turn or stop

11. Wrong way on one-way street

12. Following too closely

13. Operating mechanically unsafe vehicle

14. Driving while under the influence of alcohol or narcotics

15. Operating vehicle causing loud or unnecessary noise, such as loud mufflers, horns, P.A. systems, etc.

***Authority:*** *T.C.A. §49-9-209(e).*

**1720-04-5-.06 ENFORCEMENT.**

(1) University violation citations must be answered in person or by mail at the Parking and Transit Services Department, University Center, Room 24, or 2121 Stephenson Drive, within fourteen (14) calendar days after issuance to avoid 50% penalty for late payment or forfeiture of right to appeal.

(2) City citations must be answered as indicated on the citations.

(3) Vehicles having a violation citation(s) which has not been satisfactorily disposed of by payment of assessed penalties/fines within the fourteen (14) calendar day period or by a successful appeal may be towed/booted whenever found parked on University property, provided the owner of such vehicle will first be notified in writing of

(a) The existence of delinquent violation citation(s);

(b) The owner's right to a hearing and where such hearing may be obtained; and

(c) The University's intent to tow/boot such vehicle when it is next found on University property, whether parked legally or illegally.



(4) Vehicles parked in a fire lane, designated handicapped parking space, reserved parking space, or in such manner as to impede the flow of traffic or disrupt the orderly affairs of the University may be impounded/booted. Owners of vehicles impounded/booted for the above reasons have a right to a hearing that will be provided on request prior to the payment of penalties.

(5) Hearing will be provided at the Parking and Transit Services Department located at University Center, Room 24.

(6) Impounded vehicles may be claimed at University Center, Room 24, M-F, 8:30 a.m.-4:30 p.m. After this time, vehicles may be claimed at UT Police Department, 1101 Cumberland Avenue. Impounded vehicles will be released only upon proper identification.

***Authority:*** *T.C.A. §49-9-209(e).*

**1720-04-5-.07 PENALTIES.**

(1) Fines and Other Penalties for Violations - Staff, Students and Visitors

(a) Registration violation $32.00 (except an altered or mutilated registration tag or parking permit violation, an unauthorized possession of registration tag or parking permit violation, and a falsification of registration information violation, the penalty for each of which is $250.00).

(b) Parking violation $24.00, except for the following violations:

1. Fire lane violation $42.00

2. Disability parking violation. The fine for a disability parking violation is set by State law, Tennessee Code Annotated section 55-21-108. As of July 1, 2008, the fine was set at two hundred dollars ($200). The fine imposed under these regulations will increase or decrease automatically when

increased or decreased by State law. The fine for a disability parking violation shall not be suspended or waived. In addition to the fine, not more than five (5) hours of community service work may be imposed for a disability parking violation. Any community service work requirements imposed shall be to assist the disabled community by monitoring disabled parking spaces, providing assistance to disability centers or to disabled veterans, or other such purposes.

(c) Moving violation $29.00

(d) Impounded/towed vehicle $60.00 (plus $5.00 per day storage fee)

(~~d~~e) ~~Impounded/b~~Booted vehicle $42.00 (plus $3.00 per day storage fee)

(2) If a citation is not paid or appealed within fourteen (14) calendar days after issuance, a penalty of 50% of the fee will be assessed. In case a citation is appealed, all amounts due must be paid within fourteen (14) calendar days of notification that the original appeal was not sustained.

(3) Disciplinary Action - Staff and Students.

(a) Any staff member or student who has failed to pay citations is subject to disciplinary action up to and including termination or dismissal from the University.

(b) Students with outstanding traffic citations will not be permitted to register at the beginning of the semester until indebtedness is cleared.

(c) A staff member with outstanding traffic citations will not be allowed to register a vehicle or purchase a parking permit.

***Authority:*** *T.C.A. §49-9-209(e).*

**1720-04-5-.08 APPEALS.**

(1) Student and Staff Appeals Boards are appointed by the Traffic and Parking Authority:

(2) A written appeal, using the form supplied by the Parking and Transit Services Department, is the initial step in the appeals process. This must be done within fourteen (14) calendar days from the issuance of the citation or the right of appeal will be forfeited. Appeals must be made by the person cited or person to whom the vehicle is registered. Oral or written requests from other persons will not be accepted except to clarify that a person cited is not an active UT employee or student.

(3) Failure to appear without prior notice at scheduled Staff or Student Appeals Board meetings will result in forfeiture of right to appeal to the Board.

(4) A Staff Appeals Board meets as required at University Center, Room 24. A Student Appeals Board meets regularly during each semester at the same location. The Parking and Transit Services Department (974-6031) may be contacted for appeals information.

(5) Information concerning higher appeals is available for those who wish to pursue the appeals process further.

(6) A staff member or student who receives MORE THAN six (6) citations, paid or unpaid (but not including citations under appeal) in the same academic year may be required to forfeit his or her parking privilege for the remainder of that academic year. Such a violator will be scheduled to appear before an Appeals Board. The Board will make a recommendation to the UT-Traffic and Parking Authority about forfeiture of the parking privilege. A person who parks his or her car on campus after the parking permit has been forfeited may have the car impounded/booted until all citations are paid, including the impoundment/booting fee.

***Authority:*** *T.C.A. §49-9-209(e).*

**1720-04-5-.09 RESTRICTIONS.**

(1) University streets or grounds may not be used by any firm, corporation or person for advertising or commercial purposes.

(2) Excessive noise by musical instruments, loudspeakers, faulty mufflers, or muffler cutouts is prohibited on streets within the Campus Area.

(3) Student and staff vehicles are to be removed from designated parking lots by 7:00 a.m. on days when football games are scheduled at Neyland Stadium. Vehicles remaining after 7:00 a.m. will be removed and impounded.



***Authority:*** *T.C.A. §49-9-209(e).*

**1720-04-5-.10 SPECIAL OCCASIONS AND EMERGENCIES.** On special occasions - for example: athletic events, concerts, graduation exercises, etc., and in emergencies - parking and traffic limitations may be imposed by UT Police or the Parking and Transit Services Department as required by the conditions which prevail.

***Authority:*** *T.C.A. §49-9-209(e).*

**1720-04-5-.11 PEDESTRIAN REGULATIONS.**

(1) Students and staff members must not endanger their safety or constitute an unreasonable impediment to lawful vehicular traffic by crossing streets at other than authorized lanes or by willfully walking or congregating in the streets.

(2) All persons will avoid walking across lawns or against traffic signs.

***Authority:*** *T.C.A. §49-9-209(e).*

THE UNIVERSITY OF TENNESSEE
BOARD OF TRUSTEES

ACTION ITEM

DATE: June 18, 2014

COMMITTEE: Finance and Administration

ITEM: **Use of University Property**

RECOMMENDATION: Approval

PRESENTED BY: Catherine S. Mizell, General Counsel and Secretary

12

At the Winter Meeting on February 27, 2014, the Board adopted Chapter 1720-01-2 of the Rules of The University of Tennessee, titled "Use of University Property" to supersede the current Chapter 1720-01-2, titled "Access to University Property." The Board's adoption was the first step in the formal rulemaking process under the Tennessee Uniform Administrative Procedures Act. The rule was subsequently presented to the State Attorney General for review.

The Attorney General has asked that certain revisions to the rule be presented to the Board for approval. The relatively minor revisions provide clarification of intent. In the following pages, a version of the rule showing the revisions appears first, followed by the final version presented for adoption at this meeting.

Upon adoption by the Board, the rule will submitted to the Attorney General for approval and, if approved by the Attorney General, filed with the Secretary of State under both the emergency and ordinary rulemaking procedures the Tennessee Uniform Administrative Procedures Act.

**MOTION:**

**That the Board of Trustees adopt the proposed Chapter 1720-01-2 of the Rules of The University of Tennessee, titled "Use of University Property," to supersede the current Chapter 1720-01-2, titled "Access to University Property."**

**RULES**
**OF**
**THE UNIVERSITY OF TENNESSEE**

**CHAPTER 1720-01-2**
**USE OF UNIVERSITY PROPERTY**

**1720-01-2-.01 DEDICATION OF UNIVERSITY PROPERTY.** The University of Tennessee dedicates its property to the advancement of the University's principal missions of teaching, research, and service.

**1720-01-2-.02 AUTHORIZED USERS.** The following persons or groups may use University property, subject to other University rules, policies, or procedures adopted by a University campus, center, or institute, and federal, state, and local laws:

(1) University students;

(2) University employees;

(3) Members of the Board of Trustees;

(4) Government officials;

(5) A person or entity invited by the University, including, but not limited to, a University contractor;

(6) A person who has been invited by a student, a student organization, or an employee in his/her personal capacity, to join the student, student organization, or employee in the use of University property (e.g., friends and family), but not including the use of University property for free expression activities;

(7) A person using University property for free expression activities pursuant to Chapter 1720-01-12 (Use of University Property by Non-Affiliated Persons for Free Expression Activities).

~~(7)~~(8) Volunteers of the University, as defined by University policy;

~~(8)~~(9) Prospective students visiting University property and persons accompanying prospective students;

~~(9)~~(10) Alumni visiting University property and persons accompanying alumni;

~~(10)~~(11) A person who has a right of access to University property under Tennessee Code Annotated § 8-50-1001 or any other statutory provisions permitting access to University property;

~~(11)~~(12) Any person or entity engaged in one of the following uses of University property:

(a) The use of University property for the purpose of attending a University activity or event that is open to attendance by the members of the general public at a designated place and time (e.g., athletic contests, plays, lectures, concerts);

(b) The use of University-owned streets, or University-owned sidewalks bordering University-owned streets, as thoroughfares while traveling from one location to another location;

(c) The use of University property that is open to the general public (e.g., campus bookstore, library, museum);

(d) The use of University property consistent with the terms of a lease agreement with the University; or

(e) The use of University property for a purpose relating to obtaining medical treatment from the University.

**1720-01-2-.03 USE OF UNIVERSITY PROPERTY FOR FREE EXPRESSION ACTIVITIES**. Chapter 1720-01-12 (Use of University Property ~~for Free Expression Activities~~ by Non-Affiliated Persons for Free Expression Activities) governs the use of University property for free expression activities by persons who are not affiliated with the University. To the extent of any conflict between this Chapter and Chapter 1720-01-12, Chapter 1720-01-12 shall control.

12

**RULES**
**OF**
**THE UNIVERSITY OF TENNESSEE**

**CHAPTER 1720-01-2**
**USE OF UNIVERSITY PROPERTY**

**1720-01-2-.01 DEDICATION OF UNIVERSITY PROPERTY.** The University of Tennessee dedicates its property to the advancement of the University's principal missions of teaching, research, and service.

**1720-01-2-.02 AUTHORIZED USERS.** The following persons or groups may use University property, subject to other University rules, policies, or procedures adopted by a University campus, center, or institute, and federal, state, and local laws:

(1) University students;

(2) University employees;

(3) Members of the Board of Trustees;

(4) Government officials;

(5) A person or entity invited by the University, including, but not limited to, a University contractor;

(6) A person who has been invited by a student, a student organization, or an employee in his/her personal capacity, to join the student, student organization, or employee in the use of University property (e.g., friends and family), but not including the use of University property for free expression activities;

(7) A person using University property for free expression activities pursuant to Chapter 1720-01-12 (Use of University Property by Non-Affiliated Persons for Free Expression Activities).

(8) Volunteers of the University, as defined by University policy;

(9) Prospective students visiting University property and persons accompanying prospective students;

(10) Alumni visiting University property and persons accompanying alumni;

(11) A person who has a right of access to University property under Tennessee Code Annotated § 8-50-1001 or any other statutory provisions permitting access to University property;

(12) Any person or entity engaged in one of the following uses of University property:

(a) The use of University property for the purpose of attending a University activity or event that is open to attendance by the members of the general public at a designated place and time (e.g., athletic contests, plays, lectures, concerts);

(b) The use of University-owned streets, or University-owned sidewalks bordering University-owned streets, as thoroughfares while traveling from one location to another location;

(c) The use of University property that is open to the general public (e.g., campus bookstore, library, museum);

(d) The use of University property consistent with the terms of a lease agreement with the University; or

(e) The use of University property for a purpose relating to obtaining medical treatment from the University.

**1720-01-2-.03 USE OF UNIVERSITY PROPERTY FOR FREE EXPRESSION ACTIVITIES**. Chapter 1720-01-12 (Use of University Property by Non-Affiliated Persons for Free Expression Activities) governs the use of University property for free expression activities by persons who are not affiliated with the University. To the extent of any conflict between this Chapter and Chapter 1720-01-12, Chapter 1720-01-12 shall control.

**12**

THE UNIVERSITY OF TENNESSEE
BOARD OF TRUSTEES

ACTION ITEM

DATE: June 18, 2014

COMMITTEE: Finance and Administration

ITEM: **Use of University Property by Non-Affiliated Persons for Free Expression Activities**

RECOMMENDATION: Approval

PRESENTED BY: Catherine S. Mizell, General Counsel and Secretary

At the Winter Meeting on February 27, 2014, the Board adopted Chapter 1720-01-12 of the Rules of The University of Tennessee, titled "Use of University Property by Non-Affiliated Persons for Free Expression Activities," to supersede the "Speaker Policy" adopted by the Board of Trustees on June 19, 1969. The Board's adoption was the first step in the formal rulemaking process under the Tennessee Uniform Administrative Procedures Act. The rule was subsequently presented to the State Attorney General for review.



The Attorney General has asked that certain revisions to the rule be presented to the Board for approval. Most of the revisions simply provide clarification of intent. The one substantive revision deletes reference to a campus/institute policy on use of University property by student organizations or employees as controlling in the event of a conflict between that policy and the rule. The intent of this provision was to emphasize that a non-affiliated person's use of University property for free expression activities is strictly derivative of the right of the inviting student organization or faculty member to use University property. The General Counsel has concluded that this provision is not critical to the rule and that deleting it will eliminate the risk of a non-affiliated person claiming to be unaware of restrictions in a campus/institute policy.

In the following pages, a version of the rule showing the revisions appears first, followed by the final version presented for adoption at this meeting. The substantive revision described above appears on page 3 in sections 1720-01-12-.04(2) and 1720-01-12-.04(3).

Upon adoption by the Board, the rule will be submitted to the Attorney General for approval and, if approved by the Attorney General, filed with the Secretary of State under both the emergency and ordinary rulemaking procedures the Tennessee Uniform Administrative Procedures Act.

**MOTION:**

**That the Board of Trustees adopt proposed Chapter 1720-01-12 of the Rules of The University of Tennessee, titled "Use of University Property by Non-Affiliated Persons for Free Expression Activities," to supersede the "Speaker Policy" adopted by the Board of Trustees on June 19, 1969.**

**RULES**
**OF**
**THE UNIVERSITY OF TENNESSEE**

**CHAPTER 1720-01-12**
**USE OF UNIVERSITY PROPERTY BY NON-AFFILIATED PERSONS**
**FOR FREE EXPRESSION ACTIVITIES**

**1720-01-12-.01 PURPOSE AND APPLICATION OF THIS CHAPTER.** The purpose of this Chapter is to provide a uniform basis on which the University of Tennessee will regulate the use of University property by non-affiliated persons for free expression activities through reasonable, viewpoint neutral regulations consistent with and in furtherance of the University's principal missions of teaching, research, and service. To the extent of any conflict between this Chapter and Chapter 1720-01-2 (Use of University Property), Chapter 1720-01-8 (Assembly Policy), or Chapter 1720-01-7 (Solicitation on University Property), this Chapter shall control. This Chapter supersedes and replaces the "Speaker Policy" adopted by the University of Tennessee Board of Trustees on June 19, 1969.

**1720-1-12-.02 DEFINITIONS.**

(1) The term "academic freedom" means the academic freedom of a University faculty member described in the University of Tennessee Board of Trustees' Policies Governing Academic Freedom, Responsibility, and Tenure.

(2) The term "designated public forum" means property that has not traditionally been regarded as open to free expression activities but which has been intentionally opened by the University for the purpose of free expression activities by members of the general public.

(3) The term "free expression activities" means expression and/or assemblies protected by the First Amendment, including, but not limited to, picketing, distributing printed materials, public speaking, demonstrations, rallies, vigils, parades, and marches.

(4) The term "limited public forum" means property that has not traditionally been regarded as open to free expression activities but which has been intentionally opened by the University for the purpose of free expression activities by certain groups or opened by the University for the purpose of free expression activities that are dedicated solely to the discussion of certain subjects.

(5) The term "non-affiliated person" means any person or entity who is not a University unit, student, student organization, employee, or volunteer.

(6) The term "nonpublic forum" means property that is not a forum for free expression activities.

(7) The term "printed materials" means publications, handbills, posters, leaflets, petitions, fliers and all other types of written matter.

(8) The term "public speaking" means:

(a) orally and audibly expressing;

(b) a message, idea, opinion, concept, principle, or belief;

(c) to one or more other persons;

(d) in public; and

(e) in a manner other than through a private conversation.

(9) The term "student organization" means a student organization registered with the University in accordance with University rules.

(10) The term "traditional public forum" means property that by tradition or by government fiat is open to assembly and debate by members of the general public, such as city streets, sidewalks, and parks.

(11) The term "University" means the campuses, centers, and institutes of the University of Tennessee, and all their constituent parts, and the University of Tennessee system administration.

(12) The term "University unit" means any academic, administrative, or auxiliary department or division of the University or any other official entity of the University, functioning through University employees acting within the scope of their University employment.

(13) The term "University property" means all land, grounds, structures, and any other physical property owned, controlled, or operated by the University.

**1720-1-12-.03 GENERAL RULES.**

(1) The University's property is dedicated to the advancement of the University's principal missions of teaching, research, and service. The University's property is not a traditional public forum or a designated public forum and thus is not open for use by non-affiliated persons, either by tradition or by University policy, for free expression activities, except as otherwise expressly provided in this Chapter. Rather, with the exception of the streets and sidewalks described in Section .06, University property consists of a variety of limited public forums and nonpublic forums.

(2) Free expression activities permitted by this Chapter are subject to the time, place, and manner restrictions in Section .08.

**1720-1-12-.04 NON-AFFILIATED PERSONS INVITED TO PARTICIPATE IN THE FREE EXPRESSION ACTIVITIES OF STUDENT ORGANIZATIONS AND FACULTY MEMBERS USING LIMITED PUBLIC FORUMS.**

(1) The University has opened many of its outdoor spaces and indoor facilities as limited public forums for use by students and by faculty members exercising academic freedom. In accordance with well-established First Amendment law, the University does not regulate these free expression activities on the basis of viewpoint.

(2) A student organization using a University limited public forum may invite a non-affiliated person to participate in the student organization's free expression activities, subject to the terms of the invitation and subject to the time, place, and manner restrictions in Section .08 ~~applicable campus/institute policy on the use of University property by student organizations, which shall control in the event of a conflict between that policy and this Chapter~~. The student organization that invites the non-affiliated person shall be responsible for ensuring that the non-affiliated person is knowledgeable about the restrictions in this Chapter ~~and the applicable campus/institute policy on the use of University property by student organizations~~.

(3) A faculty member using a University limited public forum in the exercise of his or her academic freedom may invite a non-affiliated person to participate in the faculty member's free expression activities, subject to the terms of the invitation and subject to the time, place, and manner restrictions in Section .08~~applicable campus/institute policy on the use of University property by employees, which shall control in the event of a conflict between that policy and this Chapter~~. The faculty member who invites the non-affiliated person shall be responsible for ensuring that the non-affiliated person is knowledgeable about the restrictions in this Chapter ~~and the applicable campus/institute policy on the use of University property by employees~~.

(4) A non-affiliated person invited pursuant to this Section .04 is not a guest of the University. Rather, the non-affiliated person is a guest of the student organization or faculty member who is using the University's limited public forum.

(5) A student organization or faculty member deciding whom to invite or not invite as a participant in free expression activities in a University limited public forum pursuant to this Section .04 does not exercise the governmental authority of the University or the State of Tennessee (i.e., the student organization or faculty member is not acting as a governmental official deciding who is allowed to use a limited public forum). Rather, the student organization or faculty member is the user of the forum, with First Amendment rights to decide whom to include in the free expression activities. An invitation extended to a non-affiliated person by a student organization or faculty member under this Section .04 shall not be construed to imply approval or endorsement by the University of the views expressed by the non-affiliated person.

(6) The participation of a non-affiliated person in free expression activities under this Section .04 is by invitation initiated by a student organization or faculty member. Nothing in this Chapter shall be construed to grant a non-affiliated person a right to solicit such an invitation from a student organization or faculty member or require a student organization or faculty member to respond to such a solicitation from a non-affiliated person.

**1720-1-12-.05 NON-AFFILIATED PERSONS INVITED TO PARTICIPATE IN FREE EXPRESSION ACTIVITIES IN CONNECTION WITH AN OFFICIAL ACTIVITY OF A UNIVERSITY UNIT.**

(1) A University unit may invite a non-affiliated person to participate in free expression activities in connection with an official activity of the University unit (e.g., lecture, presentation, debate, panel, symposium) if the head of the University unit determines that the non-affiliated person's participation would advance one or more of the University's principal missions of teaching, research, and service. In making such a determination, the head of the University unit is deciding how to use University property to advance the University's mission. That decision is government speech, which is not subject to the restrictions of the First Amendment's Free Speech Clause.

(2) The participation of a non-affiliated person in free expression activities under this Section .05 is by invitation initiated by a University unit. Nothing in this Chapter shall be construed to grant non-affiliated persons a right to solicit such an invitation or to require a University unit to respond to such a solicitation from a non-affiliated person.

**1720-1-12-.06 UNIVERSITY STREETS AND SIDEWALKS.**

(1) Subject to the time, place, and manner restrictions in Section .08, ~~T~~the following University property may be used by a non-affiliated person for free expression activities:

13

(a) A street owned or controlled by the University;

(b) A sidewalk owned or controlled by the University that runs parallel to a street owned or controlled by the University; or

(c) A sidewalk owned or controlled by the University that runs parallel to a street owned or controlled by a municipality, county, or the State of Tennessee.

(2) Section .06(1) does not include: University access or service roads (i.e., roads with the primary function of providing for the movement of vehicular traffic between a street and a University facility or parking lot); parking lots; ramps; alleys; mass transit loading zones or waiting areas; driveways; or any property with the primary function of providing for the movement of pedestrian traffic, such as sidewalks not described in Section .06(1), pedestrian malls, pedestrian bridges, greenways, and trails.

(3) This Chapter does not apply to streets, sidewalks, or other traditional or designated public forums owned by a municipality, county, or the State of Tennessee, the uses of which are subject to compliance with federal, state, or local law, rule, regulation, or ordinance.

(4) For purposes of this Section .06, the term "State of Tennessee" does not include the University.

~~(4)~~(5) Each campus shall publish on its website a map that indicates the streets and sidewalks described in Section .06(1).

**1720-1-12-.07 OTHER FREE EXPRESSION ACTIVITIES.**

(1) Subject to the time, place, and manner restrictions in Section .08, a non-affiliated person may communicate a message on "The Rock" at the University of Tennessee, Knoxville.

(2) Subject to the time, place, and manner restrictions in Section .08, nothing in this Chapter shall be construed to prohibit a non-affiliated person who is engaged in a use of University property permitted under Chapter 1720-01-2 (Use of University Property) from engaging in free expression activities such as a private conversation, gesturing, operating a vehicle displaying written expression, standing, or wearing expressive clothing, accessories, buttons, or stickers.

(3) Certain University activities and events are open to attendance by non-affiliated persons at a designated place and time, such as athletic contests, plays, lectures, and concerts. Subject to the time, place, and manner restrictions in Section .08, nothing in this Chapter shall be construed to prohibit a non-affiliated person from attending and participating in such an activity or event and participating in free expression activities germane to the activity or event (e.g., cheering at a football game, singing at a concert).

(4) The University may designate certain University property as available for lease to non-affiliated persons for free expression activities under standard terms and conditions and subject to the time, place, and manner restrictions in Section .08. In the event of any inconsistency between this Chapter and the terms of a lease agreement between the University and a non-affiliated person, the terms of the lease agreement shall control over this Chapter.

13

**1720-1-12-.08 TIME, PLACE, AND MANNER RESTRICTIONS.**

(1) The University will regulate the time, place, and manner of free expression activities in order to prevent substantial disruption of the advancement of the University's teaching, research, or service missions; prevent substantial disruption of normal or scheduled uses of University property by persons affiliated with the University; facilitate traffic on University property; preserve residential tranquility for students; preserve an atmosphere conducive to learning; preserve University property and prevent the use of University property contrary to law or University policies; and protect the health, safety, and welfare of persons affiliated with the University and/or persons using University property pursuant to Chapter 1720-01-02 (Use of University Property).

(2) A non-affiliated person using University property shall not:

(a) block or substantially impede vehicular, bicycle, pedestrian, or other traffic, as the right of way of streets, sidewalks, and pedestrian malls must be maintained;

(b) block or substantially impede entrances or exits to University property;

(c) substantially disrupt or interfere with University operations, events, or activities;

(d) substantially disrupt or interfere with the ability of a student to sleep or study in a University residence hall between the hours of 10:00 p.m. and 6:00 a.m. during an academic term, or the ability of a student to study in a University library;

(e) violate a federal, state, or local law, rule, regulation, or ordinance;

(f) engage in speech that is obscene; is defamatory; consists of fighting words; communicates an objectively serious expression of intent to commit an act of unlawful violence to a particular individual or group; or is directed to inciting or producing imminent lawless action and is likely to incite or produce such action;

(g) engage in camping in violation of Tennessee law, the Equal Access to Public Property Act of 2012, unless the area on which camping occurs has been specifically designated by the University as available for camping;

(h) unreasonably threaten the health or safety of another person; or

(i) damage or deface University property, including, but not limited to, grass, shrubs, trees, or other landscaping.

(3) A non-affiliated person permitted to distribute printed materials under this Chapter shall refrain from littering and may be held responsible for costs incurred as a result of littering.

(4) A non-affiliated person shall not place any signs, banners, posters, or other displays on or against, attach them to, or write on any structure or natural feature of University property, including, but not limited to, doors, buildings, windows, walls, the surface of walkways or roads, fountains, utility poles, lampposts, waste receptacles, trees, street signs, ash urns, benches, bus stops, University-owned signage, emergency phones, railings, newsstands, and utility boxes. Nor may any chalk, paint, or permanent markings be placed on or against, attached to, or written on such structures or natural features. Signs, banners, posters, and other displays causing ground penetration are prohibited. This Section .08(4) shall not apply to "The Rock" at the University of Tennessee, Knoxville.

(5) A non-affiliated person shall not ~~place~~ distribute printed materials on motor vehicles parked on University property.

13

**RULES**
**OF**
**THE UNIVERSITY OF TENNESSEE**

**CHAPTER 1720-01-12**
**USE OF UNIVERSITY PROPERTY BY NON-AFFILIATED PERSONS**
**FOR FREE EXPRESSION ACTIVITIES**

**1720-01-12-.01 PURPOSE AND APPLICATION OF THIS CHAPTER.** The purpose of this Chapter is to provide a uniform basis on which the University of Tennessee will regulate the use of University property by non-affiliated persons for free expression activities through reasonable, viewpoint neutral regulations consistent with and in furtherance of the University's principal missions of teaching, research, and service. To the extent of any conflict between this Chapter and Chapter 1720-01-2 (Use of University Property), Chapter 1720-01-8 (Assembly Policy), or Chapter 1720-01-7 (Solicitation on University Property), this Chapter shall control. This Chapter supersedes and replaces the "Speaker Policy" adopted by the University of Tennessee Board of Trustees on June 19, 1969.

**1720-01-12-.02 DEFINITIONS.**

(1) The term "academic freedom" means the academic freedom of a University faculty member described in the University of Tennessee Board of Trustees' Policies Governing Academic Freedom, Responsibility, and Tenure.

(2) The term "designated public forum" means property that has not traditionally been regarded as open to free expression activities but which has been intentionally opened by the University for the purpose of free expression activities by members of the general public.

(3) The term "free expression activities" means expression and/or assemblies protected by the First Amendment, including, but not limited to, picketing, distributing printed materials, public speaking, demonstrations, rallies, vigils, parades, and marches.

(4) The term "limited public forum" means property that has not traditionally been regarded as open to free expression activities but which has been intentionally opened by the University for the purpose of free expression activities by certain groups or opened by the University for the purpose of free expression activities that are dedicated solely to the discussion of certain subjects.

(5) The term "non-affiliated person" means any person or entity who is not a University unit, student, student organization, employee, or volunteer.

(6) The term "nonpublic forum" means property that is not a forum for free expression activities.

(7) The term "printed materials" means publications, handbills, posters, leaflets, petitions, fliers and all other types of written matter.

(8) The term "public speaking" means:

(a) orally and audibly expressing;

(b) a message, idea, opinion, concept, principle, or belief;

(c) to one or more other persons;

(d) in public; and

(e) in a manner other than through a private conversation.

(9) The term "student organization" means a student organization registered with the University in accordance with University rules.

(10) The term "traditional public forum" means property that by tradition or by government fiat is open to assembly and debate by members of the general public, such as city streets, sidewalks, and parks.

(11) The term "University" means the campuses, centers, and institutes of the University of Tennessee, and all their constituent parts, and the University of Tennessee system administration.

(12) The term "University unit" means any academic, administrative, or auxiliary department or division of the University or any other official entity of the University, functioning through University employees acting within the scope of their University employment.

(13) The term "University property" means all land, grounds, structures, and any other physical property owned, controlled, or operated by the University.

**1720-01-12-.03 GENERAL RULES.**

(1) The University's property is dedicated to the advancement of the University's principal missions of teaching, research, and service. The University's property is not a traditional public forum or a designated public forum and thus is not open for use by non-affiliated persons, either by tradition or by University policy, for free expression activities, except as otherwise expressly provided in this Chapter. Rather, with the exception of the streets and sidewalks described in Section .06, University property consists of a variety of limited public forums and nonpublic forums.

(2) Free expression activities permitted by this Chapter are subject to the time, place, and manner restrictions in Section .08.

**1720-01-12-.04 NON-AFFILIATED PERSONS INVITED TO PARTICIPATE IN THE FREE EXPRESSION ACTIVITIES OF STUDENT ORGANIZATIONS AND FACULTY MEMBERS USING LIMITED PUBLIC FORUMS.**

(1) The University has opened many of its outdoor spaces and indoor facilities as limited public forums for use by students and by faculty members exercising academic freedom. In accordance with well-established First Amendment law, the University does not regulate these free expression activities on the basis of viewpoint.

(2) A student organization using a University limited public forum may invite a non-affiliated person to participate in the student organization's free expression activities, subject to the terms of the invitation and subject to the time, place, and manner restrictions in Section .08. The student organization that invites the non-affiliated person shall be responsible for ensuring that the non-affiliated person is knowledgeable about the restrictions in this Chapter.

(3) A faculty member using a University limited public forum in the exercise of his or her academic freedom may invite a non-affiliated person to participate in the faculty member's free expression activities, subject to the terms of the invitation and subject to the time, place, and manner restrictions in Section .08. The faculty member who invites the non-affiliated person shall be responsible for ensuring that the non-affiliated person is knowledgeable about the restrictions in this Chapter.

(4) A non-affiliated person invited pursuant to this Section .04 is not a guest of the University. Rather, the non-affiliated person is a guest of the student organization or faculty member who is using the University's limited public forum.

(5) A student organization or faculty member deciding whom to invite or not invite as a participant in free expression activities in a University limited public forum pursuant to this Section .04 does not exercise the governmental authority of the University or the State of Tennessee (i.e., the student organization or faculty member is not acting as a governmental official deciding who is allowed to use a limited public forum). Rather, the student organization or faculty member is the user of the forum, with First Amendment rights to decide whom to include in the free expression activities. An invitation extended to a non-affiliated person by a student organization or faculty member under this Section .04 shall not be construed to imply approval or endorsement by the University of the views expressed by the non-affiliated person.

(6) The participation of a non-affiliated person in free expression activities under this Section .04 is by invitation initiated by a student organization or faculty member. Nothing in this Chapter shall be construed to grant a non-affiliated person a right to solicit such an invitation from a student organization or faculty member or require a student organization or faculty member to respond to such a solicitation from a non-affiliated person.

**1720-01-12-.05 NON-AFFILIATED PERSONS INVITED TO PARTICIPATE IN FREE EXPRESSION ACTIVITIES IN CONNECTION WITH AN OFFICIAL ACTIVITY OF A UNIVERSITY UNIT.**

(1) A University unit may invite a non-affiliated person to participate in free expression activities in connection with an official activity of the University unit (e.g., lecture, presentation, debate, panel, symposium) if the head of the University unit determines that the non-affiliated person's participation would advance one or more of the University's principal missions of teaching, research, and service. In making such a determination, the head of the University unit is deciding how to use University property to advance the University's mission. That decision is government speech, which is not subject to the restrictions of the First Amendment's Free Speech Clause.

(2) The participation of a non-affiliated person in free expression activities under this Section .05 is by invitation initiated by a University unit. Nothing in this Chapter shall be construed to grant non-affiliated persons a right to solicit such an invitation or to require a University unit to respond to such a solicitation from a non-affiliated person.

**1720-01-12-.06 UNIVERSITY STREETS AND SIDEWALKS.**

(1) Subject to the time, place, and manner restrictions in Section .08, the following University property may be used by a non-affiliated person for free expression activities:

(a) A street owned or controlled by the University;

(b) A sidewalk owned or controlled by the University that runs parallel to a street owned or controlled by the University; or

(c) A sidewalk owned or controlled by the University that runs parallel to a street owned or controlled by a municipality, county, or the State of Tennessee.

(2) Section .06(1) does not include: University access or service roads (i.e., roads with the primary function of providing for the movement of vehicular traffic between a street and a University facility or parking lot); parking lots; ramps; alleys; mass transit loading zones or waiting areas; driveways; or any property with the primary function of providing for the movement of pedestrian traffic, such as sidewalks not described in Section .06(1), pedestrian malls, pedestrian bridges, greenways, and trails.

(3) This Chapter does not apply to streets, sidewalks, or other traditional or designated public forums owned by a municipality, county, or the State of Tennessee, the uses of which are subject to compliance with federal, state, or local law, rule, regulation, or ordinance.

(4) For purposes of this Section .06, the term "State of Tennessee" does not include the University.

(5) Each campus shall publish on its website a map that indicates the streets and sidewalks described in Section .06(1).

**1720-01-12-.07 OTHER FREE EXPRESSION ACTIVITIES.**

(1) Subject to the time, place, and manner restrictions in Section .08, a non-affiliated person may communicate a message on "The Rock" at the University of Tennessee, Knoxville.

(2) Subject to the time, place, and manner restrictions in Section .08, nothing in this Chapter shall be construed to prohibit a non-affiliated person who is engaged in a use of University property permitted under Chapter 1720-01-2 (Use of University Property) from engaging in free expression activities such as a private conversation, gesturing, operating a vehicle displaying written expression, standing, or wearing expressive clothing, accessories, buttons, or stickers.

(3) Certain University activities and events are open to attendance by non-affiliated persons at a designated place and time, such as athletic contests, plays, lectures, and concerts. Subject to the time, place, and manner restrictions in Section .08, nothing in this Chapter shall be construed to prohibit a non-affiliated person from attending and participating in such an activity or event and participating in free expression activities germane to the activity or event (e.g., cheering at a football game, singing at a concert).

(4) The University may designate certain University property as available for lease to non-affiliated persons for free expression activities under standard terms and conditions and subject to the time, place, and manner restrictions in Section .08. In the event of any inconsistency between this Chapter and the terms of a lease agreement between the University and a non-affiliated person, the terms of the lease agreement shall control over this Chapter.

13

**1720-01-12-.08 TIME, PLACE, AND MANNER RESTRICTIONS.**

(1) The University will regulate the time, place, and manner of free expression activities in order to prevent substantial disruption of the advancement of the University's teaching, research, or service missions; prevent substantial disruption of normal or scheduled uses of University property by persons affiliated with the University; facilitate traffic on University property; preserve residential tranquility for students; preserve an atmosphere conducive to learning; preserve University property and prevent the use of University property contrary to law or University policies; and protect the health, safety, and welfare of persons affiliated with the University and/or persons using University property pursuant to Chapter 1720-01-02 (Use of University Property).

(2) A non-affiliated person using University property shall not:

(a) block or substantially impede vehicular, bicycle, pedestrian, or other traffic, as the right of way of streets, sidewalks, and pedestrian malls must be maintained;

(b) block or substantially impede entrances or exits to University property;

(c) substantially disrupt or interfere with University operations, events, or activities;

(d) substantially disrupt or interfere with the ability of a student to sleep or study in a University residence hall between the hours of 10:00 p.m. and 6:00 a.m. during an academic term, or the ability of a student to study in a University library;

(e) violate a federal, state, or local law, rule, regulation, or ordinance;

(f) engage in speech that is obscene; is defamatory; consists of fighting words; communicates an objectively serious expression of intent to commit an act of unlawful violence to a particular individual or group; or is directed to inciting or producing imminent lawless action and is likely to incite or produce such action;

(g) engage in camping in violation of Tennessee law, the Equal Access to Public Property Act of 2012, unless the area on which camping occurs has been specifically designated by the University as available for camping;

(h) unreasonably threaten the health or safety of another person; or

(i) damage or deface University property, including, but not limited to, grass, shrubs, trees, or other landscaping.

(3) A non-affiliated person permitted to distribute printed materials under this Chapter shall refrain from littering and may be held responsible for costs incurred as a result of littering.

(4) A non-affiliated person shall not place any signs, banners, posters, or other displays on or against, attach them to, or write on any structure or natural feature of University property, including, but not limited to, doors, buildings, windows, walls, the surface of walkways or roads, fountains, utility poles, lampposts, waste receptacles, trees, street signs, ash urns, benches, bus stops, University-owned signage, emergency phones, railings, newsstands, and utility boxes. Nor may any chalk, paint, or permanent markings be placed on or against, attached to, or written on such structures or natural features. Signs, banners, posters, and other displays causing ground penetration are prohibited. This Section .08(4) shall not apply to "The Rock" at the University of Tennessee, Knoxville.

(5) A non-affiliated person shall not distribute printed materials on motor vehicles parked on University property.

STATE OF TENNESSEE
COMPTROLLER OF THE TREASURY
DEPARTMENT OF AUDIT
DIVISION OF STATE AUDIT
SUITE 1500 JAMES K. POLK STATE OFFICE BUILDING
NASHVILLE, TENNESSEE 37243-1402

PHONE (615) 401-7897
FAX (615) 532-2765

## Independent Accountant's Report on Applying Agreed-Upon Procedures

Dr. Joseph A. DiPietro, President
University of Tennessee

We have audited the financial statements of the University of Tennessee as of and for the year ended June 30, 2013, and have issued our report thereon dated December 9, 2013. We have also performed the procedures enumerated below, which were agreed to by university management, solely to assist the university in evaluating whether the accompanying statements of revenues and expenses of the University of Tennessee are in compliance with the National Collegiate Athletic Association (NCAA) Bylaw 3.2.4.16 for the year ended June 30, 2013. The university's management is responsible for the statements of revenues and expenses and the statements' compliance with those requirements. This agreed-upon procedures engagement was conducted in accordance with attestation standards established by the American Institute of Certified Public Accountants. The sufficiency of these procedures is solely the responsibility of the management of the university. Consequently, we make no representation regarding the sufficiency of the procedures described below either for the purpose for which this report has been requested or for any other purpose.

14

### Agreed-Upon Procedures Related to the Statements of Revenues and Expenses

Our procedures and findings are as follows:

- Through discussions with university personnel, we identified aspects of the university's internal control unique to the intercollegiate athletics departments at all campuses and tested specific elements of the control environment and accounting system that are unique to intercollegiate athletics and had not been addressed in connection with the audit of the university's financial statements.

- We reviewed the university's procedures for gathering information on the nature and extent of affiliated and outside organizational activity (e.g., booster groups, alumni organizations, independent affiliated foundations) for or on behalf of the university's intercollegiate athletics programs and tested those procedures.

- We obtained the statements of revenues and expenses of the athletic programs at all campuses and related notes for the year ended June 30, 2013, as prepared by management. We recalculated the addition of the amounts on the statements, traced

the amounts on the statements to management's worksheets, and compared the amounts on management's worksheets with the athletic accounts in the university's general ledger. We noted no material differences between the amounts in the athletic accounts in the general ledger and the amounts on the statements.

- We performed analytical procedures comparing the revenues and expenses for the year ended June 30, 2013, with those for the year ended June 30, 2012. The significant variances were adequately explained, and no unusual fluctuations were noted.

- We obtained supporting schedules from university personnel for each operating revenue category amount reported in the statements. We compared the amounts on the statements with the schedules and recalculated the totals on each schedule. We noted no material differences between the amounts on the statements and the amounts on the schedules.

- From the supporting schedules, we selected a sample of operating revenue transactions and examined the supporting documentation. Based on the testwork performed, the revenue transactions were adequately supported and properly classified.

- We reviewed the home football and basketball ticket reports prepared by an independent CPA firm for the Knoxville campus. Related revenues appear properly reported on the Knoxville statement. At Chattanooga and Martin, we compared tickets sold during the period, complimentary tickets provided during the period, and unsold tickets to the related revenue reported in the statements and the related attendance figures. No significant variances were noted.

- We obtained and documented an understanding of the university's methodology for allocating student fees to intercollegiate athletics programs.

- At Chattanooga and Martin, we compared student fees reported in the statement to student enrollment during the period. No material variances were noted. (At Knoxville, the student fees allocated to athletics are based on a discretionary determination by university management.)

- At Chattanooga and Martin, we reviewed all contractual agreements pertaining to revenues derived from guaranteed contests during the period and compared each selection to the general ledger. We noted no differences between amounts derived from the contractual agreements and the amounts in the ledger. (At Knoxville, no away game guarantees were reported.)

- We obtained and reviewed supporting documentation for any contribution of moneys, goods, or services received directly by an intercollegiate athletics program from any affiliated or outside organization, agency, or group of individuals (two or more) that

constituted 10% or more of all contributions received for intercollegiate athletics during the period. There were none in this fiscal year.

- We compared the direct institutional support reported by the university with state appropriations, institutional authorizations, and/or other corroborative supporting documentation. The amounts reported were adequately supported.

- At Knoxville, no indirect facilities and administrative support (categories 8 and 32 on the statement) was reported by the university, as university management determined that most other Southeastern Conference member institutions do not report in this category and they wanted their statement to be comparable. Chattanooga and Martin decided to report in the same manner. The NCAA agreed-upon procedures handbook states that the university should "include [the] value of facilities and services provided by the institution not charged to athletics." "This support may include an allocation for institutional administrative cost, facilities and maintenance, grounds and field maintenance, security, risk management, utilities, depreciation, and debt service."

- We tested distributions from the NCAA and athletic conferences. We noted no differences between the amounts reported on the statements and the amounts on the ledger.

- We obtained and inspected agreements related to the university's participation in revenues from broadcast, television, radio, and internet rights during the period to gain an understanding of the relevant terms and conditions. We also compared the related revenues with the amounts in the general ledger. We noted no differences between the amounts based on the terms of the agreements and the amounts in the ledger.

- We obtained and inspected agreements related to the university's participation in revenues from royalties, advertisements, and sponsorships during the period to gain an understanding of the relevant terms and conditions. We also compared the related revenues with the amounts in the general ledger. We noted no differences between the amounts based on the terms of the agreements and the amounts in the ledger.

- We inspected sports camp contracts between the university and persons conducting university sports camps or clinics during the period to obtain an understanding of the university's methodology for recording revenues from sports camps.

- We obtained schedules of camp participants, selected a sample of individual camp participant cash receipts from the schedules, and compared each selection with the amount recorded in the general ledger. We noted no differences between the cash receipts and the amounts recorded in the ledger.

- We obtained and inspected endowment agreements to gain an understanding of the relevant terms and conditions. We compared the classification and use of endowment

and investment income as reported in the statements with the uses of income defined within the related endowment agreement. The classification and use of the income was in accordance with the terms of the related agreement.

- We obtained supporting schedules from university personnel for each operating expense category amount reported in the statements. We compared the amounts on the statements with the schedules and recalculated the totals on each schedule. We noted no material differences between the amounts on the statements and the amounts on the schedules.

- From the supporting schedules, we selected a sample of operating expense transactions and examined the supporting documentation. Based on the testwork performed, the expense transactions were adequately supported and properly classified.

- We selected a sample of students from the listing of institutional aid recipients during the period, obtained the individual student-account detail for each selection, and compared total aid allocated from the related aid award letter to the student's account. We noted no differences between the amounts allocated from the related aid award letters and the amounts in the students' accounts.

- We obtained and inspected home-game settlement reports received by the university during the period and compared the related expenses with the general ledger. No differences were noted between the amounts in the settlement reports and the amounts in the ledger.



- We obtained and inspected contractual agreements pertaining to expenses recorded by the university from guaranteed contests during the period and compared the related expenses with the general ledger. No material differences were noted between the amounts in the contractual agreements and the amounts in the ledger. However, at Knoxville, it was noted that $1,400,000 of payments to the University of Cincinnati to buy out the contract of the current football coach was reported as guarantees (category 18) when the payments should have been reported as other operating expenses (category 35). The statement was corrected.

- We obtained and inspected a listing of coaches employed by the university during the period. From the listing, we selected a sample of coaches' contracts that included football and men's and women's basketball, and we compared the financial terms and conditions of each contract to the related coaching salaries, benefits, and bonuses reported by the university. We also obtained and inspected the related W-2s and/or 1099s for each selection and compared the amounts with the expenses reported. We noted no differences between the contracts and the amounts reported or between the W-2s and/or 1099s and the amounts reported.

- We selected a sample of support staff/administrative personnel employed by the university during the period. We obtained and inspected the related W-2s and/or

1099s for each selection and compared the amounts with the expenses reported. We noted no differences between the W-2s and/or 1099s and the amounts reported.

- We tested all employees who received severance payments from the university during the period and compared each severance payment with the related termination letter or employment contract. We noted no differences between the severance payments and the termination letters or employment contracts.

- We obtained and documented an understanding of the university's recruiting expense policies. The policies were in agreement with existing institutional- and NCAA-related policies.

- We obtained and documented an understanding of the university's team travel policies. The policies were in agreement with existing institutional- and NCAA-related policies.

- We obtained the schedule of total intercollegiate athletics capitalized assets summarized by type and compared the information with the amounts in the general ledger. There were no significant differences between the amounts on the schedule and the amounts in the general ledger. This schedule, along with a description of the institution's policies and procedures for acquiring, approving, depreciating, and disposing of intercollegiate athletics-related assets, were included in the notes to the statements.

- We obtained repayment schedules for all outstanding intercollegiate athletics debt maintained by the university during the period and recalculated the annual maturities (consisting of principal and interest) provided in the schedules. We also compared the total annual maturities to supporting documentation. The total annual maturities were adequately supported.



We were not engaged to and did not conduct an examination, the objective of which would be the expression of an opinion on the compliance of the accompanying statements of revenues and expenses of the University of Tennessee with the NCAA compliance requirements noted above. Accordingly, we do not express such an opinion. Had we performed additional procedures, other matters might have come to our attention that would have been reported to management.

This report is intended solely for the information and use of the university's management and board of trustees and is not intended to be and should not be used by anyone other than these specified parties. However, this report is a matter of public record.

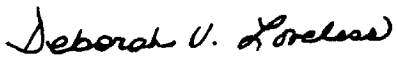

Deborah V. Loveless, CPA
Director
January 17, 2014

**UNIVERSITY OF TENNESSEE AT KNOXVILLE**
**DEPARTMENT OF INTERCOLLEGIATE ATHLETICS**
**STATEMENT OF REVENUES AND EXPENSES**
**FOR THE YEAR ENDED JUNE 30, 2013**

| | | FOOTBALL | MEN'S BASKETBALL | WOMEN'S BASKETBALL | OTHER SPORTS | NON-PROGRAM SPECIFIC | TOTAL |
|---|---|---|---|---|---|---|---|
| | **Revenues** | | | | | | |
| | **Operating revenues:** | | | | | | |
| 1 | Ticket sales | $ 27,306,228.83 | $ 4,986,387.92 | $ 2,134,278.26 | $ 354,294.43 | $ 6,859.29 | $ 34,788,048.73 |
| 2 | Student fees | - | - | - | - | 1,000,000.00 | 1,000,000.00 |
| 3 | Guarantees | - | - | - | - | - | - |
| 4 | Contributions | 9,104,989.46 | 696,597.67 | 708,232.66 | 4,299,911.25 | 9,448,864.45 | 24,258,595.49 |
| 5 | Compensation and benefits provided by a third-party | - | - | - | - | - | - |
| 6 | Direct state or other government support | - | - | - | - | - | - |
| 7 | Direct institutional support | - | - | - | 10,559,055.49 | 875,000.30 | 11,434,055.79 |
| 8 | Indirect facilities and administrative support | - | - | - | - | - | - |
| 9 | NCAA/conference distributions including all tournament revenues | 13,348,266.00 | 5,063,534.00 | - | - | 2,580,605.40 | 20,992,405.40 |
| 10 | Broadcast television, radio, and internet rights | 2,200,000.00 | 1,750,000.00 | 1,250,000.00 | - | 837,501.54 | 6,037,501.54 |
| 11 | Program sales, concessions, novelty sales, and parking | 3,154,049.97 | 594,821.35 | 488,911.73 | 102,230.81 | 412,905.41 | 4,752,919.27 |
| 12 | Royalties, licensing, advertisements, and sponsorships | - | - | - | - | 4,370,771.28 | 4,370,771.28 |
| 13 | Sports camp revenues | 108,894.61 | 159,154.15 | 126,552.29 | 775,904.34 | 381,801.66 | 1,552,307.05 |
| 14 | Endowment and investment income | 8,705.45 | 4,747.18 | 77,620.80 | 269,814.25 | 1,410,082.11 | 1,770,969.79 |
| 15 | Other | 285,294.59 | 54,714.03 | 42,989.60 | 223,735.73 | 15,467.42 | 622,201.37 |
| 16 | **Subtotal operating revenue** | 55,516,428.91 | 13,309,956.30 | 4,828,585.34 | 16,584,946.30 | 21,339,858.86 | 111,579,775.71 |
| | **Expenses** | | | | | | |
| | **Operating expenses:** | | | | | | |
| 17 | Athletics student aid | 3,629,889.50 | 684,430.05 | 488,381.24 | 6,184,153.83 | 1,125,895.79 | 12,112,750.41 |
| 18 | Guarantees | 2,125,000.00 | 245,000.00 | 90,000.00 | 7,000.00 | - | 2,467,000.00 |
| 19 | Coaching salaries, benefits, and bonuses paid by the university and related entities | 7,664,192.21 | 2,105,808.15 | 1,534,317.59 | 5,575,058.32 | - | 16,879,376.27 |
| 20 | Coaching other compensation and benefits paid by a third-party | - | - | - | - | - | - |
| 21 | Support staff/administrative salaries, benefits, and bonuses paid by the university and related entities | 1,822,326.02 | 378,300.98 | 821,947.74 | 666,887.18 | 15,587,777.37 | 19,277,239.29 |
| 22 | Support staff/administrative other compensation and benefits paid by a third- party | - | - | - | - | - | - |
| 23 | Severance payments | 7,969,849.00 | - | - | - | - | 7,969,849.00 |
| 24 | Recruiting | 1,292,544.16 | 308,188.84 | 191,681.83 | 594,783.30 | - | 2,387,198.13 |
| 25 | Team travel | 870,649.56 | 512,534.07 | 478,456.22 | 2,480,112.30 | 393.07 | 4,342,145.22 |
| 26 | Equipment, uniforms, and supplies | 581,189.77 | 88,486.71 | 48,670.62 | 487,245.19 | 1,184,811.09 | 2,390,403.38 |
| 27 | Game expenses | 441,856.79 | 189,404.21 | 225,838.52 | 279,458.21 | 1,127,568.58 | 2,264,126.31 |
| 28 | Fund raising, marketing, and promotion | - | - | - | - | 9,100,823.86 | 9,100,823.86 |
| 29 | Sports camp expenses | 140,260.03 | 57,421.79 | 42,025.14 | 198,975.57 | 299,384.75 | 738,067.28 |
| 30 | Direct facilities, maintenance, and rental | 852,199.96 | 37,928.77 | 42,765.77 | 617,355.74 | 20,291,056.60 | 21,841,306.84 |
| 31 | Spirit groups | 155,977.78 | 22,951.80 | 13,275.56 | - | 422,547.43 | 614,752.57 |
| 32 | Indirect facilities and administrative support | - | - | - | - | - | - |
| 33 | Medical expenses and medical insurance | 2,683.90 | - | - | 7,397.50 | 857,657.23 | 867,738.63 |
| 34 | Memberships and dues | 2,130.00 | - | 1,225.00 | 12,707.48 | 19,665.14 | 35,727.62 |
| 35 | Other operating expenses | 2,411,192.38 | 432,717.59 | 42,035.90 | 654,476.49 | 3,440,260.71 | 6,980,683.07 |
| 36 | **Total operating expenses** | 29,961,941.06 | 5,063,172.96 | 4,020,621.13 | 17,765,611.11 | 53,457,841.62 | 110,269,187.88 |
| 37 | Transfers to institution | - | - | - | - | 1,285,000.00 | 1,285,000.00 |
| **38** | **Total expenses** | 29,961,941.06 | 5,063,172.96 | 4,020,621.13 | 17,765,611.11 | 54,742,841.62 | 111,554,187.88 |
| | **Excess (deficiency) of revenues over (under) expenses and transfers** | $ 25,554,487.85 | $ 8,246,783.34 | $ 807,964.21 | $ (1,180,664.81) | $ (33,402,982.76) | $ 25,587.83 |

The accompanying notes are an integral part of this statement.

**UNIVERSITY OF TENNESSEE AT CHATTANOOGA**
**DEPARTMENT OF INTERCOLLEGIATE ATHLETICS**
**STATEMENT OF REVENUES AND EXPENSES**
**FOR THE YEAR ENDED JUNE, 30, 2013**

| | | FOOTBALL | MEN'S BASKETBALL | WOMEN'S BASKETBALL | OTHER SPORTS | NON-PROGRAM SPECIFIC | TOTAL |
|---|---|---|---|---|---|---|---|
| | **Revenues** | | | | | | |
| | **Operating revenues:** | | | | | | |
| 1 | Ticket sales | $ 343,126.21 | $ 152,801.83 | $ 108,915.15 | $ 65,019.45 | $ - | $ 669,862.64 |
| 2 | Student fees | 1,160,955.26 | 500,117.20 | 368,882.75 | 1,709,867.94 | 1,440,756.11 | 5,180,579.26 |
| 3 | Guarantees | 435,000.00 | 170,000.00 | - | - | - | 605,000.00 |
| 4 | Contributions | 82,671.31 | 70,738.91 | 95,809.30 | 131,379.24 | 788,541.75 | 1,169,140.51 |
| 5 | Compensation and benefits provided by a third- party | - | - | - | - | - | - |
| 6 | Direct state or other government support | - | - | - | - | - | - |
| 7 | Direct institutional support | 1,315,546.35 | 566,712.07 | 418,002.63 | 1,937,551.42 | 1,632,605.06 | 5,870,417.53 |
| 8 | Indirect facilities and administrative support | - | - | - | - | - | - |
| 9 | NCAA/conference distributions including all tournament revenues | 12,500.00 | 104,467.00 | 65,073.75 | 39,240.00 | 240,620.00 | 461,900.75 |
| 10 | Broadcast television, radio, and internet rights | - | - | - | - | - | - |
| 11 | Program sales, concessions, novelty sales, and parking | - | 18,821.66 | 4,705.42 | - | - | 23,527.08 |
| 12 | Royalties, licensing, advertisements, and sponsorships | - | 10,569.66 | - | - | 430,220.00 | 440,789.66 |
| 13 | Sports camp revenues | 15,027.92 | 691.60 | 41,643.82 | 365.22 | - | 57,728.56 |
| 14 | Endowment and investment income | 32,643.88 | 5,571.00 | 32,325.00 | 110,793.00 | 63,404.04 | 244,736.92 |
| 15 | Other | 13,188.34 | 5,206.64 | 1,458.92 | 19,279.36 | 16,445.27 | 55,578.53 |
| 16 | **Subtotal operating revenue** | 3,410,659.27 | 1,605,697.57 | 1,136,816.74 | 4,013,495.63 | 4,612,592.23 | 14,779,261.44 |
| | **Expenses** | | | | | | |
| | **Operating expenses:** | | | | | | |
| 17 | Athletics student aid | 1,618,781.22 | 392,382.37 | 364,348.02 | 1,906,977.00 | 277,581.85 | 4,560,070.46 |
| 18 | Guarantees | - | 60,524.00 | 750.00 | - | - | 61,274.00 |
| 19 | Coaching salaries, benefits, and bonuses paid by the university and related entities | 859,592.50 | 485,372.73 | 494,845.65 | 1,052,925.30 | - | 2,892,736.18 |
| 20 | Coaching other compensation and benefits paid by a third-party | - | - | - | - | - | - |
| 21 | Support staff/administrative salaries, benefits, and bonuses paid by the university and related entities | 86,299.00 | 71,902.38 | - | 65,748.27 | 2,218,634.99 | 2,442,584.64 |
| 22 | Support staff/administrative other compensation and benefits paid by a third-party | - | - | - | - | - | - |
| 23 | Severance payments | - | 145,694.00 | - | - | - | 145,694.00 |
| 24 | Recruiting | 62,768.38 | 43,261.05 | 40,075.10 | 87,572.68 | 16,076.00 | 249,753.21 |
| 25 | Team travel | 142,931.16 | 128,990.10 | 99,500.91 | 438,784.20 | - | 810,206.37 |
| 26 | Equipment, uniforms, and supplies | 199,270.37 | 53,789.75 | 40,096.36 | 262,804.63 | - | 555,961.11 |
| 27 | Game expenses | 57,079.64 | 198,164.27 | 55,288.33 | 90,486.08 | - | 401,018.32 |
| 28 | Fund raising, marketing, and promotion | 30,429.79 | 1,280.00 | 624.00 | 6,365.00 | 875,627.59 | 914,326.38 |
| 29 | Sports camp expenses | 4,974.61 | 1,648.15 | 10,652.02 | 434.15 | - | 17,708.93 |
| 30 | Direct facilities, maintenance, and rental | 230,221.16 | 382.14 | - | 19,073.00 | 116,204.67 | 365,880.97 |
| 31 | Spirit groups | - | - | - | - | 278,623.81 | 278,623.81 |
| 32 | Indirect facilities and administrative support | - | - | - | - | - | - |
| 33 | Medical expenses and medical insurance | 2,123.50 | - | 617.50 | 199.20 | 183,834.67 | 186,774.87 |
| 34 | Memberships and dues | 1,250.00 | 1,825.00 | 1,645.00 | 4,816.50 | 30,016.00 | 39,552.50 |
| 35 | Other operating expenses | 114,937.94 | 20,481.63 | 28,373.85 | 77,309.62 | 615,992.65 | 857,095.69 |
| 36 | **Total operating expenses** | 3,410,659.27 | 1,605,697.57 | 1,136,816.74 | 4,013,495.63 | 4,612,592.23 | 14,779,261.44 |
| 37 | Transfers to institution | - | - | - | - | - | - |
| **38** | **Total expenses** | 3,410,659.27 | 1,605,697.57 | 1,136,816.74 | 4,013,495.63 | 4,612,592.23 | 14,779,261.44 |
| | **Excess (deficiency) of revenues over (under) expenses** | $ - | $ - | $ - | $ - | $ - | $ - |

The accompanying notes are an integral part of this statement.

**UNIVERSITY OF TENNESSEE AT MARTIN**
**DEPARTMENT OF INTERCOLLEGIATE ATHLETICS**
**STATEMENT OF REVENUES AND EXPENSES**
**FOR THE YEAR ENDED JUNE 30, 2013**

| | | FOOTBALL | MEN'S BASKETBALL | WOMEN'S BASKETBALL | OTHER SPORTS | NON-PROGRAM SPECIFIC | TOTAL |
|---|---|---|---|---|---|---|---|
| | **Revenues** | | | | | | |
| | **Operating revenues:** | | | | | | |
| 1 | Ticket sales | $ 39,808.00 | $ 16,225.50 | $ 15,700.50 | $ 1,028.00 | $ - | $ 72,762.00 |
| 2 | Student fees | - | - | - | - | 1,981,413.17 | 1,981,413.17 |
| 3 | Guarantees | 565,000.00 | 300,000.00 | 29,000.00 | 11,000.00 | - | 905,000.00 |
| 4 | Contributions | 224,112.82 | 46,060.73 | 62,774.48 | 209,493.39 | 33,895.79 | 576,337.21 |
| 5 | Compensation and benefits provided by a third-party | - | - | - | - | - | - |
| 6 | Direct state or other government support | - | - | - | - | - | - |
| 7 | Direct institutional support | 1,562,717.88 | 361,127.07 | 663,630.27 | 2,280,634.08 | - | 4,868,109.30 |
| 8 | Indirect facilities and administrative support | - | - | - | - | - | - |
| 9 | NCAA/conference distributions including all tournament revenues | 101,051.59 | 179,694.00 | 78,491.27 | 118,064.42 | 493.00 | 477,794.28 |
| 10 | Broadcast television, radio, and internet rights | 7,200.00 | 7,200.00 | 7,200.00 | - | 163,186.59 | 184,786.59 |
| 11 | Program sales, concessions, novelty sales, and parking | - | - | - | - | 21,612.41 | 21,612.41 |
| 12 | Royalties, licensing, advertisements, and sponsorships | - | - | - | - | - | - |
| 13 | Sports camp revenues | - | - | - | - | - | - |
| 14 | Endowment and investment income | - | - | - | - | - | - |
| 15 | Other | - | - | - | - | - | - |
| 16 | **Subtotal operating revenue** | 2,499,890.29 | 910,307.30 | 856,796.52 | 2,620,219.89 | 2,200,600.96 | 9,087,814.96 |
| | **Expenses** | | | | | | |
| | **Operating expenses:** | | | | | | |
| 17 | Athletics student aid | 1,515,652.15 | 371,279.97 | 324,405.25 | 1,575,119.71 | 84,044.00 | 3,870,501.08 |
| 18 | Guarantees | - | 12,475.23 | 1,084.25 | 5,979.30 | - | 19,538.78 |
| 19 | Coaching salaries, benefits, and bonuses paid by the university and related entities | 609,322.67 | 277,546.06 | 263,523.51 | 588,714.38 | - | 1,739,106.62 |
| 20 | Coaching other compensation and benefits paid by a third-party | - | - | - | - | - | - |
| 21 | Support staff/administrative salaries, benefits, and bonuses paid by the university and related entities | 54,889.23 | 2,378.57 | 14,551.53 | 15,211.62 | 1,295,640.24 | 1,382,671.19 |
| 22 | Support staff/administrative other compensation and benefits paid by a third-party | - | - | - | - | - | - |
| 23 | Severance payments | - | - | - | - | - | - |
| 24 | Recruiting | 71,471.00 | 32,782.05 | 23,039.19 | 55,268.94 | - | 182,561.18 |
| 25 | Team travel | 140,609.22 | 87,196.89 | 168,493.33 | 301,965.94 | - | 698,265.38 |
| 26 | Equipment, uniforms, and supplies | 119,625.28 | 41,959.16 | 6,928.44 | 94,625.23 | - | 263,138.11 |
| 27 | Game expenses | 28,654.80 | 41,195.00 | 29,865.25 | 52,450.79 | - | 152,165.84 |
| 28 | Fund raising, marketing, and promotion | - | - | - | - | - | - |
| 29 | Sports camp expenses | - | - | - | - | - | - |
| 30 | Direct facilities, maintenance, and rental | 12,439.76 | 195.14 | - | 38,183.20 | - | 50,818.10 |
| 31 | Spirit groups | 611.67 | 487.94 | 1,657.21 | - | 7,503.00 | 10,259.82 |
| 32 | Indirect facilities and administrative support | - | - | - | - | - | - |
| 33 | Medical expenses and medical insurance | 9,041.93 | 9,904.26 | 1,354.78 | 19,005.50 | 180,458.32 | 219,764.79 |
| 34 | Memberships and dues | 120.00 | 480.00 | 160.00 | 3,663.00 | - | 4,423.00 |
| 35 | Other operating expenses | 78,713.23 | 65,070.83 | 81,722.12 | 76,188.40 | 192,906.49 | 494,601.07 |
| 36 | **Total operating expenses** | 2,641,150.94 | 942,951.10 | 916,784.86 | 2,826,376.01 | 1,760,552.05 | 9,087,814.96 |
| 37 | Transfers to institution | - | - | - | - | - | - |
| **38** | **Total expenses** | 2,641,150.94 | 942,951.10 | 916,784.86 | 2,826,376.01 | 1,760,552.05 | 9,087,814.96 |
| | **Excess (deficiency) of revenues over (under) expenses** | $ (141,260.65) | $ (32,643.80) | $ (59,988.34) | $ (206,156.12) | $ 440,048.91 | $ - |

The accompanying notes are an integral part of this statement.

# THE UNIVERSITY OF TENNESSEE
# INTERCOLLEGIATE ATHLETIC DEPARTMENTS
# NOTES TO THE STATEMENTS OF REVENUES AND EXPENSES
# FOR THE YEAR ENDED JUNE 30, 2013

## NOTE 1. CAPITAL ASSETS

The intercollegiate athletic departments at Knoxville, Chattanooga, and Martin are required to follow all University of Tennessee policies and procedures for acquiring, approving, and disposing of capital assets as set forth by the Board of Trustees. A university purchase order must be issued for purchases of $5,000 or more. These purchases shall be based upon the principle of competitive bidding. Requisitioning and approving of purchases will begin in the respective athletic department and will then be forwarded to the purchasing department for bidding and the issuance of a purchase order.

Capital assets, which include property, plant, equipment, software, and library holdings, are reported in the statement of net position at historical cost or at fair value at date of donation, less accumulated depreciation/amortization. The costs of normal maintenance and repairs that do not add to the value of the asset or materially extend the assets' useful lives are not capitalized.

A capitalization threshold of $100,000 is used for buildings, land improvements, and infrastructure. Equipment and software are capitalized when the unit acquisition cost is $5,000 or greater and the estimated useful life is one year or more. The capitalization threshold for additions and improvements to infrastructure and land improvements is also $100,000. The capitalization threshold for additions and improvements to buildings is $100,000 provided that amount exceeds 20% of the book value of the building.



These assets, with the exception of land, are depreciated/amortized using the straight-line method over the estimated useful lives of the assets, which range from 5 to 40 years.

Capital asset activity for the year ended June 30, 2013, was as follows:

### Knoxville

| | Beginning Balance | Additions | Transfers | Reductions | Ending Balance |
|---|---|---|---|---|---|
| Land | | | | | |
| Soccer fields – 2121 & 2245 Stephenson Dr. | $1,000,000.00 | $ - | $ - | $ - | $1,000,000.00 |
| 2323 Stephenson Dr. | 305,300.00 | - | - | - | 305,300.00 |
| Shields-Watkins Field | 75,540.47 | - | - | - | 75,540.47 |
| Buildings | | | | | |
| Allan Jones Aquatic Center | 27,048,884.77 | - | - | - | 27,048,884.77 |
| East Stadium Hall (Neyland Stadium) | 14,284,511.97 | - | - | - | 14,284,511.97 |
| Goodfriend Tennis Center | 2,825,678.61 | - | 2,927,499.98 | - | 5,753,178.59 |

# THE UNIVERSITY OF TENNESSEE
# INTERCOLLEGIATE ATHLETIC DEPARTMENTS
# NOTES TO THE STATEMENTS OF REVENUES AND EXPENSES (CONT.)
# FOR THE YEAR ENDED JUNE 30, 2013

| | | | | | |
|---|---|---|---|---|---|
| Lindsey Nelson Stadium | 11,339,107.52 | - | - | - | 11,339,107.52 |
| Neyland-Thompson Sports Center | 23,790,289.02 | - | - | - | 23,790,289.02 |
| Pratt Basketball Practice Facility | 16,291,762.50 | - | - | - | 16,291,762.50 |
| Regal Soccer Stadium | 6,568,185.43 | - | - | - | 6,568,185.43 |
| Sherri Lee Softball Stadium | 8,575,529.30 | - | - | - | 8,575,529.30 |
| Skybox Addition (Neyland Stadium) | 18,699,826.65 | - | - | - | 18,699,826.65 |
| South Stadium Hall (Neyland Stadium) | 159,725,894.38 | - | - | - | 159,725,894.38 |
| Stokely Athletics Center | 6,405,890.71 | - | - | - | 6,405,890.71 |
| Student Aquatic Center | 3,362,630.90 | - | - | - | 3,362,630.90 |
| Thompson-Boling Assembly Center and Arena | 69,241,140.71 | - | 258,604.80 | - | 69,499,745.51 |
| Land Improvements and Infrastructure | | | | | |
| Neyland Stadium Turf Replacement | 1,839,060.85 | - | - | - | 1,839,060.85 |
| Women's Softball/ Soccer Fields | 1,681,665.02 | - | - | - | 1,681,665.02 |
| Intramural Fields Improvement | 1,486,438.93 | - | - | - | 1,486,438.93 |
| RV Parking Lot Improvements | 648,950.86 | - | - | - | 648,950.86 |
| Haslam Field Artificial Turf | 502,560.87 | - | - | - | 502,560.87 |
| LaPorte Stadium | 1,455,014.84 | 2,597.44 | 119,707.07 | - | 1,577,319.35 |
| Equipment & Software | | | | | |
| Athletic Dept. Administration | 61,619.99 | - | - | - | 61,619.99 |
| Athletic Department Marketing | 23,639.00 | - | - | - | 23,639.00 |
| Athletic Director | 12,538.22 | - | - | - | 12,538.22 |
| Athletic Plant Maintenance | 5,980,409.29 | 117,000.00 | - | - | 6,097,409.29 |
| Baseball | 66,592.50 | - | - | - | 66,592.50 |
| Basketball | 39,667.50 | - | - | - | 39,667.50 |
| Concessions | 143,782.58 | - | - | - | 143,782.58 |
| Football | 722,435.73 | 257,658.00 | - | (56,364.88) | 923,728.85 |
| Golf | 295,869.76 | - | - | - | 295,869.76 |
| Other Television Shows | 1,290,645.13 | 15,495.00 | - | - | 1,306,140.13 |
| Publicity Director | - | 26,396.00 | - | - | 26,396.00 |
| Swimming | 42,019.90 | - | - | - | 42,019.90 |
| UPSF- Int. Athletics for Women | 877,656.44 | 41,650.00 | - | - | 919,306.44 |
| Welfare of Athletes | 248,584.79 | 69,450.75 | - | - | 318,035.54 |

# THE UNIVERSITY OF TENNESSEE
# INTERCOLLEGIATE ATHLETIC DEPARTMENTS
# NOTES TO THE STATEMENTS OF REVENUES AND EXPENSES (CONT.)
# FOR THE YEAR ENDED JUNE 30, 2013

| | | | | | |
|---|---|---|---|---|---|
| Construction in Progress | | | | | |
| Golf Team Facility | 4,135,800.26 | - | - | - | 4,135,800.26 |
| Lawson Athletic Center Addition | 31,732,131.91 | 7,952,431.46 | - | - | 39,684,563.37 |
| Neyland Stadium Improvements | 505,967.10 | 208,980.00 | - | - | 714,947.10 |
| Neyland-Thompson Sports Center Addition | 255,096.14 | 22,080.00 | - | - | 277,176.14 |
| Tennis Stadium Improvements | 2,927,499.98 | - | (2,927,499.98) | - | - |
| Thompson-Boling Arena Improvements | 258,604.80 | - | (258,604.80) | - | - |
| Volleyball and Indoor Track Facilities | 444,289.20 | 128,750.75 | - | - | 573,039.95 |
| Athletic Facilities Site Improvements | 119,707.07 | - | (119,707.07) | - | - |
| Total | 427,338,421.60 | 8,842,489.40 | - | (56,364.88) | 436,124,546.12 |
| Less accumulated depreciation/amortization: | | | | | |
| Buildings | | | | | |
| Allan Jones Aquatic Center | (2,910,642.87) | (676,773.14) | - | - | (3,587,416.01) |
| East Stadium Hall | (12,948,638.28) | (163,930.81) | - | - | (13,112,569.09) |
| Goodfriend Tennis Center | (1,166,546.51) | (143,829.47) | - | - | (1,310,375.98) |
| Lindsey Nelson Stadium | (1,915,647.70) | (286,284.02) | - | - | (2,201,931.72) |
| Neyland-Thompson Sports Center | (8,495,367.87) | (594,757.22) | - | - | (9,090,125.09) |
| Pratt Basketball Practice Facility | (1,722,563.65) | (407,294.06) | - | - | (2,129,857.71) |
| Regal Soccer Stadium | (820,036.89) | (164,204.64) | - | - | (984,241.53) |
| Sherri Lee Softball Stadium | (661,030.37) | (214,388.23) | - | - | (875,418.60) |
| Skybox Addition | (4,967,738.59) | (491,895.69) | - | - | (5,459,634.28) |
| South Stadium Hall | (26,390,448.71) | (3,946,729.74) | - | - | (30,337,178.45) |
| Stokely Athletics Center | (5,627,765.65) | (39,916.50) | - | - | (5,667,682.15) |
| Student Aquatic Center | (2,666,240.98) | (38,397.82) | - | - | (2,704,638.80) |
| Thompson-Boling Assembly Center and Arena | (29,765,182.61) | (1,743,820.07) | - | - | (31,509,002.68) |
| Land Improvements and Infrastructure | | | | | |
| Neyland Stadium Turf Replacement | (1,570,864.47) | (91,953.04) | - | - | (1,662,817.51) |
| Women's Softball/Soccer Fields | (1,184,172.44) | (84,083.25) | - | - | (1,268,255.69) |
| Intramural Fields Improvement | (972,378.81) | (74,321.95) | - | - | (1,046,700.76) |
| RV Parking Lot Improvements | (164,941.67) | (32,447.54) | - | - | (197,389.21) |
| Haslam Field Artificial Turf | (125,640.20) | (25,128.04) | - | - | (150,768.24) |
| LaPorte Stadium | (151,564.04) | (78,865.96) | - | - | (230,430.00) |

## THE UNIVERSITY OF TENNESSEE
## INTERCOLLEGIATE ATHLETIC DEPARTMENTS
## NOTES TO THE STATEMENTS OF REVENUES AND EXPENSES (CONT.)
## FOR THE YEAR ENDED JUNE 30, 2013

| | | | | | |
|---|---|---|---|---|---|
| Equipment & Software | | | | | |
| Athletic Department Administration | (53,757.69) | (4,310.06) | - | - | (58,067.75) |
| Athletic Department Marketing | (23,590.67) | (48.33) | - | - | (23,639.00) |
| Athletic Director | (261.21) | (626.91) | - | - | (888.12) |
| Athletic Plant Maintenance | (3,276,595.05) | (489,382.00) | - | - | (3,765,977.05) |
| Baseball | (18,959.68) | (6,659.25) | - | - | (25,618.93) |
| Basketball | (31,034.38) | (1,296.75) | - | - | (32,331.13) |
| Concessions | (93,304.72) | (11,648.73) | - | - | (104,953.45) |
| Football | (475,762.34) | (74,533.68) | - | 56,364.88 | (493,931.14) |
| Golf | (91,362.98) | (29,586.97) | - | - | (120,949.95) |
| Other Television Shows | (631,235.85) | (126,874.41) | - | - | (758,110.26) |
| Publicity Director | - | (1,473.12) | - | - | (1,473.12) |
| Swimming | (19,609.30) | (4,201.99) | - | - | (23,811.29) |
| UPSF – Int. Athletics for Women | (558,386.76) | (68,502.52) | - | - | (626,889.28) |
| Welfare of Athletes | (129,266.69) | (25,883.74) | - | - | (155,150.43) |
| Total | (109,630,539.63) | (10,144,049.65) | - | 56,364.88 | (119,718,224.40) |
| Capital assets, net | $317,707,881.97 | $ (1,301,560.25) | $ - | $ - | $316,406,321.72 |

**Chattanooga**

| | | | | | |
|---|---|---|---|---|---|
| Land | | | | | |
| Scrappy Moore Athletic Field | $1,001,837.00 | $ - | $ - | $ - | $1,001,837.00 |
| Buildings | | | | | |
| McKenzie Arena (UTC Sports Arena) | 16,483,644.49 | 341,227.10 | - | - | 16,824,871.59 |
| Lawson Center (Athletic Training Facility) | 3,166,877.88 | - | - | - | 3,166,877.88 |
| Land Improvements and Infrastructure | | | | | |
| Chattanooga Stadium | 2,900,000.00 | - | - | - | 2,900,000.00 |
| Scrappy Moore Field | 573,825.44 | - | - | - | 573,825.44 |
| Equipment & Software | | | | | |
| Men - Football | 97,934.00 | 8,179.62 | - | - | 106,113.62 |
| Athletics Administration & General | 874,522.71 | - | - | - | 874,522.71 |
| Men - Golf | 22,000.00 | - | - | - | 22,000.00 |
| Women - Softball | 5,695.00 | - | - | - | 5,695.00 |
| Women - Golf | 80,000.00 | - | - | - | 80,000.00 |
| Sports Information | 23,547.00 | 18,913.21 | - | - | 42,460.21 |
| Total | 25,229,883.52 | 368,319.93 | - | - | 25,598,203.45 |

# THE UNIVERSITY OF TENNESSEE
# INTERCOLLEGIATE ATHLETIC DEPARTMENTS
# NOTES TO THE STATEMENTS OF REVENUES AND EXPENSES (CONT.)
# FOR THE YEAR ENDED JUNE 30, 2013

| | | | | | |
|---|---|---|---|---|---|
| Less accumulated depreciation/amortization: | | | | | |
| Buildings | | | | | |
| McKenzie Arena (UTC Sports Arena) | (12,247,928.99) | (415,621.03) | - | - | (12,663,550.02) |
| Lawson Center (Athletic Training Facility) | (244,113.51) | (79,171.95) | - | - | (323,285.46) |
| Land Improvements and Infrastructure | | | | | |
| Chattanooga Stadium | (2,042,083.33) | (145,000.00) | - | - | (2,187,083.33) |
| Scrappy Moore Field | (31,082.21) | (28,691.27) | - | - | (59,773.48) |
| Equipment & Software | | | | | |
| Men – Football | (77,434.00) | (17,899.59) | - | - | (95,333.59) |
| Athletics Administration & General | (275,562.30) | (86,925.00) | - | - | (362,487.30) |
| Men - Golf | (5,500.00) | (4,400.00) | - | - | (9,900.00) |
| Women - Softball | (3,749.21) | (569.50) | - | - | (4,318.71) |
| Women - Golf | (37,333.33) | (16,000.00) | - | - | (53,333.33) |
| Sports Information | (23,547.00) | (3,405.37) | - | - | (26,952.37) |
| Total | (14,988,333.88) | (797,683.71) | - | - | (15,786,017.59) |
| Capital assets, net | $10,241,549.64 | $(429,363.78) | $ - | $ - | $ 9,812,185.86 |

**Martin**

| | | | | | |
|---|---|---|---|---|---|
| Land Improvements | | | | | |
| Football Field Improvements | $ 827,898.72 | $ - | $ - | $ - | $ 827,898.72 |
| Buildings | | | | | |
| Fieldhouse | 2,554,432.82 | - | - | - | 2,554,432.82 |
| Elam Center | 15,524,402.63 | - | - | - | 15,524,402.63 |
| Student Life Center | 1,961,162.17 | - | - | - | 1,961,162.17 |
| Stadium | 485,076.56 | - | - | - | 485,076.56 |
| Athletic Training Facility | 2,031,805.45 | - | - | - | 2,031,805.45 |
| Baseball-Softball Field House | 1,701,832.50 | - | - | - | 1,701,832.50 |
| Equipment & Software | | | | | |
| Athletics Administration | 168,411.46 | 28,832.38 | - | - | 197,243.84 |
| Sports Programs | 216,982.32 | - | - | - | 216,982.32 |
| Construction in Progress | | | | | |
| Elam Center Renovation | 308,702.41 | 355,387.94 | - | - | 664,090.35 |

**THE UNIVERSITY OF TENNESSEE**
**INTERCOLLEGIATE ATHLETIC DEPARTMENTS**
**NOTES TO THE STATEMENTS OF REVENUES AND EXPENSES (CONT.)**
**FOR THE YEAR ENDED JUNE 30, 2013**

| | | | | | |
|---|---|---|---|---|---|
| Football Pressbox Improvements | - | 69,751.60 | - | - | 69,751.60 |
| Golf Team Building | - | 18,700.04 | - | - | 18,700.04 |
| Total | 25,780,707.04 | 472,671.96 | - | - | 26,253,379.00 |
| Less accumulated depreciation/amortization: | | | | | |
| Land Improvements | | | | | |
| Football Field Improvements | (86,239.46) | (82,789.88) | - | - | (169,029.34) |
| Buildings | | | | | |
| Fieldhouse | (919,221.80) | (46,529.98) | - | - | (965,751.78) |
| Elam Center | (7,892,042.80) | (375,034.45) | - | - | (8,267,077.25) |
| Student Life Center | (470,954.77) | (46,935.33) | - | - | (517,890.10) |
| Stadium | (384,981.17) | (7,990.69) | - | - | (392,971.86) |
| Athletic Training Facility | (406,361.12) | (50,795.14) | - | - | (457,156.26) |
| Baseball-Softball Field House | (10,636.46) | (42,545.81) | - | - | (53,182.27) |
| Equipment & Software | | | | | |
| Athletics Administration | (122,530.48) | (9,145.47) | - | - | (131,675.95) |
| Sports Programs | (184,900.42) | (6,600.39) | - | - | (191,500.81) |
| Total | (10,477,868.48) | (668,367.14) | - | - | (11,146,235.62) |
| Capital assets, net | $15,302,838.56 | $(195,695.18) | $ - | $ - | $15,107,143.38 |

## NOTE 2. LONG-TERM LIABILITIES

### Knoxville

Long-term liability activity for the year ended June 30, 2013, was as follows:

| | Beginning Balance | Additions | Reductions | Ending Balance |
|---|---|---|---|---|
| Long-term liabilities: | | | | |
| Bonds | $152,712,236.34 | $21,958,585.83 | $(34,145,156.46) | $140,525,665.71 |
| Unamortized bond premium | 7,377,058.91 | - | (409,836.60) | 6,967,222.31 |
| Commercial paper | 41,150,535.37 | 10,455,539.43 | (43,697.02) | 51,562,377.78 |
| Total TSSBA indebtedness | $201,239,830.62 | $32,414,125.26 | $(34,598,690.08) | $199,055,265.80 |

**THE UNIVERSITY OF TENNESSEE**
**INTERCOLLEGIATE ATHLETIC DEPARTMENTS**
**NOTES TO THE STATEMENTS OF REVENUES AND EXPENSES (CONT.)**
**FOR THE YEAR ENDED JUNE 30, 2013**

The debt service requirements to maturity for all bonds payable at June 30, 2013, are as follows:

| Year ending June 30 | Principal | Interest |
|---|---|---|
| 2014 | $ 9,558,999.92 | $ 6,151,416.29 |
| 2015 | 9,365,629.77 | 5,708,876.84 |
| 2016 | 9,699,263.02 | 5,308,283.81 |
| 2017 | 9,931,405.80 | 4,950,399.06 |
| 2018 | 10,299,870.30 | 4,589,425.57 |
| 2019-2023 | 37,153,587.73 | 17,167,100.14 |
| 2024-2028 | 31,695,085.79 | 10,280,815.37 |
| 2029-2033 | 12,511,045.78 | 4,302,243.14 |
| 2034-2038 | 9,281,637.60 | 1,540,633.88 |
| 2039-2040 | 1,029,140.00 | 129,480.00 |
| | $140,525,665.71 | $60,128,674.10 |

**Chattanooga**

14

Long-term liability activity for the year ended June 30, 2013, was as follows:

| | Beginning Balance | Additions | Reductions | Ending Balance |
|---|---|---|---|---|
| Long-term liabilities: | | | | |
| Bonds | $1,864,893.00 | $1,843,581.00 | $(1,735,968.00) | $1,972,506.00 |
| Total TSSBA indebtedness | $1,864,893.00 | $1,843,581.00 | $(1,735,968.00) | $1,972,506.00 |

The debt service requirements to maturity for all bonds payable at June 30, 2013, are as follows:

**THE UNIVERSITY OF TENNESSEE**
**INTERCOLLEGIATE ATHLETIC DEPARTMENTS**
**NOTES TO THE STATEMENTS OF REVENUES AND EXPENSES (CONT.)**
**FOR THE YEAR ENDED JUNE 30, 2013**

| Year ending June 30 | Principal | Interest |
|---|---|---|
| 2014 | $111,982.00 | $ 53,204.80 |
| 2015 | 115,978.00 | 49,352.57 |
| 2016 | 116,615.00 | 44,918.99 |
| 2017 | 118,397.00 | 43,382.07 |
| 2018 | 120,111.00 | 41,584.61 |
| 2019-2023 | 642,864.00 | 167,944.42 |
| 2024-2028 | 746,559.00 | 70,356.65 |
| | $1,972,506.00 | $470,744.11 |

**Martin**

Long-term liability activity for the year ended June 30, 2013, was as follows:

| | Beginning Balance | Additions | Reductions | Ending Balance |
|---|---|---|---|---|
| Long-term liabilities: | | | | |
| Bonds | $292,124.34 | $1,496,547.00 | $(221,173.69) | $1,567,497.65 |
| Total TSSBA indebtedness | $292,124.34 | $1,496,547.00 | $(221,173.69) | $1,567,497.65 |

The debt service requirements to maturity for all bonds payable at June 30, 2013, are as follows:

| Year ending June 30 | Principal | Interest |
|---|---|---|
| 2014 | $ 196,499.45 | $ 77,693.00 |
| 2015 | 58,423.91 | 72,538.63 |
| 2016 | 53,804.00 | 63,919.02 |
| 2017 | 56,529.00 | 61,194.74 |
| 2018 | 59,391.00 | 58,332.54 |
| 2019-2023 | 340,291.00 | 248,324.55 |
| 2024-2028 | 425,016.00 | 163,600.58 |
| 2029-2032 | 377,543.29 | 48,788.88 |
| | $1,567,497.65 | $794,391.94 |

**THE UNIVERSITY OF TENNESSEE**
**INTERCOLLEGIATE ATHLETIC DEPARTMENTS**
**NOTES TO THE STATEMENTS OF REVENUES AND EXPENSES (CONT.)**
**FOR THE YEAR ENDED JUNE 30, 2013**

## NOTE 3. CONTRIBUTIONS

No donors gave more than 10% of the reported contributions at any campus.

THE UNIVERSITY OF TENNESSEE
BOARD OF TRUSTEES

MINUTES OF THE WINTER MEETING
February 27, 2014
Martin, Tennessee

The Winter Meeting of The University of Tennessee Board of Trustees was held at 12:45 p.m. CST, on Thursday, February 27, in the University Center Ballroom on the campus of The University of Tennessee at Martin.

## I. CALL TO ORDER AND INVOCATION

Trustee J. Brian Ferguson, Vice Chair of the Board, called the meeting to order. Reverend Lee Clements, a campus minister and Pastor at Trinity Presbyterian, offered the invocation.

## II. ROLL CALL

Secretary Catherine S. Mizell called the roll, and the following members were present:

J. Brian Ferguson, Vice Chair
Charles C. Anderson, Jr.
George E. Cates
Joseph A. DiPietro
Spruell Driver, Jr.
John N. Foy
D. Crawford Gallimore
Vicky B. Gregg
Monice Moore Hagler
Julius T. Johnson
Raja J. Jubran
Brad A. Lampley
Bonnie E. Lynch
James L. Murphy, III
Sharon Miller Pryse
Richard G. Rhoda
Karl A. Schledwitz
Don C. Stansberry, Jr.
Victoria S. Steinberg
Betty Ann Tanner
Charles E. Wharton
Tommy G. Whittaker
Thaddeus A. Wilson

The Secretary announced the presence of a quorum. Governor Haslam, Commissioner Huffman, and Mr. Shah were unable to attend the meeting. Members of the administrative staff and media representatives were present. The meeting was also webcast for the convenience of the University community, the general public, and the media.

## III. INTRODUCTIONS

Vice Chair Ferguson welcomed Emeriti Trustees and thanked them for attending events on the previous day and for their continued support of the University.

## IV. PRESIDENT'S REPORT

The President's Report (Exhibit 1) focused on Strategic Plan performance factors, including Six-Year Freshman Graduation Rate, Freshman Retention Rate, Total Degrees Awarded, Research and Sponsored Projects Expenditures, Research Expenditures, Numbers of Research and Sponsored Program Proposals, Participants in all Outreach and Engagement Activities, Patient Billings or Clients Served, Alumni Who Donate, Fundraising Progress, and Unrestricted E&G Expense per Student and per Degrees Awarded.

The President told the Trustees about UT Knoxville's seventh and most recent Rhodes Scholar, Lindsay Lee. Ms. Lee is a Haslam Scholar with interests in math and Spanish. She plans to study statistics at the University of Oxford and apply that knowledge to public health. Lindsay is president of Knoxville's Campus Disability Advocates and is active in the SGA.



The President highlighted a research initiative in child development at UT Health Science Center. Dr. Anne Zachry, Assistant Professor of Occupational Therapy, advocates the use of old-fashioned toys that allow babies to develop muscles during play. Her interaction with children led her to discover that children who spent more time in car seats, carriers, and bouncers were developmentally behind. Her book, *Retro Baby*, has been published by the American Academy of Pediatrics.

President DiPietro also highlighted the outreach service provided by the National Forensic Academy (NFA) through training law enforcement officers around the country and the world. The Director of the Tennessee Bureau of Investigation sent two investigators to the NFA, saw the benefits, and wanted all investigators to attend. Because training slots are limited at NFA, the Director secured additional funding to send more agents to a special session. Thirty-five TBI agents have completed the training to date.

To demonstrate the significant impact of private donors on the University's educational programs, the President reported that the Honors College at UTC was recently expanded

by a one million dollar commitment from a donor. The fundraising is ongoing and scholarships are being used to recruit students to the program.

The President expressed confidence in the commitment of the Advocacy Council and President's Council to advocate on behalf of the University when called to do so. He reported on another very successful UT Day on the Hill.

President DiPietro recognized UT Martin faculty member Dr. Clinton Smith, Assistant Professor of Special Education. In November, Dr. Smith received the Master Teacher of Honor award from Kappa Delta Pi International Honor Society in Education. Dr. Smith serves on the Tennessee Education Association board of directors and is Secretary of the National Education Association Caucus for Educators of Exceptional Children. He was selected as head track and field coach of Team Tennessee for the Special Olympics USA national games 2014 and has participated in the Over the Edge fundraiser, repelling from a 24-story building to raise money for Special Olympics of Greater Memphis. He also volunteers as a basketball coach for Martin Middle School. Dr. Clinton Smith certainly embodies the University mission to educate, discover, and connect with his community.

The President closed by expressing his satisfaction with the direction in which the University is moving. He is very proud of the team's commitment to advance all components of the system, with a distinct attitude around collaboration and cooperation.

## V. INTRODUCTION OF THE NEW ATHLETICS DIRECTOR FOR UT MARTIN

Chancellor Tom Rakes introduced the new UT Martin Athletics Director Julio Freire. Mr. Freire expressed his excitement about Skyhawk Athletics. He said the four key areas of focus going forward are: (1) athletics will always be aligned with UT Martin's objectives and strategic initiatives, as well as with those of the UT System; (2) programs will be focused on the student-athletes' experience to reach their full potential academically, athletically, and socially; (3) plan for comprehensive excellence in all endeavors; and (4) community engagement is most important in positioning athletes to compete.



## VI. CHANCELLOR RAKES' UPDATE ON UT MARTIN GAP ANALYSIS

Chancellor Rakes reminded the Trustees that the results of a gap analysis by the Huron Group were reported at the 2013 Winter Meeting. He introduced Dr. Robert Nanney, past Faculty Senate President and Professor and Chair in the Department of Communications, to present UT Martin's Strategic Initiative Update (Exhibit 2).

## VII. ACTION ITEM FROM THE HEALTH AFFAIRS COMMITTEE

### A. Designation of UT-Regional One Physicians as a Faculty Practice Plan for the College of Medicine in Memphis and Authorization for Execution of Associated Agreements

Chancellor Steve Schwab introduced this item by reiterating that the clinical enterprise will generate the revenue to fund the Health Science Center's strategic plan. He presented the proposal to develop a faculty practice plan with The MED (Exhibit 3), which was reviewed in detail at the Health Affairs Committee meeting on January 17, 2014 and recommended by the Committee for approval by the Board.

Trustee Anderson moved that the Board of Trustees authorize the administration to execute a Master Affiliation Agreement between the University and The Regional Medical Center (Shelby County Healthcare Corporation) and an Affiliation Agreement between the University and UT Regional One Physicians, under which UT Regional One Physicians will serve as a faculty practice plan for multi-specialty care, such authorization being subject to prior review and approval of the agreements by the Chair of the Health Affairs Committee on the recommendation of the University's President, Chief Financial Officer, and General Counsel and further subject to the prior review and approval of all required or appropriate state government officials. The motion was seconded and carried unanimously.

## VIII. ACTION ITEMS FROM THE FINANCE AND ADMINISTRATION COMMITTEE



Finance and Administration Committee Chair Charles Anderson reported that the Committee had considered two new rules regarding use of University property and unanimously recommended adoption of both rules.

### A. TUAPA Rule on Use of University Property

Trustee Anderson moved that the Board of Trustees adopt the proposed Chapter 1720-1-2 of the Rules of The University of Tennessee, titled "Use of University Property," (Exhibit 4) to supersede the current Chapter 1720-1-2, titled "Access to University Property." The motion was seconded, the Secretary called the roll, and the motion carried unanimously.

### B. TUAPA Rule on Use of University Property by Non-Affiliated Persons for Free Expression Activities

Trustee Anderson moved that the Board of Trustees adopt the proposed Chapter 1720-1-12 of the Rules of The University of Tennessee, titled "Use of University Property by Non-Affiliated Persons for Free Expression Activities," (Exhibit 5) to

supersede the "Speaker Policy" adopted by the Board of Trustees on June 19, 1969. The motion was seconded, the Secretary called the roll, and the motion carried unanimously.

## IX. REPORT OF THE AUDIT COMMITTEE

The Audit Committee held a meeting on December 18, 2013, and Committee Chair Gallimore highlighted the issues addressed at that meeting and ongoing work of the Internal Audit Department:

**External IT Audit**
Over the last year, the Audit Committee has been involved in an external assessment of the information technology security posture of the University. At the Audit Committee's December meeting, BerryDunn consultants presented the results of the assessment along with related recommendations to improve the security posture of the University. The Audit Committee will provide oversight and suggested that UT management prioritize the recommendations for implementation. Dr. DiPietro committed to coordinating efforts system-wide by working with the Chancellors, Dr. David Millhorn, and Mr. James Perry to determine next steps. Ms. Sandy Jansen will incorporate follow-up procedures to track implementation and report back to the Audit Committee. The final report was issued in February and management is developing implementation plans.

**CEO Audits**
In the fall, the internal audit team completed the required audits of the chief executive officers. The auditors found that expenditures were reasonable and appropriate. Trustee Gallimore commended the President for his commitment to setting the tone of good financial stewardship at the top.

**Institutional Compliance**
Dr. Taylor Eighmy, chair of the UT Knoxville campus compliance committee, gave an update indicating enhanced compliance efforts. Institutional compliance efforts are also underway at the Health Science Center and the Institute of Agriculture. The Institutional Compliance Office is preparing to facilitate the upcoming compliance risk assessment at the Martin campus.

**Audit and Consulting Services and Institutional Compliance Strategic Plan**
Audit and Consulting Services recently developed a strategic plan to align with UT System's strategic plan and to better serve the University. The goals include meeting stakeholders' needs and adding value to the University, fostering the professional development of team members, expanding IT audit coverage, research audit coverage, and the use of data analytics to focus audits on high-risk areas, and ensuring effectiveness and efficiency. The Institutional Compliance goals are to

enhance campus compliance committee efficiency and effectiveness and to promote an ethical culture.

## X. CONSENT AGENDA

The Vice Chair directed the Board's attention to the Consent Agenda and called for any requests to remove items. Hearing none, the Vice Chair called for a motion to approve the Consent Agenda, consisting of the following items:

A. Minutes of the Last Meeting

B. UT Knoxville Gas Line Easement for Steam Plant (Exhibit 6)

C. UTHSC Acquisition of 885 Madison Avenue (Exhibit 7)

D. UTHSC Acquisition of 239 Dr. M.L. King Avenue (Exhibit 8)

E. UTHSC Acquisition of 964 Union Avenue (Exhibit 9)

F. FY 2014 Revised Operating Budget (Exhibit 10)

G. Repurposing of UT Martin Student Publication Fee (Exhibit 11)

H. Honorary Doctorate of Letters and Science, UT Knoxville (Exhibit 12)

I. Revisions to the UT Knoxville Faculty Handbook and manual for Faculty Evaluation (Exhibit 13)

J. Renaming the UTHSC College of Allied Health as College of Health Professions (Exhibit 14)

K. UT Health Science Center Strategic Plan, 2014-2018 (Exhibit 15)

L. Revised Compensation for the Executive Vice President/Vice President for Research and Economic Development (Exhibit 16)

M. Revisions to the Policy on Comprehensive Presidential Performance Reviews (Exhibit 17)

N. Naming of the Corporate Governance Center, College of Business Administration, UT Knoxville (Exhibit 18)

A motion to approve the Consent Agenda was duly made and seconded, and the motion carried unanimously.

## XI. ANNOUNCEMENTS

The Vice Chair noted upcoming meetings of the Board and various committees. He asked Dr. DiPietro to tell the Trustees about this year's *Tennessee Blue Book*. The President explained that the cover of the book is orange in honor of Head Coach Emeritus Pat Summitt.

Vice Chair Ferguson thanked Chancellor Rakes and his team for hosting the meeting; Robert and Jenny Kirkland for hosting the reception at Discovery Park of America; Betty Ann and John Tanner and Crawford and Nancy Gallimore for hosting dinner; and the Board and campus staff for coordinating logistics.

## XII. ADJOURNMENT

With no further business to come before the Board, the meeting was adjourned.

Respectfully Submitted,

_____

Catherine S. Mizell, Secretary

THE UNIVERSITY OF TENNESSEE
BOARD OF TRUSTEES

ACTION ITEM

| | |
|---|---|
| DATE: | June 18, 2014 |
| COMMITTEE: | Executive and Compensation |
| CAMPUS/INSTITUTE: | The University of Tennessee |
| ITEM: | **Resolution Appointing a Managerial Group for U.S. Government Contracts** |
| RECOMMENDATION: | Approval |
| PRESENTED BY: | Catherine S. Mizell, General Counsel and Secretary |

The Department of Energy, Department of Defense, and other federal agencies with which the University has contracts impacting national security require the Board to appoint a Managerial Group and delegate to that group responsibility for negotiation, execution, and administration of U.S. Government contracts. Only members of the Managerial Group will receive security clearance to access to classified information related to these contracts.



The Board initially appointed a Managerial Group by resolution adopted on December 11, 2001. A new resolution is required annually to reflect changes in personnel. The resolution for 2014 follows.

**MOTION:**

**That the resolution appointing a managerial group for U.S. Government contracts be approved.**

# RESOLUTION OF THE BOARD OF TRUSTEES APPOINTING THE MANAGERIAL GROUP FOR CONTRACTS BETWEEN THE UNIVERSITY OF TENNESSEE AND THE UNITED STATES GOVERNMENT PURSUANT TO THE NATIONAL INDUSTRIAL SECURITY PROGRAM OPERATING MANUAL

BE IT RESOLVED BY THE BOARD OF TRUSTEES OF THE UNIVERSITY OF TENNESSEE THAT:

1. Those persons occupying the following positions at The University of Tennessee shall be known as the Managerial Group, having the authority and responsibility for the negotiation, execution, and administration of U.S. Government contracts as described in the National Industrial Security Program Operating Manual:

   President
   Treasurer and Chief Financial Officer
   Chancellor, The University of Tennessee, Knoxville
   Vice Chancellor for Research and Engagement, The University of Tennessee, Knoxville
   Facility Security Officer
   General Counsel and Secretary
   Executive Director, The University of Tennessee Space Institute

2. The Chief Executive and the members of the Managerial Group are cleared, or will be processed for clearance, to the level of The University of Tennessee's facility clearance. If uncleared, pending issuance of the requested access authorization, such individual shall be excluded from all access and shall not participate in any decision or other matter pertaining to the protection of classified information and/or special nuclear material.

3. The above-named Managerial Group is hereby delegated all of the Board's duties and responsibilities pertaining to the protection of classified information and/or special nuclear material released to The University of Tennessee.

4. In the future, when any individual is appointed to the Managerial Group as an additional member or replacement member, such individual shall immediately be processed for an access authorization at the same level as The University of Tennessee's facility clearance. Pending issuance of this requested access authorization, such individual shall be excluded from all access and shall not participate in any decision or other matter pertaining to the protection of classified information and/or special nuclear material.

5. The following named officers and members of the Board of Trustees of The University of Tennessee shall not require, shall not have, and can be effectively excluded from access to all classified information and/or special nuclear material released to The University of Tennessee and do not occupy positions that would enable them to affect adversely the policies or practices of The University of Tennessee's performance of classified contracts for the U.S. Government:

Officers

| Name | Title |
|---|---|
| Steve R. Angle | Chancellor, The University of Tennessee at Chattanooga |
| Larry R. Arrington | Chancellor, The University of Tennessee Institute of Agriculture |
| David E. Millhorn | Executive Vice President/Vice President for Research and Economic Development |
| Lofton K. Stuart | Interim Vice President for Development and Alumni Affairs |
| Thomas A. Rakes | Chancellor, The University of Tennessee at Martin |
| Steve J. Schwab | Chancellor, The University of Tennessee Health Science Center |

Members of the Board of Trustees

| Name | Title |
|---|---|
| William E. Haslam | Trustee/Governor |
| Kevin S. Huffman | Trustee/Commissioner of Education |
| Julius Johnson | Trustee/Commissioner of Agriculture |
| Richard G. Rhoda | Trustee/Executive Director, Tennessee Higher Education Commission |
| Charles C. Anderson, Jr. | Trustee |
| George E. Cates | Trustee |
| Spruell Driver, Jr. | Trustee |
| R.J. Duncan | Trustee |
| J. Brian Ferguson | Trustee |
| John N. Foy | Trustee |
| D. Crawford Gallimore | Trustee |
| David A. Golden | Trustee |
| Vicky B. Gregg | Trustee |
| Monice Moore Hagler | Trustee |
| Raja J. Jubran | Trustee |
| Brad A. Lampley | Trustee |
| Bonnie E. Lynch | Trustee |

| | |
|---|---|
| James L. Murphy III | Trustee |
| Sharon J. Miller Pryse | Trustee |
| Karl A. Schledwitz | Trustee |
| Don C. Stansberry, Jr. | Trustee |
| Betty Ann Tanner | Trustee |
| Charles E. Wharton | Trustee |
| Tommy G. Whittaker | Trustee |
| Thaddeus A. Wilson | Trustee |

CERTIFICATION

The above Resolution of the Board of Trustees Appointing the Managerial Group for Contracts between The University of Tennessee and the United States Government Pursuant to the National Industrial Security Program Operating Manual was duly adopted by the Board of Trustees on the 19th day of June, 2014.

_____

Catherine S. Mizell, Secretary

THE UNIVERSITY OF TENNESSEE
BOARD OF TRUSTEES

ACTION ITEM

DATE: June 18, 2014

COMMITTEE: Finance and Administration

ITEM: **Ratification of 2013-14 Quasi-Endowments**

RECOMMENDATION: Approval

PRESENTED BY: Charles M. Peccolo, Treasurer and Chief Financial Officer

A Board of Trustees Resolution dated September 22, 1995 authorizes the University, with approval by the President and Treasurer, to establish quasi-endowments without waiting for official governing board action, provided the Board of Trustees receives an annual report on the names and amounts of such quasi-endowments established during the previous fiscal year.

A schedule of the quasi-endowments established from July 2013 to June 2014 totaling $1,604,536.47 is attached for review and ratification.

**MOTION:**

**That quasi-endowments established during FY 2014 be ratified.**

THE UNIVERSITY of TENNESSEE
KNOXVILLE, CHATTANOOGA, MARTIN, TULLAHOMA, MEMPHIS

OFFICE OF THE TREASURER AND CHIEF FINANCIAL OFFICER

**MEMORANDUM**

**TO:** Members of the Board of Trustees

**FROM:** Joseph A. DiPietro
Charles M. Peccolo

**DATE:** May 30, 2014

**SUBJECT:** Quasi-Endowment Funds

A resolution approved on September 22, 1995, authorized the University President and Treasurer to approve the establishment of quasi-endowment funds and to report to the Board during its June meeting the names and amounts of such funds approved. The following quasi-endowment funds have been established from July 2013 to June 2014 in accordance with this resolution:

| | ENDOWMENT AMOUNT | PROGRAM SUPPORTED |
|---|---|---|
| **The University of Tennessee, Knoxville** | | |
| Army ROTC General Scholarship Award Quasi- Endowment | $15,000.00 | Scholarships in Military Science and Leadership |
| Jack Ross Shelton Library Quasi-Endowment | 48,999.00 | Book Acquisitions for John C. Hodges Library |
| Professor Curtis Shelton Student Enrichment Quasi-Endowment | 48,999.00 | Department Purposes for Agricultural and Biological Engineering |
| Elaine A. Evans Middle East Studies Scholarship Quasi-Endowment | 50,000.00 | Scholarships in College of Arts and Sciences |
| Betty Patton Barbour Lady Vol Scholarship Quasi-Endowment | 25,000.00 | To Provide Scholarships for Women Athletes at UT Knoxville |
| **The University of Tennessee Health Science Center, Memphis** | | |
| Julian C. Fleming M.D. Scholarship Quasi-Endowment | 822,897.94 | Need-based Scholarships in College of Medicine |
| **The University of Tennessee, Graduate School of Medicine** | | |
| Kelly L. Krahwinkel Chair in Oral and Maxillofacial Surgery Quasi-Endowment | 560,613.67 | Chair and/or Related Expenses in Department of Oral and Maxillofacial Surgery |
| **The University of Tennessee, Agriculture Experiment Station** | | |
| Anita Graham Memorial Quasi-Endowment for Feline Health | 33,026.86 | Support Studies on Feline Issues in the College of Veterinary Medicine |
| **Total Quasi-Endowment Funds Established** | **$1,604,536.47** | |

709A Andy Holt Tower • Knoxville, TN 37996-0174 • Phone: 865-974-1763 • Fax: 865-974-1324
http://treasurer.tennessee.edu

17

THE UNIVERSITY OF TENNESSEE
BOARD OF TRUSTEES

ACTION ITEM

| | |
|---|---|
| DATE: | June 18, 2014 |
| COMMITTEE: | Finance and Administration |
| CAMPUS/UNIT: | UTC |
| ITEM: | **FY 2015 Distribution of UC Foundation Unrestricted Endowment Funds** |
| RECOMMENDATION: | Approval |
| PRESENTED BY: | Charles M. Peccolo, Treasurer and Chief Financial Officer |

The proposed distribution of funds from the University of Chattanooga Foundation (UCF) unrestricted endowment in support of programs at The University of Tennessee at Chattanooga for FY 2015 is reflected on the following schedule. Final approval by the UCF Board of Trustees is pending, and any changes will be presented to this Board, or the Executive and Compensation Committee, for approval after final adoption of the planned distribution. Total UCF support of The University of Tennessee at Chattanooga for FY 2015 is projected to be $1,559,000.

**MOTION:**

**That the proposed FY 2015 Distribution of UC Foundation Unrestricted Endowment Funds be approved as presented in the meeting materials with the understanding that any subsequent changes to the proposed distribution will be presented to the Board of Trustees or the Executive and Compensation Committee for approval.**

# FY15 Proposed UC Foundation Grants

| Category | 2015 | |
|---|---|---|
| **Strategic Initiatives** | **Recurring** | **NonRecurring** |
| Honors College | | $ 50,000 |
| CCTA Implementation | | $ 125,000 |
| Cirriculum Redesign | | $ 60,000 |
| Start up for Centers & Institutes | | $ 125,000 |
| New Faculty Start-up | | $ 100,000 |
| Visiting Scholar (English) | | $ 35,000 |
| **Faculty Development** | | |
| Faculty Development + Teaching Innovation | $ 30,000 | |
| Faculty Appreciation Day | $ 20,000 | |
| **Executive Partnerships** | | |
| Chancellor's Fund | $ 10,000 | |
| Provost's Fund | $ 10,000 | |
| **Student Scholarships** | | |
| Leadership Awards/CCTA Safety | $ 50,000 | |
| Chancellor/Provost Scholarships | $ 425,000 | |
| Music Performance Awards | $ 100,000 | |
| Athletic Scholarships | $ 50,000 | |
| Enhancing Graduate Assistantships | $ 200,000 | |
| International Studies Scholarships (match) | $ 20,000 | |
| Brock Scholars Grants | $ 40,000 | |
| **Restricted (Quasi Endowment)** | | |
| UC Foundation Professorships | $ 46,500 | |
| John Stagmaier Professorship | $ 17,500 | |
| Dr. Leroy Martin Distinguished Prof. | $ 20,000 | |
| Dorothy Patten Fine Arts Series | $ 25,000 | |
| | $ 1,064,000 | $ 495,000 |
| **GRAND TOTALS** | **$1,559,000** | |

THE UNIVERSITY OF TENNESSEE
BOARD OF TRUSTEES

ACTION ITEM

| | |
|---|---|
| DATE: | June 18, 2014 |
| COMMITTEE: | Finance and Administration |
| CAMPUS/UNIT: | UTHSC |
| ITEM: | **UTHSC Regional Tuition Rate Program for the College of Pharmacy in Memphis** |
| RECOMMENDATION: | Approval |
| PRESENTED BY: | Anthony A. Ferrara, Vice Chancellor for Finance and Operations |

The following proposal requests a discounted out-of-state tuition rate for students enrolled in the College of Pharmacy in Memphis who reside in Mississippi or Arkansas within a 50-mile radius of Memphis. Eligible students would receive a 75% discount on out-of-state tuition, effective Fall 2014 (FY 2015). The proposal is for a three-year trial period to review the impact on enrollment.

The discounted out-of-state tuition is proposed to address increased competition for the best students resulting from the opening of five new Pharmacy schools in Tennessee since 2006—Union University, Lipscomb University, Belmont University, South College, and East Tennessee State University (four private and one public). The tuition at Union, Lipscomb, and Belmont is lower than out-of-state tuition at UT. Current enrollment trends place the average incoming class at the College of Pharmacy in Memphis at approximately 160 students, short of its goal of 175. The discounted out-of-state tuition is expected to increase both applications and enrollment of these regional students, with break-even or positive revenue implications.



**MOTION:**

**That the Health Science Center be authorized to implement a three-year program for the College of Pharmacy in Memphis to provide a 75% discount of the out-of-state tuition charge for students residing in Mississippi or Arkansas within a 50-mile radius of Memphis, effective Fall 2014.**

THE UNIVERSITY of TENNESSEE HEALTH SCIENCE CENTER

# Regional Tuition Proposal for the College of Pharmacy

Presented to the

Finance & Administration Committee

June 18, 2014

19

# *Background*: Enrollment Challenges

2

- Since 2006, several new schools of pharmacy were created in Tennessee:
  - Union University– Jackson
  - Lipscomb University – Nashville
  - Belmont – Nashville
  - East Tennessee State University – Johnson City
  - South College – Knoxville
- As these new schools ramped up, competition for the best students has become more difficult.
  - Current enrollment trends place the average incoming class at approximately 160 students, short of their revised goal of 175.

# Enrollment Trends

3

6-Jun-14

# *Background:* Student Costs



- For out-of-state students, UT tuition is at or above the new private schools.

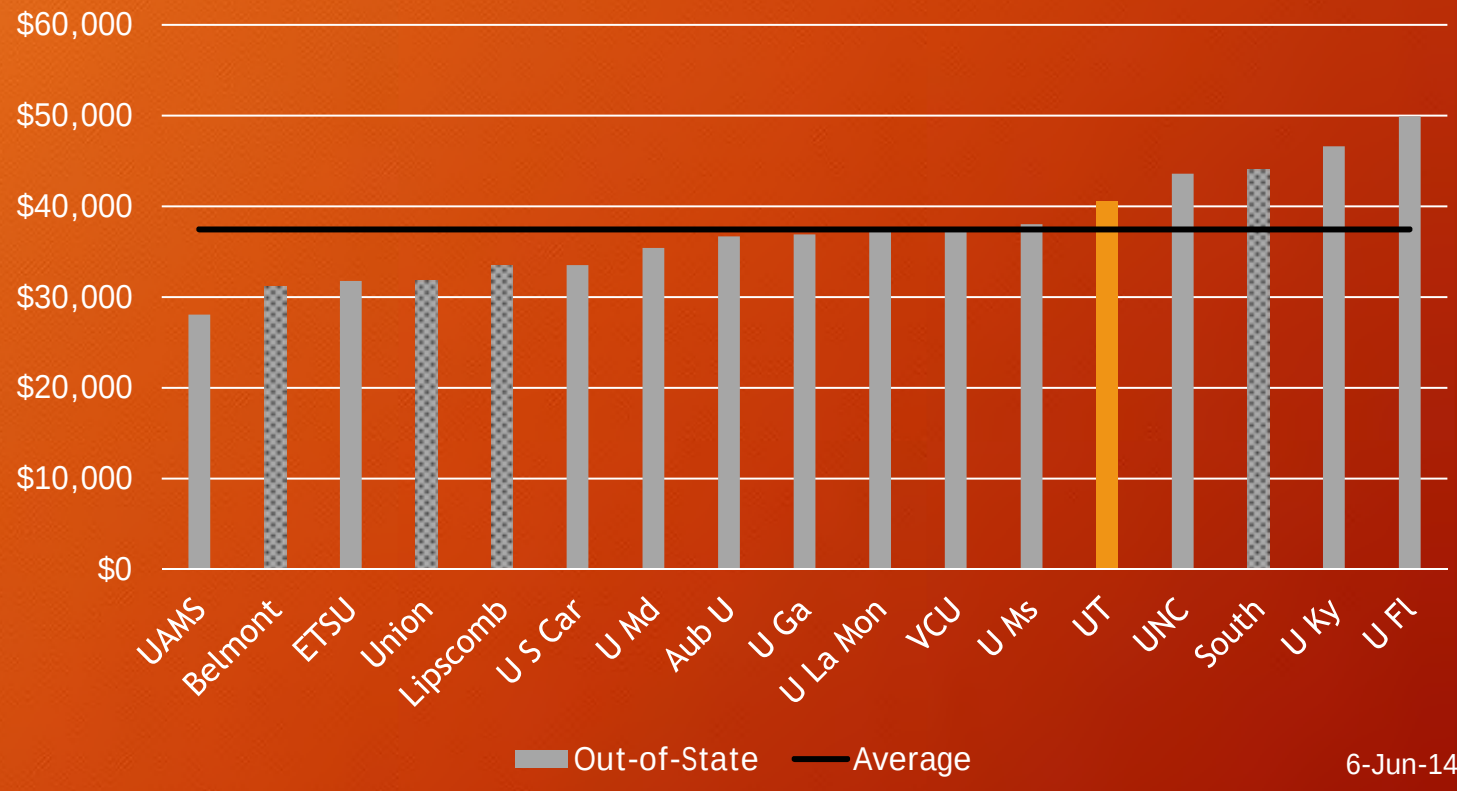

# Proposal

5

- The HSC proposes to create a Regional Tuition program for College of Pharmacy students residing within a 50 mile radius of Memphis.
  - The program would provide a 75% discount on the Out-of-state tuition charge.

| | Proposed 2015 Rates | Regional Tuition Program |
|---|---|---|
| In-State Fee | $21,020 | $21,020 |
| Out-of-State Tuition | 19,580 | 4,895 |
| TOTAL for OOS students | $40,600 | $25,915 |

# Out-of-State Tuition Rates

6

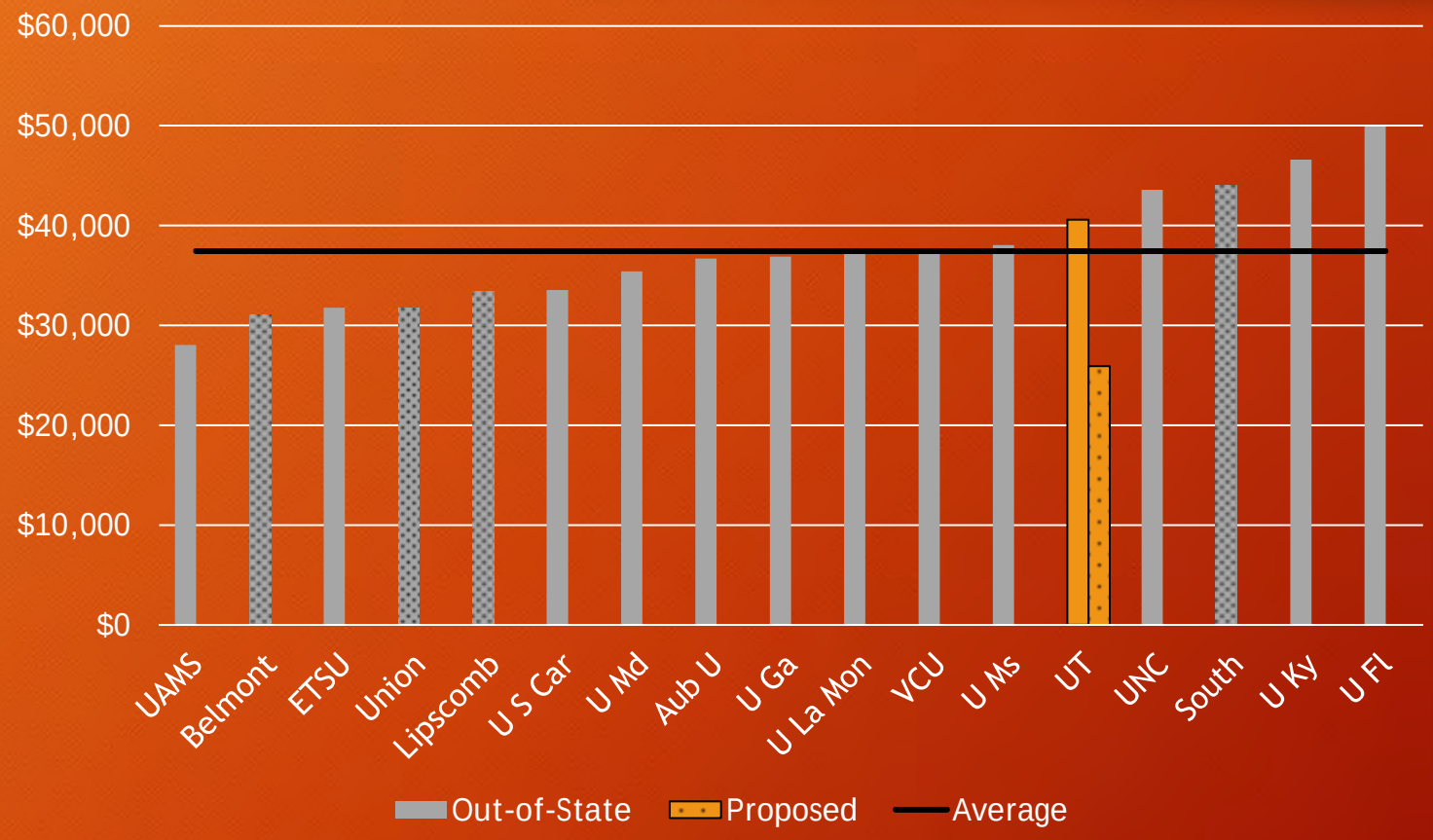


6-Jun-14

# Enrollment Trends for Regional Students

7

| Academic Year | Applied | Accepted | Enrolled |
|---|---|---|---|
| 2013 | 14 | 4 | 3 |
| 2014 | 9 | 5 | 2 |
| 2015 | 7 | 3 | -- |
| 2016 | 13 | -- | -- |

- We believe this program will increase both applications AND enrollment.
- With an increase of 2 students per class under this Regional Tuition program, net tuition revenue will be greater than with current enrollment trends.

6-Jun-14

# Request

8

- The Health Science Center requests approval to create a Regional Tuition Program for the College of Pharmacy providing a 75% discount on the Out-of-State tuition for students residing within 50 miles of Memphis.
- The Program would be effective for the Fall 2014 (FY 2015) academic year.
- The program would run for *three years* with an evaluation of results for the FY 2019 budget.

9

# Questions ? ?

6-Jun-14

THE UNIVERSITY OF TENNESSEE
BOARD OF TRUSTEES

ACTION ITEM

| | |
|---|---|
| DATE: | June 18, 2014 |
| COMMITTEE: | Finance and Administration |
| CAMPUS/UNIT: | UTC |
| ITEM: | **Extension of the UTC Regional Tuition Rate Program for Undergraduates, FY 2014-15** |
| RECOMMENDATION: | Approval |
| PRESENTED BY: | Steve R. Angle, Chancellor, UTC |

At the June 2007 meeting, the Board of Trustees authorized UT Chattanooga to establish a one-year pilot program to evaluate a differential tuition rate for undergraduate students of junior and senior standing who meet current admissions standards and reside in seven counties contiguous to Tennessee (six Georgia and one Alabama). Participants receive a 75 percent reduction in out-of-state tuition. The pilot program was implemented beginning Fall 2007. Extension of the pilot program was conditioned on further consideration by the Board. Each year since 2007, the Board of Trustees has approved a one-year extension of this program.

Analysis of enrollment and revenue for the 2013-2014 year of the program is presented on the following pages. The administration requests authorization to extend the program for 2014-15.

**MOTION:**

**That the UTC regional tuition rate program for undergraduate students residing in seven contiguous counties in Georgia and Alabama be extended for FY 2014-15.**

THE UNIVERSITY of TENNESSEE CHATTANOOGA

# The University of Tennessee at Chattanooga Regional Tuition Rate Program for Undergraduates

## A Presentation to the Board of Trustees of The University of Tennessee

**June 18, 2014**

THE UNIVERSITY of TENNESSEE CHATTANOOGA

# Program Overview

- Approved by Board of Trustees in June 2007; extended annually
- Eligibility based on completion of 60 hours
- Based on existing capacity in upper-level undergraduate courses; no new resources necessary
- Eligibility limited to seven counties in north Georgia and Alabama
- Participants pay in-state tuition plus 25% of out-of-state tuition

THE UNIVERSITY of TENNESSEE CHATTANOOGA

# Regional Tuition Demographic Area

THE UNIVERSITY of TENNESSEE CHATTANOOGA

# Undergraduate Enrollment Trend (Headcount)

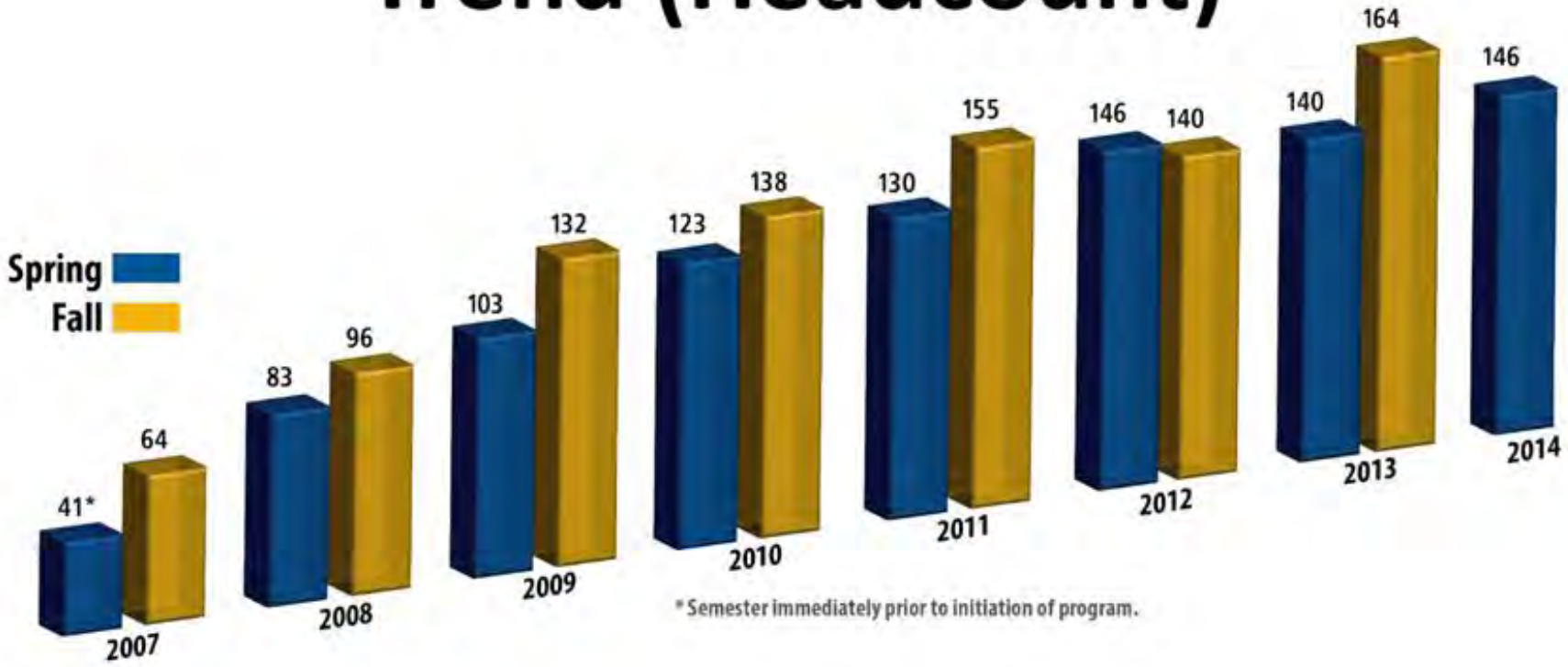


- Consistently earning revenue since fall 2008.
- Since inception, undergraduate program has earned $1.8 million.

THE UNIVERSITY of TENNESSEE CHATTANOOGA

# Undergraduate Enrollment and Revenue Analysis 2013-14

| FTE Student Enrollment | Actual Revenue | Target Revenue* ($10,635 x 50 FTE) | Gain (Loss) |
|---|---|---|---|
| 146.17 (F13) | $721,020 | $531,750 | $189,270 |
| 122.83 (S14) | $605,890 | $531,750 | $74,140 |
| | | **Total** | **$263,410** |

**Based on breakeven threshold from Spring 2007 at 50 FTE students.*

THE UNIVERSITY OF TENNESSEE
BOARD OF TRUSTEES

ACTION ITEM

| | |
|---|---|
| DATE: | June 18, 2014 |
| COMMITTEE: | Finance and Administration |
| CAMPUS/UNIT: | UTC |
| ITEM: | **Extension of UTC Regional Tuition Rate Program for Graduate Students, FY 2014-15** |
| RECOMMENDATION: | Approval |
| PRESENTED BY: | Steve R. Angle, Chancellor, UTC |

At the October 2009 meeting, the Board of Trustees authorized UT Chattanooga to establish a one-year pilot program to evaluate a differential tuition rate for graduate students who meet current admissions standards and reside in seven counties contiguous to Tennessee (six Georgia and one Alabama). Participants receive a 75 percent reduction in out-of-state tuition. Extension of the pilot program was conditioned on further consideration by the Board. Each year since 2010, the Board of Trustees has approved a one-year extension of this program.

Analysis of enrollment and revenue for the 2013-14 year of the program is presented on the following pages. The administration requests authorization to extend the program for FY 2014-15.

**MOTION:**

**That the UTC regional tuition rate program for graduate students residing in seven contiguous counties in Georgia and Alabama be extended for FY 2014-2015.**

THE UNIVERSITY of TENNESSEE CHATTANOOGA

# The University of Tennessee at Chattanooga Regional Tuition Rate Program for Graduate Students

## A presentation to the Board of Trustees of The University of Tennessee

**June 18, 2014**

THE UNIVERSITY of TENNESSEE CHATTANOOGA

# Program Overview

- Approved in October 2009; extended annually
- Based on existing capacity; no new resources necessary
- Eligibility limited to seven counties in north Georgia and Alabama
- Participants pay in-state tuition plus 25% of out-of-state tuition

THE UNIVERSITY of TENNESSEE CHATTANOOGA

# Regional Tuition Demographic Area

THE UNIVERSITY of TENNESSEE CHATTANOOGA

# Graduate Enrollment Trend (Headcount)

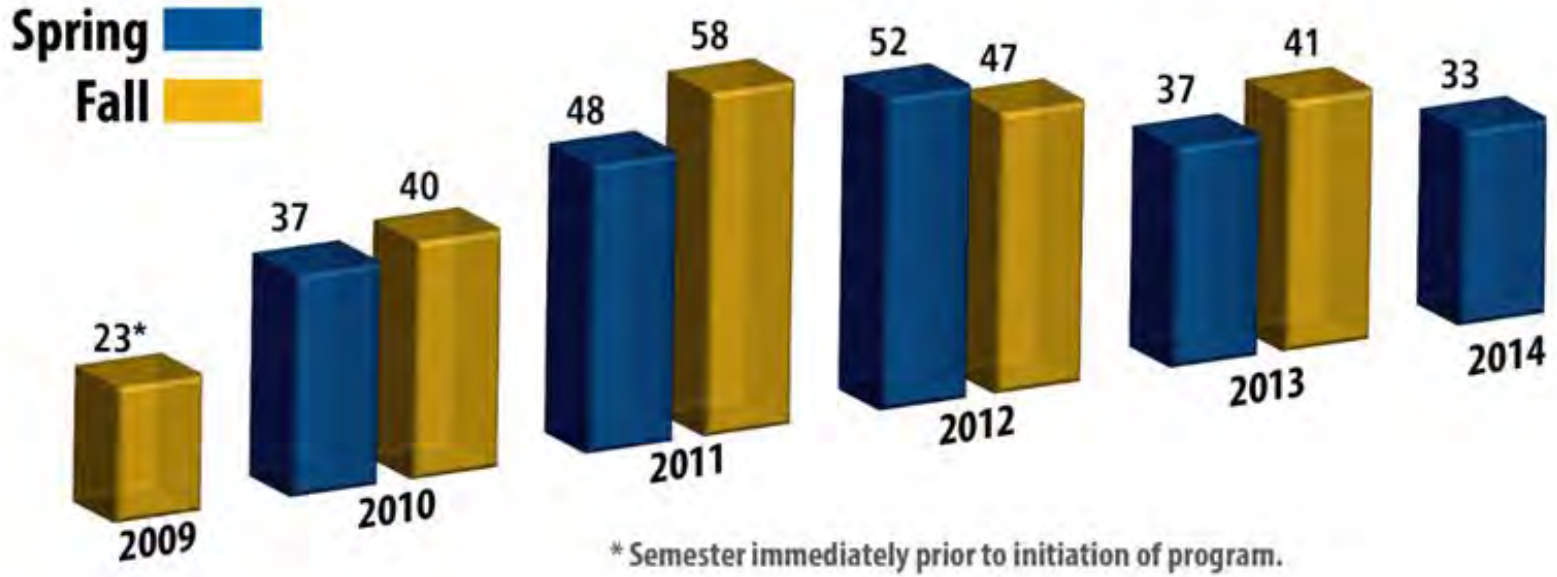

THE UNIVERSITY of TENNESSEE CHATTANOOGA

# Graduate Enrollment and Revenue Analysis 2013-14

| FTE Student Enrollment | Actual Revenue | Target Revenue* ($11,239 x 22.8 FTE) | Gain (Loss) |
|---|---|---|---|
| 36.7 (F13) | $203,199 | $256,249 | ($53,050) |
| 28.33 (S14) | $156,856 | $256,249 | ($99,393) |
| | | **Total** | **($152,444)** |

**Based on breakeven threshold from Fall 2009 of 22.8 FTE students.*

THE UNIVERSITY OF TENNESSEE
BOARD OF TRUSTEES

ACTION ITEM

| | |
|---|---|
| DATE: | June 18, 2014 |
| COMMITTEE: | Finance and Administration |
| CAMPUS/UNIT: | UTHSC, UTK, and UTSA |
| ITEM: | **Disclosure of Additional Revenue/Institutionally Funded Capital Projects for FY 2014-15** |
| RECOMMENDATION: | Approval |
| PRESENTED BY: | Charles M. Peccolo, Treasurer and Chief Financial Officer |

The University administration has expanded the scope of two previously approved projects as well as identified additional revenue/institutionally funded projects for FY 2014-15. These projects, totaling $373,460,000 are as follows:

1. UTK – Boathouse Improvements - $3,000,000
2. UTK - Hodges Library Improvements - $1,600,000
3. UTK – Building Access Improvements - $2,300,000
4. UTK – New Student Housing - $91,000,000 (approved by the Board in October 2013 at $65,400,000)
5. UTK – West Campus Redevelopment - $234,200,000 (approved by the Board in October 2013 at $127,000,000)
6. UTHSC – Demolition of Madison Avenue Buildings - $4,360,000
7. UT System – Administration Building - $23,000,000
8. UT System – Parking Garage - $14,000,000

UT Knoxville has developed a comprehensive housing master plan with planned implementation over the next decade in multiple phases. The two housing projects listed above (New Student Housing and West Campus Redevelopment) are in that housing master plan. Due to design and location efficiencies, it is in the University's best interest to re-scope these housing projects at this time, resulting in the increased project costs reflected in the above list.



The other projects listed above are in addition to the list of FY 2014-15 revenue/institutionally funded projects approved by the Board in October 2013 (see the

following schedule). The Board's action in October included authorization, with the President's approval, to enter into design and construction contracts for additional revenue/institutionally funded projects identified during the fiscal year, within available funds. Accordingly, with the President's approval, the University sought approval by the Tennessee Higher Education Commission, the State Department for Finance and Administration and the General Assembly for these additional projects. These projects were contained in the amended FY 2014-15 appropriations bill passed by the General Assembly.

**MOTION:**

**That the Board of Trustees ratify the expanded list of Revenue/Institutionally Funded Capital Projects for FY 2014-15 with authorization to enter into contracts for design and construction of these projects, subject to future Board review and approval of the UT System Administration Building and Parking Garage projects if and when construction of those projects is determined to be feasible.**

**THE UNIVERSITY OF TENNESSEE**
**PROPOSED REVENUE/INSTITUTIONALLY FUNDED PROJECTS**
**FY 2014-2015**

| | | Projects | FY 14-15 |
|---|---|---|---|
| | | | |
| | | **UTC** | |
| 1 | | Lighting Upgrades | $ 2,700,000 |
| 2 | | Disability Resource Center | 800,000 |
| 3 | | Football Training Facility - Phase I (Planning) | 1,000,000 |
| 4 | | Retrofit State Buildings | 4,000,000 |
| 5 | | Academic Classroom Bldg. Renov. (Lupton/Fine Arts) (Planning) | 2,000,000 |
| | | **TOTAL** | **$ 10,500,000** |
| | | | |
| | | **UTHSC** | |
| 1 | | Pharmacy Building - Completion of Basement | **$ 3,000,000** |
| | | | |
| | | **UTIA** | |
| 1 | | Biosystems Engineering Learning & Innovation Hub | **$ 350,000** |
| | | | |
| | | | |
| | | **UTK** | |
| 1 | | Arena Renovations and Repairs | $ 15,000,000 |
| 2 | | Parking Garages/Parking Lots Repairs (2014-2015) | 1,000,000 |
| 3 | | Dining Services Improvements (2014-2015) | 750,000 |
| 4 | | Environmental Initiatives (2014-2015) | 1,500,000 |
| 5 | | Campus Beautification Projects (2014-2015) | 4,000,000 |
| 6 | | Classroom Upgrades (2014-2015) | 5,000,000 |
| 7 | | Replacement Residence Halls | 127,000,000 |
| 8 | | New Student Housing | 65,400,000 |
| 9 | | Engineering Services Facility (Planning) | 3,000,000 |
| 10 | | University Avenue Buildings Improvements | 2,100,000 |
| | | **TOTAL** | **$ 224,750,000** |
| | | | |
| | | **GRAND TOTAL** | **$ 238,600,000** |
| | | | |
| | | | |
| | | | |
| | | | |

THE UNIVERSITY OF TENNESSEE
BOARD OF TRUSTEES

ACTION ITEM

| | |
|---|---|
| DATE: | June 18, 2014 |
| COMMITTEE: | Finance and Administration |
| CAMPUS/UNIT: | UT Knoxville |
| ITEM: | **Alley Transfers from the City of Knoxville** |
| RECOMMENDATION: | Approval |
| PRESENTED BY: | Charles M. Peccolo, Treasurer and Chief Financial Officer |

The University of Tennessee, Knoxville proposes to request the City of Knoxville to transfer to the University the following (see attached campus map):

> Unnamed alleys in City Block 10405 (west of 11th Street), City Block 10581 (west of 20th Street) and City Block 10582 (west of 20th Street)

The proposed alley transfers will assist the campus in planning for the future in regard to expansion and implementation of the overall UT Knoxville Master Plan. Two of the alley transfers are also needed to meet conditional requirements from the City of Knoxville for the transfer of 20th Street to UT Knoxville.

Upon approval by the Board, the University will seek all necessary city and state government approvals.

**MOTION:**

**That the administration be authorized to request the City of Knoxville to transfer to the University the unnamed alleys located in City Blocks 10405, 10581, and 10582.**

23

THE UNIVERSITY of TENNESSEE
KNOXVILLE
CLOSURE
CLOSURES
Tennessee River
(FORT LOUDOUN LAKE)
Cumberland Avenue
Neyland Drive
Alcoa Highway
Kingston Pike
Volunteer Boulevard
Henley Street
Fort Sanders Area
Circle Park
The Hill
Downtown Knoxville
PARKING & TRANSIT SERVICES
UT Institute of Agriculture Campus

THE UNIVERSITY OF TENNESSEE
BOARD OF TRUSTEES

ACTION ITEM

DATE: June 18, 2014

COMMITTEE: Finance and Administration

ITEM: **Annual Report of Sales of Real Property Acquired by Gift**

RECOMMENDATION: Approval

PRESENTED BY: Charles M. Peccolo, Treasurer and Chief Financial Officer

The Bylaws require an annual report to the Board of all sales of real property acquired by gift. The report for 2013-14 follows.

**MOTION:**

**That the 2013-14 Annual Report of Sales of Real Property Acquired by Gift be approved.**

| Annual Sales Report - Gifts of Real Property | | | |
|---|---|---|---|
| Sales Activity FY 2013-2014 | | | |
| **DONOR** | **PROPERTY ADDRESS** | **AMOUNT** | **USE OF PROCEEDS** |
| Clarence L. Brown | 1000 La Playa Drive, Hayward, CA | $2,200,000<br>(Gross Sale Price $4,400,000<br>UT owned 1/2 interest) | University of Tennessee Knoxville |
| Neala Wakefield | 205 Ogle Drive, Unit 323 Pigeon Forge, TN | $110,000 | UTK College of Business, UTK College of Education, Health and Human Services (CEHHS), and UTIA |
| Helen Louise Neely Humphreys | 8727 Thor Road, Memphis, TN | $52,667<br>(Gross Sale Price $158,000<br>UT owned 1/3 interest) | University of Tennessee Health Science Center |
| Dr. Sam Mount | 3611 Southwood Drive, Knoxville, TN | $4,643<br>(Gross Sale Price $65,000<br>UT owned 1/14 interest) | University of Tennessee Health Science Center<br>Sam D. Mount, Jr. Research Endowment |
| Estate of Dorothy Gerwin | 4292 Poplar, Memphis, TN | $202,000 | University of Tennessee Health Science Center -<br>* 25% Cancer Research Projects as determined by the Dean of UTHSC.<br>* 25% to be used by Department of Neurology for Parkinson Disease research projects.<br>* 25% to be used by the Department of Physiology for unspecified research projects.<br>* 25% to be used by the Department of Ophthalmology for unspecified research projects. |
| Jean Huston Springer | Green Corner Rd, Hartford, Cocke County, TN | $67,500 | University of Tennessee Institute of Agriculture<br>Maxwell E. & Jean Springer Endowment Fund |
| John B. and Miriam E. Downey | 1706 & 1708 4th Avenue North, Nashville, TN | $221,000 | University of Tennessee Chattanooga |
| Vannah Carr Greever | Hwy 25E - Claiborne County, TN | $17,000 | University of Tennessee Institute of Agriculture -<br>* Vannah Greever Chair in Agricultural Business - 50%<br>* James Greever Agricultural Development & Enrichment Fund - 50% |
| | **TOTAL** | **$2,874,810** | |

THE UNIVERSITY OF TENNESSEE
BOARD OF TRUSTEES

ACTION ITEM

DATE: June 18, 2014

COMMITTEE: Finance and Administration

ITEM: **President Emeritus Agreement with Dr. Joseph E. Johnson**

RECOMMENDATION: Approval

PRESENTED BY: Joseph A. DiPietro, President

Public Chapter 840 of the Tennessee Public Acts of 2000 authorizes higher education institutions to enter into one-year agreements with former presidents for services. The agreement may be renewed from year to year if the governing board is satisfied with the performance of services.

A proposed agreement with Dr. Joseph E. Johnson for the coming year appears on the following pages. The salary rate for Dr. Johnson remains the same as the past fiscal year, but the operating budget is proposed to increase from $31,950 to $36,950. All other terms and conditions are unchanged. Following the proposed agreement is Dr. Johnson's report of services during the past fiscal year.

**MOTION:**

**That the President Emeritus Agreement with Dr. Joseph E. Johnson for FY 2015 be approved.**

# AGREEMENT FOR PRESIDENT EMERITUS SERVICES

THIS AGREEMENT, entered into this 19th day of June 2014, by and between THE UNIVERSITY OF TENNESSEE, a public educational corporation of the State of Tennessee (University), by and through its Board of Trustees (Board) and DR. JOSEPH E. JOHNSON (Dr. Johnson).

**WITNESSETH:**

In consideration of the covenants and agreements herein contained, the University and Dr. Johnson agree as follows:

A. Dr. Johnson will serve as President Emeritus of The University of Tennessee with the following duties as specifically assigned from time to time by the President or with his approval:

1. Serving as the President's designee on various committees;

2. Representing the University at presidential inaugurations for other universities and similar academic ceremonies;

3. Assisting the Office of Development and Alumni Affairs in various fund-raising and alumni activities, including attendance at meetings of the Development Council and the National Alumni Association;

4. Representing the University on various boards and commissions promoting community and state development.

5. Teaching courses in leadership, public administration, or higher education.

6. Serving as the President's representative at any official function or meeting, at the discretion of the President.

Dr. Johnson will be responsible to the President for all services performed under this Agreement.

B. For the performance of his duties as President Emeritus, Dr. Johnson will receive the following compensation:

1. Annual salary of $65,790.00, payable in twelve equal monthly installments;

2. A non-accountable expense allowance of $6,000.00; and

3. Eight season tickets for football, 4 for women's basketball, and 4 for men's basketball (at Knoxville).

C. The University will reimburse Dr. Johnson for travel and entertainment expenses incurred in performing his duties as President Emeritus, in accordance with University regulations. Under University travel regulations, Dr. Johnson may retain an honorarium only if the University does not pay related travel expenses. If the University pays related travel expenses, Dr. Johnson must remit the honorarium in full to the University.

D. The University will provide Dr. Johnson with an office, a secretary, and an operating budget of $36,950.00.

E. Dr. Johnson's service as President Emeritus is a part-time appointment for 120 days (or 960 hours) during the term of this Agreement. In accordance with applicable provisions of the state retirement code, Dr. Johnson's service as President Emeritus shall not exceed 120 days (or 960 hours) during the term of the Agreement, and he shall not accrue any additional retirement credit as a result of his service as President Emeritus.

F. This Agreement shall be effective as of July 1, 2014, and shall continue at the will and pleasure of the Board for a maximum term of one year (through June 30, 2015). In

its discretion, the Board may enter into subsequent agreements for Dr. Johnson's service as President Emeritus, provided that the term of each subsequent agreement shall not exceed one year.

G. The following general terms and conditions shall apply to this Agreement:

1. This Agreement contains the complete agreement between the parties concerning Dr. Johnson's appointment as President Emeritus. Neither party has made any representation with respect to the subject matter of this Agreement not specifically included in this Agreement, nor has either party relied on any such representation in entering into this Agreement.

2. This Agreement may only be modified by a writing signed by both parties.

3. The invalidity of any portion of this Agreement shall not and shall not be deemed to affect the validity of any other provision. In the event any provision of this Agreement is held to be invalid, the parties agree that the remaining provisions shall be deemed to be in full force and effect as if they had been executed by both parties subsequent to the expungement of the invalid provision.

4. This Agreement shall be interpreted in accordance with Tennessee law.

5. The failure of either party to this Agreement to insist upon the performance of any of the terms and conditions of this Agreement, or the waiver of any breach of any of the terms and conditions of this Agreement, shall not be construed as subsequently waiving any such terms and conditions, but the same shall continue and remain in full force and effect as if no forbearance or waiver had occurred.

[Signatures Follow]

IN WITNESS WHEREOF, the parties hereto have executed this Agreement by affixing their individual signature or the signature of an authorized official.

| **THE UNIVERSITY OF TENNESSEE** | **JOSEPH E. JOHNSON** |
| --- | --- |
| _____ | _____ |
| Vice Chair of the Board of Trustees | Joseph E. Johnson |

In accord with the formal agreement between the University of Tennessee and me, I spent time during 2013 – 2014 on the following activities related to the University of Tennessee:

1. I am a member of the Board of Directors of the University of Tennessee Medical Center (University Health System) as a representative of the University of Tennessee. I also chair the Board of Visitors for the Knoxville-based UT Graduate School of Medicine.

2. I am active with the alumni boards of the College of Pharmacy, College of Dentistry, and College of Medicine and with the Golden Grad events for these colleges. Such involvement allows me to assist with fundraising, alumni relations, and donor and donor prospect interactions.

3. I respond regularly to requests for information and advice from UT alumni friends and donors relating to a variety of topics and refer these folks to proper UT officials and offices or secure advice to pass along to people seeking such advice.

4. I participate in meetings of the UT Development Council and UT Alumni Board of Governors and its Executive Committee and its annual Leadership Conference. I also take part in the Alumni Association's Summer College and the Knoxville campus Golden Grad weekend.

5. I am a member of the volunteer advisory boards of the UT College of Architecture and Design, the College of Business Administration, and the College of Arts and Sciences. I assist these colleges in private fundraising calls and interact with volunteer leaders and donors. I serve on the Educators Hall of Honor Committee for the UT College of Education, Health, and Human Sciences, the Lady Vol Hall of Fame Selection Committee, and the Baker Center Board of Directors.

6. During the UT Knoxville football season, Pat and I host UT volunteer leaders, donors, and prospective donors in the sky box assigned to us on the east side of Neyland Stadium. I also interact with other UT donors and friends in the other 71 east side sky boxes.

7. I assist UT professors of higher ed leadership in some of the graduate courses they teach. During 2013 – 2014, I joined Dean Bob Rider and Dr. Frank Cuevas in teaching master's and doctoral courses in higher ed leadership and higher ed funding. I am on the doctoral committee for Doug Hawks.

8. Each year I go to UT Martin to participate in the meetings of the UT Martin Development Committee and of the UT Martin Alumni Council. Pat and I also attend the UT Martin homecoming weekend. I assist UT Martin

development staff members with some gift calls on selected individuals. And, I spoke to the McWherter Academy Innovator students this spring.

9. I attend the 4-H Congress in Nashville and participate in activities of the UT Ag Institute Development Committee. I made a visit with Buddy Mitchell to present a major gift request to a Loudon County prospect.

10. When requested, I provide information on a variety of questions, topics, concerns, and opportunities involving the University of Tennessee. I am regularly asked questions about issues affecting UT about which I have historical knowledge. At their request, I meet on occasion with UT officials.

11. I serve on the UT Alumni Association's Legislative Advocacy Council.

12. When requested, I make or assist with fundraising calls for the University of Tennessee. I maintain contacts with current and future UT donors including Gail Latimer, Charles Wharton, Kelly and Beverly Milam, Jerry Kennedy, Mr. Neal Allen, Dr. and Mrs. Bob Higgs, Dr. Bill Powell, Dr. David Harris, Mr. David Bailey, Guilford Glazer, Dr. Phil Wenk, Dr. Lew Dougherty, Fay Bailey, Waymon Hickman, Doug McCarty, Home Federal Bank leaders, and Delta Dental Tennessee leaders among others.

13. I regularly take UT students, children of UT donors, friends, and volunteers to lunch or dinner. And, Pat and I host alumni leaders and donors when they are in Knoxville for UT events and activities.

14. As President Emeritus, I am asked to speak to a variety of groups on occasion.

15. I serve on the boards of directors for the Great Smoky Mountain Council of the Boy Scouts of America, the Knox County Imagination Library, the Helen Ross McNabb Center Foundation, the East Tennessee Community Design Center, the Hearing and Speech Foundation, and the Pat Summitt Foundation Advisory Board. I am a long term member of the Knoxville Chamber of Commerce Finance Committee.

16. I teach three days a year at the University of Kentucky College Business Management Institute that offers education programs for college and business management leaders from the eastern United States. I teach courses in public relations and development.

17. I serve on occasion as a member of a Southern Association of Colleges and Schools accreditation teams.

18. I am involved with private fundraising for the UT Graduate School of Medicine in Knoxville and the UT Medical Center.

19. I serve as Chairman of the Tennessee Renewable Energy and Economic Development Council (TREEDC) that works with Tennessee cities on projects related to alternative fuels, energy conservation, green programs, and economic development. TREEDC is related to the UT Institute for Public Service.

20. I work hard to stay out of the hair of University of Tennessee officials but am available to assist them if and when they request assistance.

Joseph E. Johnson
President Emeritus

JEJ/bkw

THE UNIVERSITY OF TENNESSEE
BOARD OF TRUSTEES

ACTION ITEM

| | |
|---|---|
| DATE: | June 19, 2014 |
| COMMITTEE: | Academic Affairs and Student Success |
| CAMPUS/UNIT: | All |
| ITEM: | **University of Tennessee Diversity Statement** |
| RECOMMENDATION: | Approval |
| PRESENTED BY: | President Joseph A. DiPietro |

The Diversity Advisory Council (DAC) has developed a University of Tennessee Diversity Statement affirming the educational value of a diverse and fully inclusive campus community. The DAC has recommended the statement to President DiPietro. The statement, which appears on the following page, has the support of the Chancellors, and President DiPietro recommends it to the Board of Trustees for approval.

**MOTION:**

**That the University of Tennessee Diversity Statement be approved.**

# The University of Tennessee
# Diversity Statement

**One of the principal missions of The University of Tennessee is to provide quality educational opportunities for the people of this state. One measure of the quality of an educational experience is the extent to which it enables the recipient to compete and be productive in society and contribute to the quality of life. The Board of Trustees recognizes that diversity in the educational environment, including an outstanding and diverse student body, faculty, and staff, and an environment conducive to learning, adds value to the educational experience and the degree earned. Interacting with people from diverse backgrounds and perspectives augments the curricular experience and affords every student the opportunity to gain the knowledge and skills necessary to be a productive and contributing citizen of this state and nation, capable of competing in a global society. Thus, diversity is fundamental to a sound twenty-first century education.**

**The Board affirms the educational value of a diverse and fully inclusive campus community, one that is enriched by persons of different backgrounds, points of view, cultures, socioeconomic status, and other diverse characteristics. The Board expects the University to engage in a variety of initiatives to advance diversity in all aspects of University life.**

THE UNIVERSITY OF TENNESSEE
BOARD OF TRUSTEES

ACTION ITEM

| | |
|---|---|
| DATE: | June 19, 2014 |
| COMMITTEE: | Academic Affairs and Student Success |
| CAMPUS/UNIT: | UT Knoxville |
| ITEM: | **UT Knoxville Faculty Handbook Revisions** |
| RECOMMENDATION: | Approval |
| PRESENTED BY: | India Lane, Assistant Vice President for Academic Affairs and Student Success |

The UT Knoxville Faculty Handbook (applicable also to the faculty of UTIA and UTSI) includes the framework for shared governance of the University, a collaborative mission of the Board of Trustees, faculty, administrators and other stakeholders.

Faculty engage in many departmental, campus and university level activities that contribute to productive shared governance. The proposed revisions to the UT Knoxville Faculty Handbook further endorse the spirit of shared governance by supporting open and honest dialogue among all parties during these types of activities. As stated in the revised text, faculty members can expect to raise and address relevant issues without fear of institutional retribution, provided the discourse falls within the context and norms of shared governance. The proposed revisions concerning shared governance also align UT Knoxville with their peers at Top 25 universities, where Faculty Handbooks have been modified similarly in order to help recruit and retain top faculty. Finally, the proposed revisions make minor clarifying changes to existing language concerning a faculty member's speech as a citizen on matters of public concern.

The proposed revisions presented on the following pages have been approved by the Faculty Senate and Chancellors Arrington and Cheek. The proposed revisions have been further reviewed and are recommended for approval by the General Counsel and Secretary, the Vice President for Academic Affairs and Student Success, and the President.

**MOTION:**

**That the UT Knoxville Faculty Handbook revisions regarding shared governance be approved.**

**UTK Faculty Handbook Revision**[1]

**New language = underlined**
**Deleted language = ~~strikethrough~~**

## Chapter One. Governance and Organization

### 1.5 Shared Governance

The responsibilities of the faculty in the governance of the university are important and varied. They are discharged in two basic ways: (1) through the work of the Faculty Senate (regarding the general policies of the campus as a whole), and (2) through the work of faculty and faculty committees within departments, colleges, and the university as a whole. Faculty members should be active participants in deliberations and decisions on all policy and procedure committees.

Faculty members have the right to contribute to campus and university discourse that is at the heart of the shared governance of the campus and the university. When contributing to campus and university discourse, at any level within the university or the community at large, faculty members have the freedom to raise and to address, without fear of institutional discipline or restraint or other adverse employment action, any issue related to professional duties; the functioning of academic units, the campus, or the university; and department, college, campus, or university actions, positions, or policies.

~~At the same time,~~ ~~t~~The perspectives of administrators, students, and professional and support staff are also essential to shared governance. It is the responsibility of the faculty to work collaboratively with these and other university constituencies.

The university practices shared governance. It acts on principles derived from in-depth conversation among faculty representatives and academic administrators that are in accordance with the following principles:

1. communication—regular and timely sharing of information among faculty, staff, students, administration, and trustees
2. faculty responsibility—primary role in determining curriculum, educational policy, standards for evaluating teaching and scholarship, selection of new faculty, and promotion and tenure
3. faculty representation in university decision-making that directly or indirectly affects faculty ability to function effectively
4. timely consultation between faculty and administrators on academic matters
5. peer nomination of faculty to serve on university committees

The process of shared governance depends upon

1. transparency—of information and responses of others, so that constituents are able to fully understand policy and related issues

[1] The UTK Faculty Handbook applies to UTK, UTIA, UTSI faculty. Revisions were proposed by the Faculty Affairs Committee of the Faculty Senate in coordination with campus administration; adopted by the Faculty Senate on March 4, 2013 and amended by the Faculty Senate on May 6, 2013.

2. accessibility—to information and the responses of others, so that constituents are able to consider various perspectives
3. adequate time—to reflect on information and the responses of others as well as share one's own response, so that constituents can fully participate
4. opportunity—to communicate collaboratively, so that constituents can reach decisions that serve the common good
5. consistency—in the process of shared governance, so that an atmosphere of openness and trust prevails

Dissemination of information is only one part of the process. Responses from constituents need to be shared as appropriate, where a record of these responses is available to everyone who chooses to review this information. The open sharing of constituent responses requires that gathered information be put in a useful form accessible to the community. In many cases, face-to-face dialogue provides the best opportunity to communicate collaboratively. While the senate and other university committees provide a major source of faculty representation in shared governance, faculty should have the opportunity to share their input prior to the establishment of policy related to academic matters and the welfare of the university community. All faculty members are expected to accept the responsibility of shared governance and act as good university citizens through service on committees, task forces, and the senate.

## Chapter Two. Faculty Rights and Responsibilities

### 2.13 Freedom as a Citizen

When faculty members communicate as citizens on matters of public concern, they operate independently of the university. In this situation, faculty members have rights common to all citizens, including the rights to organize associations, join associations, participate in public meetings, run for and serve in government offices subject to applicable state and federal laws and university personnel policies, demonstrate, picket, and voice their opinions. ~~To exercise~~ When exercising their rights as citizens, faculty members must also respect the university by not claiming ~~institutional support or involvement~~ to represent the positions or views of the university and by not using institutional resources.

THE UNIVERSITY OF TENNESSEE
BOARD OF TRUSTEES

ACTION ITEM

| | |
|---|---|
| DATE: | June 19, 2014 |
| COMMITTEE: | Academic Affairs and Student Success |
| CAMPUS/UNIT: | All |
| ITEM: | **Revision of Academic Affairs and Student Success Committee Charter** |
| RECOMMENDATION: | Approval |
| PRESENTED BY: | Katherine N. High, Vice President for Academic Affairs and Student Success |

A revision of the Charter for the Academic Affairs and Student Success Committee is proposed to address an issue raised by the Southern Association of Colleges and Schools (SACS) during an accreditation review. The review team questioned the following language in the charter:

> Student groups meet with the committee on a regular basis to discuss issues related to academic policies and student life.

Vice President Katherine N. High responded with a proposal to revise this provision to clarify its intent and conform to actual practice. The proposed revision reads as follows:

> Presidents of the undergraduate and graduate student government associations at UT Chattanooga, UT Health Science Center, UT Knoxville, and UT Martin serve as non-voting members of the committee and participate in committee meetings to provide a student perspective on matters related to academic policies and student life.

This proposal was approved by the Trusteeship Committee on May 13, 2014, subject to subsequent approval by this Committee.

**MOTION:**

**That the proposed revision of the charter for the Academic Affairs and Student Success Committee be approved.**

**THE UNIVERSITY OF TENNESSEE**
**BOARD OF TRUSTEES**

# ACADEMIC AFFAIRS AND STUDENT SUCCESS COMMITTEE CHARTER

## PURPOSE

The Academic Affairs and Student Success Committee oversees a broad range of matters related to the university's educational mission of teaching, research, and service. The committee's oversight includes consideration of the needs of the faculty and administration in creating and sustaining the university's academic environment and consideration of the interest of students in the central curricular and co-curricular life of the university. The committee attends to faculty members' concerns about matters such as faculty evaluation and compensation, library and other learning resources, and currency of academic structures. The committee attends to students' concerns about matters such as tuition and fees; admissions, retention, and graduation requirements; campus facilities; faculty teaching and advisement; student life; student conduct and housing rules; and staff support and services.

## POWERS AND RESPONSIBILITIES

The committee's general responsibility shall be to recommend to the Board needed action or policies relating to the university's educational mission of teaching, research, and service, including matters such as (1) what and how students learn; (2) how students are admitted; (3) how faculty are selected, developed, and assessed; (4) how the academic structure is organized; and (5) what student services are needed to support each campus as a learning community. The Vice President for Academic Affairs and Student Success shall regularly solicit information on these matters from administrators, faculty members, students, and external higher education policy resources and work with the committee chair to bring system-wide issues and concerns to the attention of the committee.

Specifically, the committee shall approve and recommend to the Board:

1. Mission statements for the University of Tennessee System and for each campus and institute;

2. Strategic and long-range academic plans;

3. Proposals concerning the development of new academic programs and the significant revision of existing programs relating to instruction, research, and service;

4. Establishment of new academic organizations, such as major campuses, institutes, colleges or schools, and academic departments;

5. Evaluation of existing academic programs and their administrative structures;

6. Termination of programs and structures that no longer are needed;

7. Admission, progression, retention, and graduation standards;

8. The university's policy on *Academic Freedom, Responsibility, and Tenure*, campus implementing procedures, and any other faculty personnel policy requiring Board approval;

9. Proposals and any necessary policies concerning information technology, including its effects on the intellectual property rights/responsibilities of employees and students;

10. Proposals and any necessary policies concerning system-wide use of academic services including libraries and computer labs;

11. University rules concerning student conduct, rights, and responsibilities required to be promulgated under the Tennessee Uniform Administrative Procedures Act;

12. Proposals and any necessary policies related to the non-academic aspects of student life, including student services and student conduct; and

13. Proposals and any necessary policies related to campus enrollment and facilities capacity.

The committee composition (described below) serves as a communication link among student groups, the administration on all UT campuses, and committee members. ~~Student groups meet with the committee on a regular basis to discuss issues related to academic policies and student life.~~Presidents of the undergraduate and graduate student government associations at UT Chattanooga, UT Health Science Center, UT Knoxville, and UT Martin serve as non-voting members of the committee and participate in committee meetings to provide a student perspective on matters related to academic policies and student life.

The committee is apprised of and discusses issues related to student success at the University, including campus-based financial aid; statewide Hope scholarships and Tennessee Student Assistance Corporation programs; system-wide application processes; academic advising; diversity; and programs to increase retention, progression, and graduation.

## COMPOSITION OF THE COMMITTEE

The voting membership of the committee shall be no less than three members of the Board of Trustees appointed by the Board upon the recommendation of the Vice Chair of the Board, with the advice and consent of the ~~Governance~~Trusteeship Committee. The Vice Chair of the Board, Voting Student Trustee, Voting Faculty Trustee, Commissioner of Agriculture, and Commissioner of Education shall be *ex officio*, voting members of the committee. The President of the university, Non-voting Student Trustee, Non-Voting Faculty Trustee, Executive Director of the Tennessee Higher Education Commission, Faculty Senate Presidents, and Student Government Presidents (including Graduate Student Government Presidents) shall be *ex officio*, non-voting members of the committee. Committee appointments shall be made at the annual meeting for a two-year term, but *ex officio* appointments shall not exceed the term of office.

The chair of the committee shall be designated by the Board for a two-year term, upon the recommendation of the Vice Chair, with the advice and consent of the ~~Governance~~Trusteeship Committee. No Trustee may serve more than two consecutive two-year terms as chair of the committee.

The President shall designate one or more members of his or her senior administrative staff to provide staff support to the committee.

## MEETINGS

### Required Number and Call

The committee shall meet at least three times annually, in conjunction with regular meetings of the Board of Trustees or at any other time upon the call of the committee chair. A meeting of the committee may also be called at any time by the Chair or Vice Chair of the Board, by the President of the university, or by the Secretary upon the written request of two members of the committee.

### Notice

Notice of committee meetings shall be given to all committee members. Notice may be given by regular mail, electronic mail, or facsimile transmission. At least five (5) days' notice shall be given when feasible, but less notice may be given when there is a need for urgent action by the committee. If written notice is not feasible, by reason of urgency or other exigent circumstance, notice may be given by telephone. All meetings of the committee shall be open to the public unless otherwise provided by the Tennessee Open Meetings Act or a judicially-recognized exception to the Act.

### Agenda

An agenda shall accompany the notice of every meeting of the committee when feasible, but when not feasible, the notice shall state the purpose or purposes for which the meeting is called.

Development of the committee agenda shall be the responsibility of the chair, in consultation with the President and committee staff. The agenda shall list in outline form each matter to be considered at the meeting. The committee may use a consent agenda in the manner provided by the Bylaws.

Matters not set forth on the agenda or in the notice may be considered only upon an affirmative vote of a majority of the entire committee.

**Quorum**

A quorum shall be a majority (more than one-half) of the voting members of the committee. The Vice Chair shall be counted for quorum purposes, but the President and other *ex officio* non-voting members of the committee shall not be counted for quorum purposes. In the absence of a quorum, those attending may adjourn the meeting until a quorum is present.

**Minutes**

Committee staff shall prepare minutes of all committee meetings, review the minutes with the committee chair, and provide the minutes to all committee members before the next committee meeting.

THE UNIVERSITY OF TENNESSEE
BOARD OF TRUSTEES

ACTION ITEM

DATE: June 19, 2014

COMMITTEE: Academic Affairs and Student Success

CAMPUS/UNIT: All

ITEM: **Tenure Recommendations**

RECOMMENDATION: Approval

PRESENTED BY: Joseph A. DiPietro, President

Board policy defines tenure as a principle that entitles a faculty member to continuation of his or her annual appointment until relinquishment or forfeiture of tenure, or until termination of tenure for adequate cause. The policy holds that a healthy tradition of academic freedom and tenure is essential to the proper functioning of a University. Faculty members eligible for tenure must serve a probationary period and must demonstrate continuing value to the institution.

Tenure is only granted by positive action by the Board of Trustees and is granted in a particular unit, department, school, or college of a campus. The following flowchart demonstrates the careful process that leads to the request for Board action to grant tenure. Following the flowchart is the list of faculty members recommended for tenure.

**MOTION:**

**That the Board of Trustees grant tenure to the faculty members recommended by the President.**

## *THE UNIVERSITY OF TENNESSEE SYSTEM*
## TENURE PROCESS

### DEPARTMENT

- Tenured faculty in Department review each candidate's credentials (teaching, research, service) and make recommendation to Department Head; may solicit opinions of out-of-state faculty peers.
- Head evaluates potential candidates for tenure in light of above, personal knowledge of individuals, and the Department's needs.
- Transmits his/her (positive and negative) recommendations to Dean.

### DEAN

- Evaluates Department Head's recommendations in light of personal knowledge of individuals and needs of the College or School, considers departmental faculty opinion, may use college-wide faculty advisory committee, may solicit opinions of out-of-state faculty peers.
- Approves, disapproves, or asks for departmental reconsideration.
- Transmits his/her (positive and negative) recommendations to Chief Academic Officer.

### CHIEF ACADEMIC OFFICER

- Evaluates college/school recommendations in light of general knowledge of individuals and needs of the campus.
- Investigates any controversial recommendations in-depth.
- Discusses all recommendations with Chancellor, who is responsible for final campus recommendations.
- Approves, disapproves, or asks for Dean's reconsideration.
- Transmits his/her (positive and negative) recommendations to Chancellor/President.

### CHANCELLOR

- Evaluates Chief Academic Officer's recommendations and discusses them with Chief Academic Officer.
- Approves, disapproves, or asks for Chief Academic Officer's reconsideration.
- Transmits his/her positive recommendations to Vice President for Academic Affairs.

### VICE PRESIDENT FOR ACADEMIC AFFAIRS

- Evaluates campus recommendations to ensure that University policies regarding qualifications, evaluations, and review have been followed.
- Confers with Chief Academic Officers and/or Chancellors to resolve questions and to ensure that Chancellors fully support all recommendations for tenure.
- Discusses all recommendations for transmittal to the Board of Trustees.

### PRESIDENT

- Discusses recommendations with Vice President for Academic Affairs, with special reference to any that merit special consideration.
- Authorizes Vice President for Academic Affairs to transmit President's recommendations to the Board of Trustees.
- Discusses the set of recommendations and its policy implications with the Board of Trustees.

### BOARD OF TRUSTEES

- Has final authority to grant tenure to faculty members recommended by the President.

**THE UNIVERSITY OF TENNESSEE**
**RECOMMENDATIONS FOR TENURE**
**JUNE 19, 2014**

**THE UNIVERSITY OF TENNESSEE AT CHATTANOOGA**

| | |
|---|---|
| Associate Professor | |
| Bonnal, Michael | Economics |
| | |
| Assistant Professor | |
| Barioli, Francesco | Mathematics |
| Boyd, Jennifer | Biological & Environmental Sciences |
| Brock-Hon, Amy | Physics, Geology, & Astronomy |
| Khmelko, Irina | Political Science, Public Administration & Non-Profit Management |
| Mauldin, Marcus | Political Science, Public Administration & Non-Profit Management |
| Hayes, Loren | Biological & Environmental Sciences |

**THE UNIVERSITY OF TENNESSEE INSTITUTE OF AGRICULTURE**

| Professor | Department/School/College/Unit |
|---|---|
| Anderson, David | Large Animal Clinical Sciences |
| | |
| Assistant Professor | |
| Flatland, Bente | Biomedical & Diagnostic Sciences |
| Horvath, Brandon | Plant Sciences |
| McIntosh, Bridgett | Animal Science |
| Souza, Marcy | Biomedical & Diagnostic Sciences |
| Whitlock, Brian | Large Animal Clinical Sciences |
| Yin, Xinhua (Frank) | Plant Sciences |

**THE UNIVERSITY OF TENNESSEE, KNOXVILLE**

| Professor | Department/School/College/Unit |
|---|---|
| Baghdoyan, Helen | Psychology |
| Lydic, Ralph | Psychology |
| Ragauskas, Arthur | Chemical & Biomedical Engineering |
| Rao, Uma | Social Work |
| | |
| Associate Professor | |
| Bach, Wendy | Law |
| Block, Kristen | History |
| Fu, Joshua S. | Civil & Environmental Engineering |
| Kelley, Eric | Finance |
| McKanders, Karla | Law |
| | |
| Assistant Professor | |

| | |
|---|---|
| Ambroziak, Katherine | Architecture |
| Auerbach, Benjamin Miller | Anthropology |
| Bailey, Joseph | Ecology & Evolutionary Biology |
| Baudry, Jerome | Biochemical, Cellular & Molecular Biology |
| Binder, Brad | Biochemical, Cellular & Molecular Biology |
| Camden, Jon | Chemistry |
| Chiles, Katy | English |
| Dean, Margaret Lazarus | English |
| Ekici, Kivanc | Mechanical, Aerospace, & Biomedical Engineering |
| Fernandez, Peter | Libraries |
| Hayward, Jason | Nuclear Engineering |
| Heilbronn, Lawrence | Nuclear Engineering |
| Hristov, Miroslav | Music |
| Inwood, Joshua Frederick | Geography |
| Jenkins, David | Chemistry |
| Matheny, Patrick | Ecology & Evolutionary Biology |
| McConville, Brendan | Music |
| Murphy-Price, Althea | Art |
| Schussler, Elisabeth E. | Ecology & Evolutionary Biology |
| Sharp, Allison | Libraries |
| Singh, Vandana | Information Sciences |
| Stehle, Maria | Modern Foreign Languages & Literature |
| Van Riemsdijk, Francoise Micheline | Geography |
| Wright, Courtney | Communication Studies |
| Zhang, Zhili | Mechanical, Aerospace, & Biomedical Engineering |

**THE UNIVERSITY OF TENNESSEE HEALTH SCIENCE CENTER**

| Professor | Department/School/College/Unit |
|---|---|
| Huang, George | Bioscience Research |
| **Associate Professor** | |
| Cormier, Stephania | Pediatrics |
| Pattanaik, Debendra | Internal Medicine |
| Wahba, Mervat | Neurology |
| Weinberg, Jordan | Surgery |
| **Assistant Professor** | |
| Sun, WenLin | Pharmacology |
| Vanatta, Jason | Surgery |
| Wu, Zhaohui | Pathology |

**THE UNIVERSITY OF TENNESSEE AT MARTIN**

| Professor | Department/School/College/Unit |
|---|---|
| Dickens, Ross N. | Accounting, Finance, Economics, & Political Science |
| Winters, Todd A. | Agriculture, Geosciences, & Natural Resources |

| Associate Professor | Department/School/College/Unit |
|---|---|
| Montgomery, Robbie L. | Chemistry & Physics |
| Parrott, Scott D. | Agriculture, Geosciences, & Natural Resources |
| Pitz, Kevin M. | Biological Sciences |
| Pritchett, Matthew A. | Biological Sciences |
| Sumner, Glenna L. | Accounting, Finance, Economics, & Political Science |
| **Assistant Professor** | |
| Garlitz, Richard P. | History & Philosophy |
| Henderson, Daphne M. | Behavioral Sciences |
| Maya Donaldson, Alicia E. | Behavioral Sciences |
| Parrish, Alissa R. | Nursing |
| Sherman, Todd E. | Health & Human Performance |
| Swan, Joyce H. | Educational Studies |

## UTC Comprehensive List of Academic Programs
## June 2014

### College of Arts & Sciences

| Department | Major | Submajor | Degree |
|---|---|---|---|
| Art | Art | | BA |
| Art | Art | Graphic Design | BFA |
| Art | Art | Painting & Drawing | BFA |
| Art | Art | Photography and Media Art | BFA |
| Art | Art | 3-D | BFA |
| Art | Art Education | | BS |
| Biological & Environmental Science | Biology | General Biology | BS |
| Biological & Environmental Science | Biology | Preprofessional | BS |
| Biological & Environmental Science | Biology | STEM | BS |
| Biological & Environmental Science | UTeach Biology Certifcate | | Gr Cert |
| Biological & Environmental Science | Environmental Science | | MS |
| Biological & Environmental Science | Environmental Science | Biology | BS |
| Biological & Environmental Science | Environmental Science | Chemistry | BS |
| Biological & Environmental Science | Environmental Science | Engineering Science | BS |
| Biological & Environmental Science | Environmental Science | Geographic and Cartographic Sciences | BS |
| Biological & Environmental Science | Environmental Science | Geology | BS |
| Biological & Environmental Science | Environmental Science | Mathematics | BS |
| Biological & Environmental Science | Environmental Science | Envrionmental Policy and Planning | BS |
| Biological & Environmental Science | Environmental Science | Environmental Health | BS |
| Biological & Environmental Science | Environmental Science | Earth, Atmosphere, & Geological Resources | BS |
| Biological & Environmental Science | Environmental Science | Biodiversity, Conservation & Natural Resource | BS |
| Biological & Environmental Science | Environmental Science | Sociology & Anthropology | BS |
| Chemistry | Chemistry | Chemistry | BS |
| Chemistry | Chemistry | Biochemistry | BS |
| Chemistry | Chemistry | STEM | BS |
| Chemistry | UTeach Chemistry Certificate | | Gr Cert |
| Communication | Communication | | BA |
| Criminal Justice | Criminal Justice | | BS |
| Criminal Justice | Criminal Justice | | MSCJ |
| Criminal Justice | Legal Assistant Studies | Legal Assistant Studies | BS |
| Criminal Justice | Legal Assistant Studies | Social Sciences | BS |
| Economics | Economics | | BA |
| Economics | Economics | | BS |
| English | English | Creative Writing | MA |
| English | English | Literary Study | MA |
| English | English | Rhetoric and Writing | MA |
| English | Writing and Rhetoric | | Gr Cert |
| English | English & American Language & Literature | English & American Language & Literature | BA |
| English | English & American Language & Literature | Rhetoric and Professional Writing | BA |
| English | English & American Language & Literature | Creative Writing | BA |
| Modern & Classical Languages & Literature | Modern & Classical Languages & Literature | French | BA |
| Modern & Classical Languages & Literature | Modern & Classical Languages & Literature | Greek & Latin | BA |
| Modern & Classical Languages & Literature | Modern & Classical Languages & Literature | Latin | BA |
| Modern & Classical Languages & Literature | Modern & Classical Languages & Literature | Spanish | BA |
| History | History | | BA |
| Integrated Studies | Integrated Studies | Integrated Studies | BIS |
| Integrated Studies | Integrated Studies | Professional Studies | BIS |

## UTC Comprehensive List of Academic Programs
## June 2014

### College of Arts & Sciences

| Department | Major | Submajor | Degree |
|---|---|---|---|
| Interdisciplinary Studies | Humanities | International Studies | BA |
| Interdisciplinary Studies | Humanities | Women's Studies | BA |
| Interdisciplinary Studies | Humanities | Liberal Arts | BA |
| Mathematics | Applied Mathematics | Actuarial Science | BS |
| Mathematics | Applied Mathematics | General Mathematics | BS |
| Mathematics | Applied Mathematics | STEM | BS |
| Mathematics | Mathematics | | BA |
| Mathematics | UTeach Mathematics Certificate | | Gr Cert |
| Mathematics | Mathematics | Applied Mathematics | MS |
| Mathematics | Mathematics | Applied Statistics | MS |
| Mathematics | Mathematics | Preprofessional Mathematics | MS |
| Mathematics | Mathematics | Education | MS |
| Music | Music | | BA |
| Music | Music | Instrumental Performance | BM |
| Music | Music | Instrumental Music Education | BM |
| Music | Music | Music Education | MM |
| Music | Music | Performance | MM |
| Music | Music | Theory & Composition | BM |
| Music | Music | Vocal Performance | BM |
| Music | Music Education | Vocal Music Education | BM |
| Philosophy & Religion | Philosophy & Religion | Combined Concentration | BA |
| Philosophy & Religion | Philosophy & Religion | Philosophy | BA |
| Philosophy & Religion | Philosophy & Religion | Religious Studies | BA |
| Physics, Geology & Astronomy | Geology | Geology | BS |
| Physics, Geology & Astronomy | Geology | Environmental Geology | BS |
| Physics, Geology & Astronomy | Geology | STEM | BS |
| Physics, Geology & Astronomy | UTeach Geology Certificate | | Gr Cert |
| Physics, Geology & Astronomy | Physics | Physics | BS |
| Physics, Geology & Astronomy | Physics | Biophysics | BS |
| Physics, Geology & Astronomy | Physics | STEM | BS |
| Physics, Geology & Astronomy | UTeach Physics Certificate | | Gr Cert |
| Political Sci, Public Admin & Nonprofit Mgmt | Political Science | American Studies | BS |
| Political Sci, Public Admin & Nonprofit Mgmt | Political Science | International & Comparative Studies | BS |
| Political Sci, Public Admin & Nonprofit Mgmt | Political Science | Legal Studies | BS |
| Political Sci, Public Admin & Nonprofit Mgmt | Political Science | Public Admin & Non-Profit Management | BS |
| Political Sci, Public Admin & Nonprofit Mgmt | Political Science | Public Policy | BS |
| Political Sci, Public Admin & Nonprofit Mgmt | Public Administration | Public Administration | MPA |
| Political Sci, Public Admin & Nonprofit Mgmt | Public Administration | Local Government Management | MPA |
| Political Sci, Public Admin & Nonprofit Mgmt | Public Administration | Non-Profit Management | MPA |
| Political Sci, Public Admin & Nonprofit Mgmt | Public Admin & Non-Profit Management | | Gr Cert |
| Psychology | Psychology | | BA |
| Psychology | Psychology | | BS |
| Psychology | Psychology | Industrial/Organizational Psychology | MS |
| Psychology | Psychology | Research | MS |
| Sociology, Anthropology & Geography | Sociology & Anthropology | Anthropology | BA |
| Sociology, Anthropology & Geography | Sociology & Anthropology | Sociology | BA |
| Sociology, Anthropology & Geography | Sociology & Anthropology | Anthropology | BS |
| Sociology, Anthropology & Geography | Sociology & Anthropology | Sociology | BS |
| Theatre & Speech | Theatre | | BA |

## UTC Comprehensive List of Academic Programs
## June 2014

### College of Business

| Department | Major | Submajor | Degree |
|---|---|---|---|
| Accounting | Accountancy | | MACC |
| Accounting | Business Administration | Accounting | BS |
| Business Administration | Business Administration | Business Administration | MBA |
| Business Administration | Business Administration | Executive | MBA |
| Business Administration | Business Administration | Professional MBA | MBA |
| Business Administration | Business Administration | Professional Business Analytics | MBA |
| Business Administration | Business Analytics | | Gr Cert |
| Business Administration | Human Resource Leadership | | Gr Cert |
| Finance | Business Administration | Finance | BS |
| Management | Business Administration | General Management | BS |
| Management | Business Administration | Human Resource Management | BS |
| Management | Business Administration | Industrial Management | BS |
| Marketing & Entrepreneurship | Business Administration | Entrepreneurship | BS |
| Marketing & Entrepreneurship | Business Administration | Marketing | BS |

### College of Engineering & Computer Science

| Department | Major | Submajor | Degree |
|---|---|---|---|
| Computer Science & Engineering | Computer Science | Computer Science | MS |
| Computer Science & Engineering | BioMedical Informatics | | Gr Cert |
| Computer Science & Engineering | Computer Networking | | Gr Cert |
| Computer Science & Engineering | Advanced Information Systems Security | | UG Cert |
| Computer Science & Engineering | Information Systems Security | | UG Cert |
| Computer Science & Engineering | Computer Science | Information Security and Assurance | BS |
| Computer Science & Engineering | Computer Science | Information Security and Assurance | MS |
| Computer Science & Engineering | Internet Application Programming | | Gr Cert |
| Computer Science & Engineering | Computer Science | Scientific Applications | BS |
| Computer Science & Engineering | Computer Science | Software Systems | BS |
| Computer Science & Engineering | Computer Science | STEM | BS |
| Engineering | Computational Engineering | | PhD |
| Engineering | Chemical Engineering | | BSChE |
| Engineering | Civil Engineering | | BSCE |
| Engineering | Engineering | Computer Engineering | BSE |
| Engineering | Engineering | Chemical | MS |
| Engineering | Engineering | Civil | MS |
| Engineering | Engineering | Computational | MS |
| Engineering | Engineering | Electrical | BSEE |
| Engineering | Engineering | Electrical | MS |
| Engineering | Engineering | Environmental | BSE |
| Engineering | Engineering | Industrial | BSE |
| Engineering | Engineering | Interdisciplinary | BSE |
| Engineering | Engineering | Industrial | MS |
| Engineering | Engineering | Mechanical | BSME |
| Engineering | Engineering | Mechanical | MS |
| Engineering | Engineering | Nuclear | BSE |
| Engineering | Engineering | STEM | BSE |
| Engineering | Electrical Engineering Smart Grid Cert. | | Gr Cert |
| Engineering | Electrical Engineering Smart Power Distrib. | | Gr Cert |
| Engineering | Nuclear Engineering | | Gr Cert |
| Engineering | Power System Protection | | Gr Cert |
| Engineering | Sustainable Electrical Energy | | Gr Cert |

## UTC Comprehensive List of Academic Programs
## June 2014

### College of Engineering & Computer Science

| Department | Major | Submajor | Degree |
|---|---|---|---|
| Engineering | Engineering Management | Engineering Management | MS |
| Engineering | Engineering Management | Construction Management | MS |
| Engineering | Engineering Management | Power Systems Management | MS |
| Engineering | Engineering Management Construction Mgt. | | Gr Cert |
| Engineering | Fundamentals of Engineering Mngt | | Gr Cert |
| Engineering | Logistics & Supply Chain Management | | Gr Cert |
| Engineering | Engineering Mgt. Project & Technology Mgt | | Gr Cert |
| Engineering | Quality Management | | Gr Cert |
| Engineering | Engineering Mngt & Leadership Ethics | | Gr Cert |
| Engineering | Eng Mngt Power System Mngt | | Gr Cert |
| Engineering | Engineering Technology Management | Engineering Management | BS |
| Engineering | Engineering Technology Management | Construction Management | BS |

### College of Health, Education & Professional Studies

| Department | Major | Submajor | Degree |
|---|---|---|---|
| Health and Human Performance | Health & Human Performance | Health & Exercise Pedagogy K-12 | BS |
| Health and Human Performance | Health & Human Performance | Sport and Leisure Service Administration | BS |
| Health and Human Performance | Health & Human Performance | Exercise Science: Nutrition | BS |
| Health and Human Performance | Health & Human Performance | Dietetics | BS |
| Health and Human Performance | Health & Human Performance | Non-Licensure | |
| Health and Human Performance | Health & Human Performance | Clinical Exercise Physiology | MS |
| Health and Human Performance | Health & Human Performance | Physical Activity and Health | MS |
| Health and Human Performance | Athletic Training | | MS |
| Education, School of | Advanced Educational Practice | Educational Leadership | EdS |
| Education, School of | Advanced Educational Practice | Instructional Leadership | EdS |
| Education, School of | Advanced Educational Practice | Principal Licensure | EdS |
| Education, School of | Advanced Educational Practice | School Psychology | EdS |
| Education, School of | Counseling | Clinical Mental Health Counseling | MEd |
| Education, School of | Counseling | School Counseling | MEd |
| Education, School of | Clinical Mental Health Counseling | | Gr Cert |
| Education, School of | School Counseling | | Gr Cert |
| Education, School of | Urban Specialist | | Gr Cert |
| Education, School of | Elementary Education | Early Childhood Education | MEd |
| Education, School of | Elementary Education | Elementary Education | MEd |
| Education, School of | Elementary Education | Licensure | MEd |
| Education, School of | Learning and Leadership | | EdD |
| Education, School of | School Leadership | | Gr Cert |
| Education, School of | School Leadership | Principal/Supervisor Licensure | MEd |
| Education, School of | School Leadership | Reading Specialist | MEd |
| Education, School of | School Leadership | Teacher Leadership | MEd |

## UTC Comprehensive List of Academic Programs
## June 2014

### College of Health, Education & Professional Studies

| Department | Major | Submajor | Degree |
|---|---|---|---|
| Education, School of | Secondary Education | Licensure | MEd |
| Education, School of | Secondary Education | Non-Licensure | Med |
| Education, School of | Special Education | Early Childhood | MEd |
| Education, School of | Special Education | Mild Disabilities | MEd |
| Education, School of | English as a Second Language | | Gr Cert |
| Education, School of | Early Childhood | Child and Family Studies | BS |
| Education, School of | Early Childhood | Early Childhood Education | BS |
| Education, School of | Exceptional Learning: K-12 | | BS |
| Education, School of | Middle Grades Education | English | BS |
| Education, School of | Middle Grades Education | Mathematics | BS |
| Education, School of | Middle Grades Education | Natural Sciences | BS |
| Education, School of | Middle Grades Education | Social Sciences | BS |
| Education, School of | Secondary Education | English | BS |
| Education, School of | Secondary Education | Economics | BS |
| Education, School of | Secondary Education | Geography | BS |
| Education, School of | Secondary Education | History | BS |
| Education, School of | Secondary Education | Political Science | BS |
| Interior Design | Interior Design | | BS |
| Nursing, School of | Nursing | | BSN |
| Nursing, School of | Nursing | Administration | MSN |
| Nursing, School of | Nursing | Anesthesia | MSN |
| Nursing, School of | Nursing | Education | MSN |
| Nursing, School of | Nursing | Nursing Administration | MSN |
| Nursing, School of | Nursing | Family Nurse Practitioner | MSN |
| Nursing, School of | Nursing | Family Nurse Practitioner | DNP |
| Nursing, School of | Nursing | Nurse Anesthesia | DNP |
| Nursing, School of | Nursing | Nursing | DNP |
| Nursing, School of | Nursing | Nursing Administrative Systems | DNP |
| Nursing, School of | Family Nurse Practitioner | | Gr Cert |
| Nursing, School of | Health Care Informatics | | Gr Cert |
| Nursing, School of | Nursing Anesthesia | | Gr Cert |
| Nursing, School of | Nursing Education | | Gr Cert |
| Occupational Therapy | Occupational Therapy | | OTD |
| Physical Therapy | Physical Therapy | Physical Therapy | DPT |
| Physical Therapy | Physical Therapy | Post Professional | DPT |
| Physical Therapy | Rehabilitation Science | General | BS |
| Social Work | Social Work | | BSW |

# UTHSC Comprehensive List of Academic Programs
## June 2014

### College of Allied Health Sciences

| Department | Major | Submajor | Degree |
|---|---|---|---|
| Audiology & Speech Pathology | Audiology (Joint w/UTK) | | BSAP |
| Audiology & Speech Pathology | Audiology | 1) Traditional, 2) Post-Professional | AuD |
| Audiology & Speech Pathology | Audiology | | MS |
| Audiology & Speech Pathology | Speech-Language Pathology | Aural Re/habilitation | MSSLP |
| Clinical Lab Sciences | Clinical Laboratory Sciences | Advanced Practice | MSCLS |
| Clinical Lab Sciences | Cytopathology Practice | | MCP |
| Clinical Lab Sciences | Medical Laboratory Science | 1) Professional-entry, 2) MLT to MLS | BSMLS |
| Dental Hygiene | Dental Hygiene | | BSDH |
| Dental Hygiene | Dental Hygiene | | MDH |
| Health Informatics & Information Mgmt | Health Informatics & Information Mgmt | 1) Entry Level 2) Post-Graduate | MHIIM |
| Health Informatics & Information Mgmt | Health Informatics & Information Mgmt | | Gr Cert |
| Occupational Therapy | Occupational Therapy | | MOT |
| Physical Therapy | Physical Therapy | 1) Entry Level 2) Transitional | DPT |
| Physical Therapy | Physical Therapy | 1) Musculoskeletal or 2) Neurological | MSPT |
| Physical Therapy | Physical Therapy Science | | ScDPT |
| Phyician Assistant Studies | Medical Science - Physician Assistant | | MMS-PA |

### College of Dentisty

| Department | Major | Submajor | Degree |
|---|---|---|---|
| Dentisty | Dentistry | Interdisciplinary | DDS |

### College of Graduate Health Science

| Department | Major | Submajor | Degree |
|---|---|---|---|
| Speech & Hearing Science | Speech & Hearing Science | Audiology | PhD |
| Speech & Hearing Science | Speech & Hearing Science | Hearing Science | PhD |
| Speech & Hearing Science | Speech & Hearing Science | Speech and Language Pathology | PhD |
| Speech & Hearing Science | Speech & Hearing Science | Speech-Language Science | PhD |
| Biomedical Engineering & Imaging | Biomedical Engineering (Joint w/UM) | Interdisciplinary | MS |
| Biomedical Engineering & Imaging | Biomedical Engineering (Joint w/UM) | Biomechanics | MS |
| Biomedical Engineering & Imaging | Biomedical Engineering (Joint w/UM) | Biomaterials and Regenerative Tech | MS |
| Biomedical Engineering & Imaging | Biomedical Engineering (Joint w/UM) | Biosensors and Electrophysiology | MS |
| Biomedical Engineering & Imaging | Biomedical Engineering (Joint w/UM) | Bioimaging | MS |
| Biomedical Engineering & Imaging | Biomedical Engineering (Joint w/UM) | Interdisciplinary | PhD |
| Biomedical Engineering & Imaging | Biomedical Engineering (Joint w/UM) | Biomechanics | PhD |
| Biomedical Engineering & Imaging | Biomedical Engineering (Joint w/UM) | Biomaterials and Regenerative Tech | PhD |
| Biomedical Engineering & Imaging | Biomedical Engineering (Joint w/UM) | Biosensors and Electrophysiology | PhD |
| Biomedical Engineering & Imaging | Biomedical Engineering (Joint w/UM) | Bioimaging | PhD |

# UTHSC Comprehensive List of Academic Programs
## June 2014

### College of Graduate Health Science

| Department | Major | Submajor | Degree |
|---|---|---|---|
| Dentistry | Dental Science | Orthodontics | MDS |
| Dentistry | Dental Science | Pediatric Dentistry | MDS |
| Dentistry | Dental Science | Periodontology | MDS |
| Dentistry | Dental Science | Prosthodontics | MDS |
| Dentistry | Dental Science | Endodontics | MDS |
| Interdepartmental | Biomedical Sciences | Cancer and Development Biology | MS |
| Interdepartmental | Biomedical Sciences | Cell Biology and Physiology | MS |
| Interdepartmental | Biomedical Sciences | Laboratory Research and Management | MS |
| Interdepartmental | Biomedical Sciences | Microbiology, Immunology and Biochemistry | MS |
| Interdepartmental | Biomedical Sciences | Molecular and Systems Pharmacology | MS |
| Interdepartmental | Biomedical Sciences | Neuroscience | MS |
| Interdepartmental | Biomedical Sciences | Cancer & Development Biology | PhD |
| Interdepartmental | Biomedical Sciences | Cell Biology &Physiology | PhD |
| Interdepartmental | Biomedical Sciences | Microbiology, Immunology and Biochemistry | PhD |
| Interdepartmental | Biomedical Sciences | Molecular and Systems Pharmacology | PhD |
| Interdepartmental | Biomedical Sciences | Neuroscience | PhD |
| Interdepartmental | Health Outcomes & Policy Research | Residency/Masters | MS |
| Interdepartmental | Health Outcomes & Policy Research | Health Systems Pharmacy Managment | MS |
| Interdepartmental | Health Outcomes & Policy Research | Health Policy/Health Services Research | MS |
| Interdepartmental | Health Outcomes & Policy Research | Health Policy/Health Services Research | PhD |
| Interdepartmental | Health Outcomes & Policy Research | Pharmacoeconomics | PhD |
| Nursing Sciences | Nursing Sciences | | PhD |
| Pharmaceutical Sciences | Pharmaceutical Sciences | Medicinal Chemistry | MS |
| Pharmaceutical Sciences | Pharmaceutical Sciences | Pharmaceutics | MS |
| Pharmaceutical Sciences | Pharmaceutical Sciences | Medicinal Chemistry | PhD |
| Pharmaceutical Sciences | Pharmaceutical Sciences | Pharmaceutics | PhD |
| Preventive Medicine | Epidemiology | | MS |
| Pharmacology | Pharmacology | | MS |
| | | Clinical Research | Gr Cert |

### College of Medicine

| Department | Major | Submajor | Degree |
|---|---|---|---|
| Medicine/Opthalmology | | Orthopist Fellowship | Gr Cert |
| Medicine | Medicine | | MD |

# UTHSC Comprehensive List of Academic Programs
## June 2014

### College of Nursing

| Department | Major | Submajor | Degree |
|---|---|---|---|
| Nursing | Nursing | 1) Accelerated BSN, 2) RN-to-BSN | BSN |
| Nursing | Nursing | Adult/Gerontology Acute Nurse Practitioner | DNP |
| Nursing | Nursing | Family Nurse Practitioner | DNP |
| Nursing | Nursing | Neonatal Nurse Practitioner | DNP |
| Nursing | Nursing | Nurse Anesthesia | DNP |
| Nursing | Nursing | Pediatric Nurse Practitioner | DNP |
| Nursing | Nursing | Psychiatric Mental Health Nursing | DNP |
| Nursing | Nursing | Clinical Nurse Leader | MSN |

### College of Pharmacy

| Department | Major | Submajor | Degree |
|---|---|---|---|
| Pharmacy | | Nuclear Pharmacy | Gr Cert |
| Pharmacy | Pharmacy | | PHARMD |

**UTK Comprehensive List of Academic Programs**
**June 2014**

**College of Agricultural Sciences & Natural Resources**

| Department | Major | Submajor | Degree |
|---|---|---|---|
| Agricultural and Resource Economics | Food & Agricultural Business | Ag Equipment Systems Management | BSARE |
| Agricultural and Resource Economics | Natural Resource & Environmental Econ. | | BSARE |
| Agricultural and Resource Economics | Agricultural and Resource Economics | | MS |
| Agricultural and Resource Economics | Agricultural and Resource Economics | Agribusiness | MS-MBA |
| Agricultural and Resource Economics | Agricultural and Resource Economics | Agricultural Economics | MS |
| Agricultural and Resource Economics | Agricultural and Resource Economics | Natural Resource Economics | MS |
| Agricultural Leadership, Educ. & Comm. | Agricultural Leadership, Educ. & Comm. | Agricultural Communications | BSAG |
| Agricultural Leadership, Educ. & Comm. | Agricultural Leadership, Educ. & Comm. | Agricultural Education | BSAG |
| Agricultural Leadership, Educ. & Comm. | Agricultural Leadership, Educ. & Comm. | Agricultural Extension Education | BSAG |
| Agricultural Leadership, Educ. & Comm. | Agricultural Leadership, Educ. & Comm. | Agricultural Leadership | BSAG |
| Agricultural Leadership, Educ. & Comm. | Agricultural Leadership, Educ. & Comm. | Agricultural Science | BSAG |
| Agricultural Leadership, Educ. & Comm. | Agricultural Leadership, Educ. & Comm. | Agricultural Communications | MS |
| Agricultural Leadership, Educ. & Comm. | Agricultural Leadership, Educ. & Comm. | Agricultural Education | MS |
| Agricultural Leadership, Educ. & Comm. | Agricultural Leadership, Educ. & Comm. | Agricultural Leadership | MS |
| Agriculture & Natural Resources (Int. Dept.) | | International Agriculture and Natural Resources | |
| Animal Science | Animal Science | | PhD |
| Animal Science | Animal Science | | MS |
| Animal Science | Animal Science | Pre-Veterinary Medicine 3+1 | BSAN |
| Animal Science | Animal Science | Animal Industries | BSAN |
| Animal Science | Animal Science | Bioscience | BSAN |
| Animal Science | Animal Science | Pre-Veterinary Medicine | BSAN |
| Biosystems Engineering & Soil Science | Biosystems Engineering | | BSBSE |
| Biosystems Engineering & Soil Science | Biosystems Engineering | | MS |
| Biosystems Engineering & Soil Science | Biosystems Engineering | | PhD |
| Biosystems Engineering & Soil Science | Biosystems Engineering | Energy Science & Engineering | PhD |
| Biosystems Engineering & Soil Science | Biosystems Engineering | Pre-Professional | BSBSE |
| Biosystems Engineering & Soil Science | Biosystems Engineering Technology | | MS |
| Biosystems Engineering & Soil Science | Environmental & Soil Sciences | Agricultural Systems Technology | BSESS |
| Biosystems Engineering & Soil Science | Environmental & Soil Sciences | Conservation Agriculture & Envir. Sustainability | BSESS |
| Biosystems Engineering & Soil Science | Environmental & Soil Sciences | Construction Science | BSESS |
| Biosystems Engineering & Soil Science | Environmental & Soil Sciences | Environmental Science | BSESS |
| Biosystems Engineering & Soil Science | Environmental & Soil Sciences | Land Surveying | BSESS |
| Biosystems Engineering & Soil Science | Environmental & Soil Sciences | Off-Road Vehicle Technology | BSESS |
| Biosystems Engineering & Soil Science | Environmental & Soil Sciences | Soil Science | BSESS |
| Biosystems Engineering & Soil Science | Environmental & Soil Sciences | | MS |
| Entomology & Plant Pathology | Entomology & Plant Pathology | Entomology | MS |
| Entomology & Plant Pathology | Entomology & Plant Pathology | Plant Pathology | MS |
| Food Science & Technology | Food Science & Technology | | MS |
| Food Science & Technology | Food Science & Technology | Food Chemistry | PhD |
| Food Science & Technology | Food Science & Technology | Food Microbiology | PhD |
| Food Science & Technology | Food Science & Technology | Food Processing | PhD |
| Food Science & Technology | Food Science & Technology | Pre-Pharmacy | BSFS |
| Food Science & Technology | Food Science & Technology | Pre-Pharmacy 3+1 | BSFS |
| Food Science & Technology | Food Science & Technology | Pre-Professional | BSFS |
| Food Science & Technology | Food Science & Technology | Pre-Professional 3+1 | BSFS |
| Food Science & Technology | Food Science & Technology | Science | BSFS |
| Food Science & Technology | Food Science & Technology | Technology | BSFS |
| Forestry, Wildlife, Fisheries | Forestry | | MS |
| Forestry, Wildlife, Fisheries | Forestry | Bio-Based Products & Wood Science & Technology | MS |
| Forestry, Wildlife, Fisheries | Forestry | Forest Resources Management | BSF |
| Forestry, Wildlife, Fisheries | Forestry | Wildland Recreation | BSF |
| Forestry, Wildlife, Fisheries | Forestry | Urban Forestry | BSF |
| Forestry, Wildlife, Fisheries | Natural Resources | Bio-Based Products & Wood Science & Technology | PhD |
| Forestry, Wildlife, Fisheries | Natural Resources | Natural Resource Economics | PhD |

**UTK Comprehensive List of Academic Programs**
**June 2014**

**College of Agricultural Sciences & Natural Resources**

| Department | Major | Submajor | Degree |
|---|---|---|---|
| Forestry, Wildlife, Fisheries | Natural Resources | Wildlife Health | PhD |
| Forestry, Wildlife, Fisheries | Wildlife & Fisheries Science | Wildlife & Fisheries Management | BSWFS |
| Forestry, Wildlife, Fisheries | Wildlife & Fisheries Science | Wildlife Health | BSWFS |
| Forestry, Wildlife, Fisheries | Wildlife & Fisheries Science | | MS |
| Forestry, Wildlife, Fisheries | Wildlife & Fisheries Science | Wildlife Health | MS |
| Interdepartmental | Plants, Soils, and Insects | Bioactive Natural Products | PhD |
| Interdepartmental | Plants, Soils, and Insects | Crop Sciences | PhD |
| Interdepartmental | Plants, Soils, and Insects | Entomology | PhD |
| Interdepartmental | Plants, Soils, and Insects | Environmental and Soil Sciences | PhD |
| Interdepartmental | Plants, Soils, and Insects | Horticulture | PhD |
| Interdepartmental | Plants, Soils, and Insects | Integrated Pest Management | PhD |
| Interdepartmental | Plants, Soils, and Insects | Plant Breeding | PhD |
| Interdepartmental | Plants, Soils, and Insects | Plant Pathology | PhD |
| Interdepartmental | Plants, Soils, and Insects | Weed Science | PhD |
| Interdepartmental | Plants, Soils, and Insects | Plant Molecular Genetics | PhD |
| Plant Sciences | Plant Sciences | | MS |
| Plant Sciences | Plant Sciences | Crop Sciences | MS |
| Plant Sciences | Plant Sciences | Horticulture | MS |
| Plant Sciences | Plant Sciences | Plant Breeding | MS |
| Plant Sciences | Plant Sciences | Plant Molecular Genetics | MS |
| Plant Sciences | Plant Sciences | Weed Science | MS |
| Plant Sciences | Plant Sciences | Landscape Design | BSPS |
| Plant Sciences | Plant Sciences | Bioenergy | BSPS |
| Plant Sciences | Plant Sciences | Biotechnology | BSPS |
| Plant Sciences | Plant Sciences | Horticulture Science & Production | BSPS |
| Plant Sciences | Plant Sciences | Organic Production | BSPS |
| Plant Sciences | Plant Sciences | Public Horticulture | BSPS |
| Plant Sciences | Plant Sciences | Turfgrass Science & Management | BSPS |

**College of Architechture & Design**

| Department | Major | Submajor | Degree |
|---|---|---|---|
| Architecture, School of | Architecture | | BArch |
| Architecture, School of | Architecture | Conservation and Stewardship | MArch |
| Architecture, School of | Architecture | High Performance Buildings | MArch |
| Architecture, School of | Architecture | Sustainable Design | MArch |
| Architecture, School of | Architecture | Urban Design | MArch |
| Architecture, School of | Conservation and Stewardship | | Gr Cert |
| Architecture, School of | High Performance Buildings | | Gr Cert |
| Architecture, School of | Sustainable Design | | Gr Cert |
| Architecture, School of | Urban Design | | Gr Cert |
| Interior Design | Interior Design | | BSID |
| Landscape Architecture Program | Landscape Architecture | | MALA |
| Landscape Architecture Program | Landscape Architecture | | MSLA |
| Landscape Architecture Program | Landscape Architecture | Track 1 (first professional degree track) | MLA |
| Landscape Architecture Program | Landscape Architecture | Track 2 (post-professional degree track) | MLA |

**UTK Comprehensive List of Academic Programs**
**June 2014**

**College of Arts & Sciences**

| Department | Major | Submajor | Degree |
|---|---|---|---|
| Anthropology | Anthropology | | BA |
| Anthropology | Anthropology | Honors Anthropology | BA |
| Anthropology | Anthropology | Diasters, Displacement, & Human Rights | BA |
| Anthropology | Anthropology | Archaeology | MA |
| Anthropology | Anthropology | Biological Anthropology | MA |
| Anthropology | Anthropology | Cultural Anthropology | MA |
| Anthropology | Anthropology | Mediterranean Archaeology | MA |
| Anthropology | Anthropology | Zooarchaeology | MA |
| Anthropology | Anthropology | Archaeology | PhD |
| Anthropology | Anthropology | Biological Anthropology | PhD |
| Anthropology | Anthropology | Cultural Anthropology | PhD |
| Anthropology | Anthropology | Zooarchaeology | PhD |
| Anthropology | Disasters, Displacement & Human Rights | | Gr Cert |
| Art, School of | Art History | | BA |
| Art, School of | Art | | BA |
| Art, School of | Graphic Design | | BFA |
| Art, School of | Studio Art | Two-Dimensional Arts | BFA |
| Art, School of | Studio Art | Three-Dimensional Arts | BFA |
| Art, School of | Studio Art | Four-Dimensional Arts | BFA |
| Art, School of | Art | Ceramics | MFA |
| Art, School of | Art | Painting/Drawing | MFA |
| Art, School of | Art | Transmedia Design | MFA |
| Art, School of | Art | Printmaking | MFA |
| Art, School of | Art | Sculpture | MFA |
| Biochem & Cellular & Molecular Biology | Biochem & Cellular & Molecular Biology | | MS |
| Biochem & Cellular & Molecular Biology | Biochem & Cellular & Molecular Biology | | PhD |
| Biology, Division of | Biological Sciences | Biochem & Cellular & Molecular Biology | BS |
| Biology, Division of | Biological Sciences | Ecology & Evolutionary Biology | BS |
| Biology, Division of | Biological Sciences | Honors BioChem & Cellular & Molecular Biology | BS |
| Biology, Division of | Biological Sciences | Honors Ecology & Evolutionary Biology | BS |
| Biology, Division of | Biological Sciences | Honors Microbiology | BS |
| Biology, Division of | Biological Sciences | Microbiology | BS |
| Chemistry | Chemistry | | BS |
| Chemistry | Chemistry | Honors Chemistry | BS |
| Chemistry | Chemistry | | BSCH |
| Chemistry | Chemistry | Honors Chemistry | BSCH |
| Chemistry | Chemistry | Analytical Chemistry | MS |
| Chemistry | Chemistry | Environmental Chemistry | MS |
| Chemistry | Chemistry | Inorganic Chemistry | MS |
| Chemistry | Chemistry | Organic Chemistry | MS |
| Chemistry | Chemistry | Physical Chemistry | MS |
| Chemistry | Chemistry | Polymer Chemistry | MS |
| Chemistry | Chemistry | Analytical Chemistry | PhD |
| Chemistry | Chemistry | Chemical Physics | PhD |
| Chemistry | Chemistry | Environmental Chemistry | PhD |
| Chemistry | Chemistry | Inorganic Chemistry | PhD |
| Chemistry | Chemistry | Organic Chemistry | PhD |
| Chemistry | Chemistry | Physical Chemistry | PhD |
| Chemistry | Chemistry | Polymer Chemistry | PhD |
| Chemistry | Chemistry | Theoretical Chemistry | PhD |
| Chemistry | Chemistry | Radiochemistry Graduate Certificate | Gr Cert |
| Classics | Classics | Classical Archaeology | BA |
| Classics | Classics | Honors Classical Archaeology | BA |
| Classics | Classics | Classical Civilization | BA |
| Classics | Classics | Greek | BA |
| Classics | Classics | Honors Classical Civilization | BA |
| Classics | Classics | Honors Greek | BA |
| Classics | Classics | Honors Latin | BA |
| Classics | Classics | Latin | BA |

**UTK Comprehensive List of Academic Programs**
**June 2014**

**College of Arts & Sciences**

| Department | Major | Submajor | Degree |
|---|---|---|---|
| College Scholars Program | College Scholars Program | | BA |
| Earth & Planetary Sciences | Geology & Environmental Studies | Environmental Studies | BS |
| Earth & Planetary Sciences | Geology & Environmental Studies | Honors Environmental Studies | BS |
| Earth & Planetary Sciences | Geology & Environmental Studies | Geology | BS |
| Earth & Planetary Sciences | Geology & Environmental Studies | Honors Geology | BS |
| Earth & Planetary Sciences | Geology | | MS |
| Earth & Planetary Sciences | Geology | | PhD |
| Ecology & Evolutionary Biology | Ecology & Evolutionary Biology | Behavior | MS |
| Ecology & Evolutionary Biology | Ecology & Evolutionary Biology | Ecology | MS |
| Ecology & Evolutionary Biology | Ecology & Evolutionary Biology | Evolutionary Biology | MS |
| Ecology & Evolutionary Biology | Ecology & Evolutionary Biology | Behavior | PhD |
| Ecology & Evolutionary Biology | Ecology & Evolutionary Biology | Ecology | PhD |
| Ecology & Evolutionary Biology | Ecology & Evolutionary Biology | Evolutionary Biology | PhD |
| Ecology & Evolutionary Biology | Ecology & Evolutionary Biology | Energy Science & Engineering | PhD |
| Economics (Intercollegiate) | Economics | | BA |
| Economics (Intercollegiate) | Economics | Honors Economics | BA |
| English | English | Creative Writing | BA |
| English | English | Honors Creative Writing | BA |
| English | English | Honors Individualized Program | BA |
| English | English | Honors Literature | BA |
| English | English | Honors Rhetoric & Writing | BA |
| English | English | Honors Technical Communication | BA |
| English | English | Individualized Program | BA |
| English | English | Literature | BA |
| English | English | Rhetoric & Writing | BA |
| English | English | Technical Communication | BA |
| English | English | | MA |
| English | English | Creative Writing | MA |
| English | English | Rhetoric, Writing & Linguistics | MA |
| English | Creative Writing | | MFA |
| English | English | Creative Writing | PhD |
| English | English | Literature, Critisism & Textual Studies | PhD |
| English | English | Rhetoric, Writing & Linguistics | PhD |
| Geography | Geography | | BA |
| Geography | Geography | Honors Geography | BA |
| Geography | Geography | | MS |
| Geography | Geography | | PhD |
| History | History | | BA |
| History | History | Honors History | BA |
| History | History | | MA |
| History | History | American | PhD |
| History | History | European | PhD |
| Interdepartmental/Intercollegiate | Life Sciences | Genome Science and Technology | MS |
| Interdepartmental/Intercollegiate | Life Sciences | Genome Science and Technology | PhD |
| Interdepartmental/Intercollegiate | Life Sciences | Plant Physiology & Genetics | MS |
| Interdepartmental/Intercollegiate | Life Sciences | Plant Physiology & Genetics | PhD |
| Interdisciplinary Programs | Interdisciplinary Programs | Africana Studies | BA |
| Interdisciplinary Programs | Interdisciplinary Programs | American Studies | BA |
| Interdisciplinary Programs | Interdisciplinary Programs | Asian Studies | BA |
| Interdisciplinary Programs | Interdisciplinary Programs | Cinema Studies | BA |
| Interdisciplinary Programs | Interdisciplinary Programs | Honors Cinema Studies | BA |
| Interdisciplinary Programs | Interdisciplinary Programs | Comparative Literature | BA |
| Interdisciplinary Programs | Interdisciplinary Programs | Global Studies - Global Society & Culture Track | BA |
| Interdisciplinary Programs | Interdisciplinary Programs | Global Studies - Global Politics & Economy Track | BA |
| Interdisciplinary Programs | Interdisciplinary Programs | Judaic Studies | BA |
| Interdisciplinary Programs | Interdisciplinary Programs | Latin Amer. & Caribbean Studies-Brazilian Studies Track | BA |
| Interdisciplinary Programs | Interdisciplinary Programs | Latin Amer. & Caribbean Studies -General Studies Track | BA |
| Interdisciplinary Programs | Interdisciplinary Programs | Linguistics | BA |
| Interdisciplinary Programs | Interdisciplinary Programs | Medieval & Renaissance Studies | BA |

**UTK Comprehensive List of Academic Programs**
**June 2014**

**College of Arts & Sciences**

| Department | Major | Submajor | Degree |
|---|---|---|---|
| Interdisciplinary Programs | Interdisciplinary Programs | Neuroscience | BA |
| Interdisciplinary Programs | Interdisciplinary Programs | Honors Neuroscience | BA |
| Interdisciplinary Programs | Interdisciplinary Programs | Sustainability | BA |
| Interdisciplinary Programs | Interdisciplinary Programs | Women's Studies | BA |
| Interdisciplinary Programs | Africana Studies | | Gr Cert |
| Interdisciplinary Programs | Social Theory | | Gr Cert |
| Interdisciplinary Programs | Linguistics | | Gr Cert |
| Interdisciplinary Programs | Medieval Studies | | Gr Cert |
| Interdisciplinary Programs | Women's Studies | | Gr Cert |
| Mathematics | Mathematics | | BS |
| Mathematics | Mathematics | Honors Mathematics | BS |
| Mathematics | Mathematics | | MM |
| Mathematics | Mathematics | | MS |
| Mathematics | Mathematics | Applied Mathematics | MS |
| Mathematics | Mathematics | | PhD |
| Mathematics | Mathematics | Mathematical Ecology/Evolution | PhD |
| Microbiology | Microbiology | | MS |
| Microbiology | Microbiology | | PhD |
| Modern Foreign Languages & Literatures | Modern Foreign Languages & Literature | French & Francophone Studies | BA |
| Modern Foreign Languages & Literatures | Modern Foreign Languages & Literature | Honors French & Francophone Studies | BA |
| Modern Foreign Languages & Literatures | Modern Foreign Languages & Literature | Language & World Business-French & Franc. Studies | BA |
| Modern Foreign Languages & Literatures | Modern Foreign Languages & Literature | Language & World Business - Chinese | BA |
| Modern Foreign Languages & Literatures | Modern Foreign Languages & Literature | Language & World Business - Japanese | BA |
| Modern Foreign Languages & Literatures | Modern Foreign Languages & Literature | Language & World Business - Portuguese | BA |
| Modern Foreign Languages & Literatures | Modern Foreign Languages & Literature | Honors German | BA |
| Modern Foreign Languages & Literatures | Modern Foreign Languages & Literature | Language & World Business - German | BA |
| Modern Foreign Languages & Literatures | Modern Foreign Languages & Literature | German Studies | BA |
| Modern Foreign Languages & Literatures | Modern Foreign Languages & Literature | German Language & Literature | BA |
| Modern Foreign Languages & Literatures | Modern Foreign Languages & Literature | Hispanic Studies | BA |
| Modern Foreign Languages & Literatures | Modern Foreign Languages & Literature | Language & World Business - Hispanic Studies | BA |
| Modern Foreign Languages & Literatures | Modern Foreign Languages & Literature | Italian | BA |
| Modern Foreign Languages & Literatures | Modern Foreign Languages & Literature | Language & World Business - Italian | BA |
| Modern Foreign Languages & Literatures | Modern Foreign Languages & Literature | Russian Studies | BA |
| Modern Foreign Languages & Literatures | Modern Foreign Languages & Literature | Honors Russian Studies | BA |
| Modern Foreign Languages & Literatures | Modern Foreign Languages & Literature | Language & World Business - Russian Studies | BA |
| Modern Foreign Languages & Literatures | French | | MA |
| Modern Foreign Languages & Literatures | German | | MA |
| Modern Foreign Languages & Literatures | Spanish | | MA |
| Modern Foreign Languages & Literatures | Modern Foreign Languages | Applied Linguistics (2nd Concentration Only) | PhD |
| Modern Foreign Languages & Literatures | Modern Foreign Languages | French (1st & 2nd Concentration) | PhD |
| Modern Foreign Languages & Literatures | Modern Foreign Languages | German (1st & 2nd Concentration) | PhD |
| Modern Foreign Languages & Literatures | Modern Foreign Languages | Italian (2nd Concentration Only) | PhD |
| Modern Foreign Languages & Literatures | Modern Foreign Languages | Latin American Studies (2nd Concentration Only) | PhD |
| Modern Foreign Languages & Literatures | Modern Foreign Languages | Portuguese (2nd Concentration Only) | PhD |
| Modern Foreign Languages & Literatures | Modern Foreign Languages | Russian (2nd Concentration Only) | PhD |
| Modern Foreign Languages & Literatures | Modern Foreign Languages | Spanish (1st & 2nd Concentration) | PhD |
| Music, School of | Artist Certificate in Music | | Gr Cert |
| Music, School of | Music Theory Pedagogy | | Gr Cert |
| Music, School of | Music | | BA |
| Music, School of | Music | Applied Music | BA |
| Music, School of | Music | Music and Culture | BA |
| Music, School of | Music | Music ED - String Emphasis | BM |
| Music, School of | Music | Music ED - Woodwind/Brass/Percussion Emphasis | BM |
| Music, School of | Music | Music ED - Vocal Gen Keybd Emphasis | BM |
| Music, School of | Music | Music ED - Vocal Gen Vocal Emphasis | BM |
| Music, School of | Music | Organ | BM |
| Music, School of | Music | Piano | BM |
| Music, School of | Music | Piano Pedagogy | BM |
| Music, School of | Music | Sacred Music - Organ Track | BM |
| Music, School of | Music | Sacred Music - Piano Track | BM |
| Music, School of | Music | Sacred Music - Voice Track | BM |

**UTK Comprehensive List of Academic Programs**
**June 2014**

| College of Arts & Sciences | | | |
|---|---|---|---|
| **Department** | **Major** | **Submajor** | **Degree** |
| Music, School of | Music | Strings | BM |
| Music, School of | Music | Studio Music and Jazz | BM |
| Music, School of | Music | Theory/ Composition | BM |
| Music, School of | Music | Voice | BM |
| Music, School of | Music | Brass Instruments | BM |
| Music, School of | Music | Woodwind and Percussion Instruments | BM |
| Music, School of | Music | Choral Conducting | MMU |
| Music, School of | Music | Collaborative Piano | MMU |
| Music, School of | Music | Composition | MMU |
| Music, School of | Music | Instrumental Conducting | MMU |
| Music, School of | Music | Jazz | MMU |
| Music, School of | Music | Music Education | MMU |
| Music, School of | Music | Music Theory | MMU |
| Music, School of | Music | Musicology | MMU |
| Music, School of | Music | Performance | MMU |
| Music, School of | Music | Piano Pedagogy | MMU |
| Music, School of | Music | Vocal Pedagogy | MMU |
| Philosophy | Philosophy | | BA |
| Philosophy | Philosophy | Honors Philosophy | BA |
| Philosophy | Philosophy | Legal & Political Philosophy | BA |
| Philosophy | Philosophy | Honors Legal & Political Philosophy | BA |
| Philosophy | Philosophy | Philosophy of Science & Medicine | BA |
| Philosophy | Philosophy | Honors Philosophy of Science & Medicine | BA |
| Philosophy | Philosophy | | MA |
| Philosophy | Philosophy | | PhD |
| Physics & Astronomy | Physics | Academic | BS |
| Physics & Astronomy | Physics | Astronomy | BS |
| Physics & Astronomy | Physics | General | BS |
| Physics & Astronomy | Physics | Honors Academic | BS |
| Physics & Astronomy | Physics | Honors Astronomy | BS |
| Physics & Astronomy | Physics | Astrophysics | MS |
| Physics & Astronomy | Physics | Atomic, Molec., Optical & Low Temp. Physics | MS |
| Physics & Astronomy | Physics | Biophysics | MS |
| Physics & Astronomy | Physics | Chemical Physics | MS |
| Physics & Astronomy | Physics | Condensed Matter & Surface Physics | MS |
| Physics & Astronomy | Physics | Elementary Particle Physics | MS |
| Physics & Astronomy | Physics | Geophysics | MS |
| Physics & Astronomy | Physics | Mathematical & Computational Physics | MS |
| Physics & Astronomy | Physics | Nuclear & Relativistic Heavy Ion Physics | MS |
| Physics & Astronomy | Physics | Theoretical Physics | MS |
| Physics & Astronomy | Physics | Astrophysics | PhD |
| Physics & Astronomy | Physics | Atomic, Molec., Optical & Low Temp. Physics | PhD |
| Physics & Astronomy | Physics | Biophysics | PhD |
| Physics & Astronomy | Physics | Chemical Physics | PhD |
| Physics & Astronomy | Physics | Condensed Matter & Surface Physics | PhD |
| Physics & Astronomy | Physics | Elementary Particle Physics | PhD |
| Physics & Astronomy | Physics | Energy Science & Engineering | PhD |
| Physics & Astronomy | Physics | Mathematical & Computational Physics | PhD |
| Physics & Astronomy | Physics | Nanomaterials | PhD |
| Physics & Astronomy | Physics | Nuclear & Relativistic Heavy Ion Physics | PhD |
| Physics & Astronomy | Physics | Theoretical Physics | PhD |
| Political Science | Political Science | | BA |
| Political Science | Political Science | Honors Political Science | BA |
| Political Science | Political Science | Public Administration | BA |
| Political Science | Political Science | | MA |
| Political Science | Political Science | | PhD |
| Political Science | Public Policy & Administration | | MPPA |
| Political Science | Public Policy & Administration | Dual JD-MPPA Program | MPPA- JD |
| Political Science | Global Security Studies | | Gr Cert |

**UTK Comprehensive List of Academic Programs**
**June 2014**

## College of Arts & Sciences

| Department | Major | Submajor | Degree |
|---|---|---|---|
| Pre-Professional Programs | Medical Laboratory Science | | BS |
| Pre-Professional Programs | Pre-Professional Programs | Pre-Dentistry | BS |
| Pre-Professional Programs | Pre-Professional Programs | Pre-Medicine | BS |
| Pre-Professional Programs | Pre-Professional Programs | Pre-Pharmacy | BS |
| Pre-Professional Programs | Pre-Professional Programs | Pre-Veterinary Medicine | BS |
| Psychology | Psychology | | BA |
| Psychology | Psychology | Honors Psychology | BA |
| Psychology | Psychology | Experimental Psychology | MA |
| Psychology | Psychology | General Psychology | MA |
| Psychology | Psychology | Clinical Psychology | PhD |
| Psychology | Psychology | Counseling Psychology | PhD |
| Psychology | Psychology | Experimental Psychology | PhD |
| Religious Studies | Religious Studies | | BA |
| Religious Studies | Religious Studies | Honors Religious Studies | BA |
| Sociology | Sociology | | BA |
| Sociology | Sociology | Criminology & Criminal Justice | BA |
| Sociology | Sociology | Environmental Issues | BA |
| Sociology | Sociology | Honors Sociology | BA |
| Sociology | Sociology | Criminology | MA |
| Sociology | Sociology | Environmental Sociology | MA |
| Sociology | Sociology | Political Economy | MA |
| Sociology | Sociology | Criminology | PhD |
| Sociology | Sociology | Environmental Sociology | PhD |
| Sociology | Sociology | Political Economy | PhD |
| Statistics (intercollegiate) | Statistics | | BS |
| Theatre | Theatre | | BA |
| Theatre | Theatre | Honors Theatre | BA |
| Theatre | Theatre | Acting | MFA |
| Theatre | Theatre | Costume Design | MFA |
| Theatre | Theatre | Lighting Design | MFA |
| Theatre | Theatre | Scene Design | MFA |

## College of Business Administration

| Department | Major | Submajor | Degree |
|---|---|---|---|
| Accounting & Information Management | Accounting | Collateral Option | BSBA |
| Accounting & Information Management | Accounting | Dual Concentration International Business | BSBA |
| Accounting & Information Management | Accounting | Audit and Controls | MAcc |
| Accounting & Information Management | Accounting | Taxation | MAcc |
| Business Administration (Intercollegiate) | Public Administration | | BSBA |
| Economics | Economics | Collateral Option | BSBA |
| Economics | Economics | Dual Concenteration International Business | BSBA |
| Economics | Economics | Traditional Option | BSBA |
| Economics | Economics | | MA |
| Economics | Economics | | PhD |
| Finance | Finance | Collateral Option | BSBA |
| Finance | Finance | Dual Concentration Internal Auditing | BSBA |
| Finance | Finance | Dual Concentration International Business | BSBA |
| Finance | Finance | Dual Concentration Business Analytics | BSBA |
| Interdepartmental | Business Administration | Aerospace & Defense MBA | MBA |
| Interdepartmental | Business Administration | Business Analytics | MBA |
| Interdepartmental | Business Administration | Dual JD-MBA Program | MBA-JD |
| Interdepartmental | Business Administration | Dual MS-MBA Program | MBA-MS |
| Interdepartmental | Business Administration | Dual Pharm D- MBA | PharmD-MBA |
| Interdepartmental | Business Administration | Executive MBA | MBA |
| Interdepartmental | Business Administration | Finance | MBA |
| Interdepartmental | Business Administration | Entrepreneurship and Innovation | MBA |
| Interdepartmental | Business Administration | Human Resource Management | MBA |
| Interdepartmental | Business Administration | Supply Chain Management | MBA |
| Interdepartmental | Business Administration | Marketing | MBA |
| Interdepartmental | Business Administration | Operations Management | MBA |
| Interdepartmental | Business Administration | Physician Executive MBA | MBA |

**UTK Comprehensive List of Academic Programs**
**June 2014**

## College of Business Administration

| Department | Major | Submajor | Degree |
|---|---|---|---|
| Interdepartmental | Business Administration | Professional MBA | MBA |
| interdepartmental | Business Administration | Accounting | PhD |
| Interdepartmental | Business Administration | Finance | PhD |
| Interdepartmental | Business Administration | Supply Chain Management | PhD |
| interdepartmental | Business Administration | Organizations & Strategy | PhD |
| Interdepartmental | Business Administration | Marketing | PhD |
| Interdepartmental | Business Administration | Statistics | PhD |
| Management | Human Resource Management | Collateral Option | BSBA |
| Management | Human Resource Management | Dual Concentration International Business | BSBA |
| Management | Human Resource Management | | MS |
| Management | Management | Collateral Option | BSBA |
| Management | Management | Dual Concentration International Business | BSBA |
| Marketing & Supply Chain Management | Supply Chain Management | Collateral Option | BSBA |
| Marketing & Supply Chain Management | Supply Chain Management | Dual Concentration Information Management | BSBA |
| Marketing & Supply Chain Management | Supply Chain Management | Dual Concentration Internal Auditing | BSBA |
| Marketing & Supply Chain Management | Supply Chain Management | Dual Concentration International Business | BSBA |
| Marketing & Supply Chain Management | Supply Chain Management | Dual Concentration Marketing | BSBA |
| Marketing & Supply Chain Management | Supply Chain Management | Dual Concentration Business Analytics | BSBA |
| Marketing & Supply Chain Management | Marketing | Collateral Option | BSBA |
| Marketing & Supply Chain Management | Marketing | Dual Concentration Information Management | BSBA |
| Marketing & Supply Chain Management | Marketing | Dual Concentration Internal Auditing | BSBA |
| Marketing & Supply Chain Management | Marketing | Dual Concentration International Business | BSBA |
| Marketing & Supply Chain Management | Marketing | Dual Concentration Supply Chain Management | BSBA |
| Marketing & Supply Chain Management | Marketing | Dual Concentration Business Analytics | BSBA |
| Business Analytics & Statistics | Management Science | | PhD |
| Business Analytics & Statistics | Business Analytics | Collateral Option | BSBA |
| Business Analytics & Statistics | Business Analytics | Dual Concentration Information Management | BSBA |
| Business Analytics & Statistics | Business Analytics | Dual Concentration International Business | BSBA |
| Business Analytics & Statistics | Business Analytics | Dual Concentration Supply Chain Management | BSBA |
| Business Analytics & Statistics | Business Analytics | Dual Concentration Marketing | BSBA |
| Business Analytics & Statistics | Business Analytics | | MS |
| Business Analytics & Statistics | Applied Statistical Strategies | | Gr Cert |
| Business Analytics & Statistics | Statistics | | MS |
| Statistics, Operations & Mgmt. Science | Statistics | Industrial Statistics | MS |

Business Analytics & Statistics

## College of Communication & Information

| Department | Major | Submajor | Degree |
|---|---|---|---|
| Advertising & Public Relations, School of | Advertising | | BSC |
| Advertising & Public Relations, School of | Public Relations | | BSC |
| Communication Studies, School of | Communication Studies | | BAC |
| Communication Studies, School of | Communication Studies | Honors Communication Studies | BAC |
| Journalism & Electronic Media, School of | Journalism & Electronic Media | | BSC |
| Information Sciences, School of | Information Sciences | | MS |
| Interdepartmental | Communication & Information | Advertising | MS |
| Interdepartmental | Communication & Information | Communication Studies | MS |
| Interdepartmental | Communication & Information | Journalism & Electronic Media | MS |
| Interdepartmental | Communication & Information | Public Relations | MS |
| Interdepartmental | Communication & Information | Advertising | PhD |
| Interdepartmental | Communication & Information | Communication Studies | PhD |
| Interdepartmental | Communication & Information | Information Sciences | PhD |
| Interdepartmental | Communication & Information | Journalism & Electronic Media | PhD |
| Interdepartmental | Communication & Information | Public Relations | PhD |

**UTK Comprehensive List of Academic Programs**
**June 2014**

| College of Education, Health & Human Sciences | | | |
|---|---|---|---|
| **Department** | **Major** | **Submajor** | **Degree** |
| Child & Family Studies | Child & Family Studies | General-Emphasis | MS |
| Child & Family Studies | Child & Family Studies | Teacher-Licensure (PreK-3) | MS |
| Child & Family Studies | Child & Family Studies | | BSHHS |
| Child & Family Studies | Child & Family Studies | | PhD |
| Educational Leadership & Policy Studies | College Student Personnel | | MS |
| Educational Leadership & Policy Studies | Educational Administration | | MS |
| Educational Leadership & Policy Studies | Educational Administration | Leadership Academy | MS |
| Educational Leadership & Policy Studies | Education | Educational Administration | EdS |
| Educational Leadership & Policy Studies | Higher Education Administration | | PhD |
| Educational Leadership & Policy Studies | Educational Administration (PreK-12) | | Gr Cert |
| Educational Leadership & Policy Studies | University Research Administration | | Gr Cert |
| Educational Psychology & Counseling | Counseling | Clinical Mental Health Counseling | MS |
| Educational Psychology & Counseling | Counseling | Rehabilitation Counseling | MS |
| Educational Psychology & Counseling | Counseling | School Counseling | MS |
| Educational Psychology & Counseling | Educational Psychology | Adult Education | MS |
| Educational Psychology & Counseling | Educational Psychology | Applied Educational Psychology | MS |
| Educational Psychology & Counseling | School Psychology | | PhD |
| Educational Psychology & Counseling | Counselor Education | | PhD |
| Educational Psychology & Counseling | Education | Cultural Studies of Educational Foundations | MS |
| Educational Psychology & Counseling | Education | Instructional Technology | MS |
| Educational Psychology & Counseling | Educational Psychology & Research | | PhD |
| Educational Psychology & Counseling | Educational Psychology & Research | Adult Learning | PhD |
| Educational Psychology & Counseling | Educational Psychology & Research | Evaluation, Statistics, and Measurement | PhD |
| Educational Psychology & Counseling | Evaluation, Statistics, and Measurement | | Gr Cert |
| Educational Psychology & Counseling | Grief, Loss, and Trauma | | Gr Cert |
| Educational Psychology & Counseling | Qualitative Research Methods in Educations | | Gr Cert |
| Educational Psychology & Counseling | Cultural Studies in Education | | Gr Cert |
| Educational Psychology & Counseling | Online Teaching & Learning | | Gr Cert |
| Kinesiology, Recreation, & Sport Studies | Kinesiology | | BSEd |
| Kinesiology, Recreation, & Sport Studies | Kinesiology | Biomechanics | MS |
| Kinesiology, Recreation, & Sport Studies | Kinesiology | Exercise Physiology | MS |
| Kinesiology, Recreation, & Sport Studies | Kinesiology | Sport Psychology and Motor Behavior | MS |
| Kinesiology, Recreation, & Sport Studies | Kinesiology and Sport Studies | Kinesiology | PhD |
| Kinesiology, Recreation, & Sport Studies | Kinesiology and Sport Studies | Sport Studies | PhD |
| Kinesiology, Recreation, & Sport Studies | Recreation and Sport Management | Sport Management | BSEd |
| Kinesiology, Recreation, & Sport Studies | Recreation and Sport Management | Therapeutic Recreation | BSEd |
| Kinesiology, Recreation, & Sport Studies | Recreation and Sport Management | Sport Management | MS |
| Kinesiology, Recreation, & Sport Studies | Recreation and Sport Management | Therapeutic Recreation | MS |
| Interdepartmental | Education | Health Behavior and Health Education | PhD |
| Interdepartmental | Education | Leadership Studies in Education | PhD |
| Interdepartmental | Education | Learning Environments and Educational Studies | PhD |
| Interdepartmental | Education | Literacy Studies | PhD |
| Interdepartmental | Education | Special Education | PhD |
| Interdepartmental | Education | Teacher Education | PhD |
| Nutrition | Nutrition | | BSHHS |
| Nutrition | Nutrition | Dietics | BSHHS |
| Nutrition | Nutrition | Basic Science | BSHHS |
| Nutrition | Nutrition | Dual MS-MPH Program | MS-MPH |
| Nutrition | Nutrition | Cellular and Molecular Nutrition | MS |
| Nutrition | Nutrition | Public Health Nutrition | MS |
| Nutrition | Nutritional Sciences | | PhD |
| Nutrition | Nutritional Sciences | Cellular and Molecular Nutrition | PhD |
| Nutrition | Nutritional Sciences | Community Nutrition | PhD |
| Public Health | Public Health | Community Health Education | MPH |
| Public Health | Public Health | Dual MS-MPH Program | MS-MPH |
| Public Health | Public Health | Health Policy & Management | MPH |
| Public Health | Public Health Leadership | | Gr Cert |
| Public Health | Food Safety | | Gr Cert |
| Public Health | Public Health | Health Policy & Management | JD-MPH |
| Public Health | Public Health | Veterinary Public Health | MPH |

**UTK Comprehensive List of Academic Programs**
**June 2014**

| College of Education, Health & Human Sciences | | | |
|---|---|---|---|
| **Department** | **Major** | **Submajor** | **Degree** |
| Retail, Hospitality, & Tourism Management | Retail, Hospitality, & Tourism Management | | PhD |
| Retail, Hospitality, & Tourism Management | Hotel, Restaurant, & Tourism | | BSRHTM |
| Retail, Hospitality, & Tourism Management | Retail & Consumer Sciences | | BSRHTM |
| Theory & Practice in Teacher Education | Art Education | | |
| Theory & Practice in Teacher Education | Audiology & Speech Pathology | | BSEd |
| Theory & Practice in Teacher Education | Special Education | Education of the Deaf & Hard of Hearing | BSEd |
| Theory & Practice in Teacher Education | Special Education | Educational Interpreting | BSEd |
| Theory & Practice in Teacher Education | Special Education | Modified & Comprehensive Special Education with K-5 | BSEd |
| Theory & Practice in Teacher Education | Special Education | Modified & Comprehensive Special Education with 6-12 | BSEd |
| Theory & Practice in Teacher Education | Teacher Education | Elementary Education | EdS |
| Theory & Practice in Teacher Education | Teacher Education | Educational Technology | EdS |
| Theory & Practice in Teacher Education | Teacher Education | English Education | EdS |
| Theory & Practice in Teacher Education | Teacher Education | Foreign Language/ESL Education | EdS |
| Theory & Practice in Teacher Education | Teacher Education | Mathematics Education | EdS |
| Theory & Practice in Teacher Education | Teacher Education | Reading Education | EdS |
| Theory & Practice in Teacher Education | Teacher Education | Science Education | EdS |
| Theory & Practice in Teacher Education | Teacher Education | Social Science Education | EdS |
| Theory & Practice in Teacher Education | Teacher Education | Special Education | EdS |
| Theory & Practice in Teacher Education | Teacher Education | Track 1- Art Education | MS |
| Theory & Practice in Teacher Education | Teacher Education | Track 1- Educ of the Deaf & Hard of Hearing | MS |
| Theory & Practice in Teacher Education | Teacher Education | Track 1- Elementary Education | MS |
| Theory & Practice in Teacher Education | Teacher Education | Track 1- English Education | MS |
| Theory & Practice in Teacher Education | Teacher Education | Track 1- Foreign Language/ESL Education | MS |
| Theory & Practice in Teacher Education | Teacher Education | Track 1- Mathematics Education | MS |
| Theory & Practice in Teacher Education | Teacher Education | Track 1- Reading Education | MS |
| Theory & Practice in Teacher Education | Teacher Education | Track 1- Science Education | MS |
| Theory & Practice in Teacher Education | Teacher Education | Track 1- Science Education (Informal Education) | MS |
| Theory & Practice in Teacher Education | Teacher Education | Track 1- Social Science Education | MS |
| Theory & Practice in Teacher Education | Teacher Education | Track 1- Special Education | MS |
| Theory & Practice in Teacher Education | Teacher Education | Track 1 - Science, Tech, Engineering & Mathematics | MS |
| Theory & Practice in Teacher Education | Teacher Education | Track 2- Art Education | MS |
| Theory & Practice in Teacher Education | Teacher Education | Track 2- Educ of the Deaf & Hard of Hearing | MS |
| Theory & Practice in Teacher Education | Teacher Education | Track 2- Elementary Teaching | MS |
| Theory & Practice in Teacher Education | Teacher Education | Track 2 - English Language Learning | MS |
| Theory & Practice in Teacher Education | Teacher Education | Track 2- Middle Grades Teaching | MS |
| Theory & Practice in Teacher Education | Teacher Education | Track 2 - Secondary Teaching | MS |
| Theory & Practice in Teacher Education | Urban Education | | Gr Cert |

| College of Engineering | | | |
|---|---|---|---|
| **Department** | **Major** | **Submajor** | **Degree** |
| Chemical & Biomolecular Engineering | Chemical Engineering | | BSCHE |
| Chemical & Biomolecular Engineering | Chemical Engineering | Biomolecular Engineering | BSCHE |
| Chemical & Biomolecular Engineering | Chemical Engineering | Honors Biomolecular Engineering | BSCHE |
| Chemical & Biomolecular Engineering | Chemical Engineering | Honors Chemical Engineering | BSCHE |
| Chemical & Biomolecular Engineering | Chemical Engineering | | MS |
| Chemical & Biomolecular Engineering | Chemical Engineering | Dual MS-MBA Program | MS-MBA |
| Chemical & Biomolecular Engineering | Chemical Engineering | Energy Science and Engineering | PhD |
| Chemical & Biomolecular Engineering | Chemical Engineering | | PhD |
| Chemical & Biomolecular Engineering | Sustainability Science | | Gr Cert |
| Civil & Environmental Engineering | Civil Engineering | | BSCE |
| Civil & Environmental Engineering | Civil Engineering | Honors Civil Engineering | BSCE |
| Civil & Environmental Engineering | Civil Engineering | Construction Engineering | MS |
| Civil & Environmental Engineering | Civil Engineering | Geotechnical/ Materials Engineering | MS |
| Civil & Environmental Engineering | Civil Engineering | Public Works Engineering | MS |
| Civil & Environmental Engineering | Civil Engineering | Structural Engineering | MS |

**UTK Comprehensive List of Academic Programs**
**June 2014**

**College of Engineering**

| Department | Major | Submajor | Degree |
|---|---|---|---|
| Civil & Environmental Engineering | Civil Engineering | Transportation Engineering | MS |
| Civil & Environmental Engineering | Civil Engineering | Dual MS-MBA Program | MS-MBA |
| Civil & Environmental Engineering | Civil Engineering | Climate Impacts Engineering | PhD |
| Civil & Environmental Engineering | Civil Engineering | Construction Engineering | PhD |
| Civil & Environmental Engineering | Civil Engineering | Energy Science and Engineering | PhD |
| Civil & Environmental Engineering | Civil Engineering | Environmental Engineering | PhD |
| Civil & Environmental Engineering | Civil Engineering | Geotechnical/Materials Engineering | PhD |
| Civil & Environmental Engineering | Civil Engineering | Public Works Engineering | PhD |
| Civil & Environmental Engineering | Civil Engineering | Structural Engineering | PhD |
| Civil & Environmental Engineering | Civil Engineering | Transportation Engineering | PhD |
| Civil & Environmental Engineering | Civil Engineering | Water Resources Engineering | PhD |
| Civil & Environmental Engineering | Environmental Engineering | Water Resources Engineering | MS |
| Civil & Environmental Engineering | Environmental Engineering | Dual MS-MBA Program | MS-MBA |
| Electrical Eng & Computer Science | Computer Engineering | | BSCOME |
| Electrical Eng & Computer Science | Computer Engineering | Honors Computer Engineering | BSCOME |
| Electrical Eng & Computer Science | Computer Engineering | Computer Architecture | MS |
| Electrical Eng & Computer Science | Computer Engineering | Computer Networks | MS |
| Electrical Eng & Computer Science | Computer Engineering | Computer Vision | MS |
| Electrical Eng & Computer Science | Computer Engineering | Data Fusion | MS |
| Electrical Eng & Computer Science | Computer Engineering | Data Structures | MS |
| Electrical Eng & Computer Science | Computer Engineering | Data Visualization | MS |
| Electrical Eng & Computer Science | Computer Engineering | Dual MS-MBA Program | MS-MBA |
| Electrical Eng & Computer Science | Computer Engineering | Embedded Systems | MS |
| Electrical Eng & Computer Science | Computer Engineering | Image Processing | MS |
| Electrical Eng & Computer Science | Computer Engineering | Information Systems | MS |
| Electrical Eng & Computer Science | Computer Engineering | VLSI System Design | MS |
| Electrical Eng & Computer Science | Computer Engineering | Computer Architecture | PhD |
| Electrical Eng & Computer Science | Computer Engineering | Computer Networks | PhD |
| Electrical Eng & Computer Science | Computer Engineering | Computer Vision | PhD |
| Electrical Eng & Computer Science | Computer Engineering | Data Fusion | PhD |
| Electrical Eng & Computer Science | Computer Engineering | Data Structures | PhD |
| Electrical Eng & Computer Science | Computer Engineering | Data Visualization | PhD |
| Electrical Eng & Computer Science | Computer Engineering | Embedded Systems | PhD |
| Electrical Eng & Computer Science | Computer Engineering | Energy Science and Engineering | PhD |
| Electrical Eng & Computer Science | Computer Engineering | Image Processing | PhD |
| Electrical Eng & Computer Science | Computer Engineering | Information Systems | PhD |
| Electrical Eng & Computer Science | Computer Engineering | VLSI System Design | PhD |
| Electrical Eng & Computer Science | Computer Science | | BSCS |
| Electrical Eng & Computer Science | Computer Science | Honors Computer Science | BSCS |
| Electrical Eng & Computer Science | Computer Science | | MS |
| Electrical Eng & Computer Science | Computer Science | Dual MS-MBA Program | MS-MBA |
| Electrical Eng & Computer Science | Computer Science | | PhD |
| Electrical Eng & Computer Science | Computer Science | Energy Science and Engineering | PhD |
| Electrical Eng & Computer Science | Electrical Engineering | | BSEE |
| Electrical Eng & Computer Science | Electrical Engineering | Honors Electrical Engineering | BSEE |
| Electrical Eng & Computer Science | Electrical Engineering | Power & Energy Systems | BSEE |
| Electrical Eng & Computer Science | Electrical Engineering | Honors Power & Energy Systems | BSEE |
| Electrical Eng & Computer Science | Electrical Engineering | Circuit Theory | MS |
| Electrical Eng & Computer Science | Electrical Engineering | Communication Theory | MS |
| Electrical Eng & Computer Science | Electrical Engineering | Computers | MS |
| Electrical Eng & Computer Science | Electrical Engineering | Control Systems | MS |
| Electrical Eng & Computer Science | Electrical Engineering | Dual MS-MBA Program | MS-MBA |
| Electrical Eng & Computer Science | Electrical Engineering | Electro-Optics | MS |
| Electrical Eng & Computer Science | Electrical Engineering | Electromagnetic Theory | MS |
| Electrical Eng & Computer Science | Electrical Engineering | Plasma Engineering | MS |
| Electrical Eng & Computer Science | Electrical Engineering | Power Electronics | MS |
| Electrical Eng & Computer Science | Electrical Engineering | Power Systems | MS |
| Electrical Eng & Computer Science | Electrical Engineering | Solid-State Electronics | MS |
| Electrical Eng & Computer Science | Electrical Engineering | Circuit Theory | PhD |
| Electrical Eng & Computer Science | Electrical Engineering | Communication Theory | PhD |
| Electrical Eng & Computer Science | Electrical Engineering | Computers | PhD |
| Electrical Eng & Computer Science | Electrical Engineering | Control Systems | PhD |
| Electrical Eng & Computer Science | Electrical Engineering | Electro-optics | PhD |
| Electrical Eng & Computer Science | Electrical Engineering | Electromagnetic Theory | PhD |
| Electrical Eng & Computer Science | Electrical Engineering | Energy Science and Engineering | PhD |
| Electrical Eng & Computer Science | Electrical Engineering | Plasma Engineering | PhD |
| Electrical Eng & Computer Science | Electrical Engineering | Power Electronics | PhD |
| Electrical Eng & Computer Science | Electrical Engineering | Power Systems | PhD |
| Electrical Eng & Computer Science | Electrical Engineering | Solid-State Electronics | PhD |
| Electrical Eng & Computer Science | Fire Protection Engineering | | Gr Cert |
| Electrical Eng & Computer Science | Power and Energy Systems | | Gr Cert |

**UTK Comprehensive List of Academic Programs**
**June 2014**

**College of Engineering**

| Department | Major | Submajor | Degree |
|---|---|---|---|
| Industrial & Systems Engineering | Engineering Management | | Gr Cert |
| Industrial & Systems Engineering | Industrial Engineering | | BSIE |
| Industrial & Systems Engineering | Industrial Engineering | Honors Industrial Engineering | BSIE |
| Industrial & Systems Engineering | Industrial Engineering | Dual MS-MBA Program | MS-MBA |
| Industrial & Systems Engineering | Industrial Engineering | Engineering Management | MS |
| Industrial & Systems Engineering | Industrial Engineering | Energy Science and Engineering | PhD |
| Industrial & Systems Engineering | Industrial Engineering | Engineering Management | PhD |
| Interdepartmental | Engineering Science | | MS |
| Interdepartmental | Engineering Science | Flight Test Engineering (UTSI only) | MS |
| Interdepartmental | Engineering Science | Aerospace Engineering | MS |
| Interdepartmental | Engineering Science | Biomedical Engineering | MS |
| Interdepartmental | Engineering Science | Civil Engineering | MS |
| Interdepartmental | Engineering Science | Environmental Engineering | MS |
| Interdepartmental | Engineering Science | Mechanical Engineering | MS |
| Interdepartmental | Engineering Science | Dual MS-MBA Program | MS-MBA |
| Interdepartmental | Engineering Science | | PhD |
| Interdepartmental | Engineering Science | Aerospace Engineering | PhD |
| Interdepartmental | Engineering Science | Biomedical Engineering | PhD |
| Interdepartmental | Engineering Science | Civil Engineering | PhD |
| Interdepartmental | Engineering Science | Environmental Engineering | PhD |
| Interdepartmental | Engineering Science | Energy Science and Engineering | PhD |
| Interdepartmental | Engineering Science | Mechanical Engineering | PhD |
| Interdepartmental | Reliability & Maintainability Engineering | | Gr Cert |
| Interdepartmental | Reliability & Maintainability Engineering | Chemical Engineering | Gr Cert |
| Interdepartmental | Reliability & Maintainability Engineering | Computer Engineering | Gr Cert |
| Interdepartmental | Reliability & Maintainability Engineering | Electrical Engineering | Gr Cert |
| Interdepartmental | Reliability & Maintainability Engineering | Industrial Engineering | Gr Cert |
| Interdepartmental | Reliability & Maintainability Engineering | Mechanical Engineering | Gr Cert |
| Interdepartmental | Reliability & Maintainability Engineering | Nuclear Engineering | Gr Cert |
| Interdepartmental | Reliability & Maintainability Engineering | Aerospace Engineering | MS |
| Interdepartmental | Reliability & Maintainability Engineering | Biomedical Engineering | MS |
| Interdepartmental | Reliability & Maintainability Engineering | Mechanical Engineering | MS |
| Interdepartmental | Reliability & Maintainability Engineering | Chemical Engineering | MS |
| Interdepartmental | Reliability & Maintainability Engineering | Computer Engineering | MS |
| Interdepartmental | Reliability & Maintainability Engineering | Electrical Engineering | MS |
| Interdepartmental | Reliability & Maintainability Engineering | Industrial Engineering | MS |
| Interdepartmental | Reliability & Maintainability Engineering | Materials Science & Engineering | MS |
| Interdepartmental | Reliability & Maintainability Engineering | Nuclear Engineering | MS |
| Materials Science & Engineering | Materials Science & Engineering | | BSMSE |
| Materials Science & Engineering | Materials Science & Engineering | Biomaterials | BSMSE |
| Materials Science & Engineering | Materials Science & Engineering | Honors Biomaterials | BSMSE |
| Materials Science & Engineering | Materials Science & Engineering | Honors Materials Science & Engineering | BSMSE |
| Materials Science & Engineering | Materials Science & Engineering | Nanomaterials | BSMSE |
| Materials Science & Engineering | Materials Science & Engineering | Honors Nanomaterials | BSMSE |
| Materials Science & Engineering | Materials Science & Engineering | Dual MS-MBA Program | MS-MBA |
| Materials Science & Engineering | Materials Science & Engineering | Biomaterials | MS |
| Materials Science & Engineering | Materials Science & Engineering | Materials | MS |
| Materials Science & Engineering | Materials Science & Engineering | Metallurgy | MS |
| Materials Science & Engineering | Materials Science & Engineering | Nanomaterials | MS |
| Materials Science & Engineering | Materials Science & Engineering | Polymers | MS |
| Materials Science & Engineering | Materials Science & Engineering | Biomaterials | PhD |
| Materials Science & Engineering | Materials Science & Engineering | Energy Science and Engineering | PhD |
| Materials Science & Engineering | Materials Science & Engineering | Materials | PhD |
| Materials Science & Engineering | Materials Science & Engineering | Metallurgy | PhD |
| Materials Science & Engineering | Materials Science & Engineering | Nanomaterials | PhD |
| Materials Science & Engineering | Materials Science & Engineering | Polymers | PhD |
| Mechanical, Aerospace, & Biomed. Engr. | Aerospace Engineering | | BSAE |
| Mechanical, Aerospace, & Biomed. Engr. | Aerospace Engineering | Honors Aerospace Engineering | BSAE |
| Mechanical, Aerospace, & Biomed. Engr. | Aerospace Engineering | | MS |
| Mechanical, Aerospace, & Biomed. Engr. | Aerospace Engineering | Applied Mechanics | MS |
| Mechanical, Aerospace, & Biomed. Engr. | Aerospace Engineering | Systems and Controls | MS |
| Mechanical, Aerospace, & Biomed. Engr. | Aerospace Engineering | Thermal-Fluid Mechanics | MS |
| Mechanical, Aerospace, & Biomed. Engr. | Aerospace Engineering | Dual MS-MBA Program | MS-MBA |
| Mechanical, Aerospace, & Biomed. Engr. | Aerospace Engineering | | PhD |
| Mechanical, Aerospace, & Biomed. Engr. | Aerospace Engineering | Applied Mechanics | PhD |
| Mechanical, Aerospace, & Biomed. Engr. | Aerospace Engineering | Energy Science and Engineering | PhD |
| Mechanical, Aerospace, & Biomed. Engr. | Aerospace Engineering | Systems and Controls | PhD |
| Mechanical, Aerospace, & Biomed. Engr. | Aerospace Engineering | Thermal-Fluid Mechanics | PhD |
| Mechanical, Aerospace, & Biomed. Engr. | Biomedical Engineering | | BSBME |
| Mechanical, Aerospace, & Biomed. Engr. | Biomedical Engineering | Honors Biomedical Engineering | BSBME |

**UTK Comprehensive List of Academic Programs**
**June 2014**

## College of Engineering

| Department | Major | Submajor | Degree |
|---|---|---|---|
| Mechanical, Aerospace, & Biomed. Engr. | Biomedical Engineering | | MS |
| Mechanical, Aerospace, & Biomed. Engr. | Biomedical Engineering | Biomechanics | MS |
| Mechanical, Aerospace, & Biomed. Engr. | Biomedical Engineering | Biomedical Systems | MS |
| Mechanical, Aerospace, & Biomed. Engr. | Biomedical Engineering | Dual MS-MBA Program | MS-MBA |
| Mechanical, Aerospace, & Biomed. Engr. | Biomedical Engineering | | PhD |
| Mechanical, Aerospace, & Biomed. Engr. | Biomedical Engineering | Biomechanics | PhD |
| Mechanical, Aerospace, & Biomed. Engr. | Biomedical Engineering | Biomedical Systems | PhD |
| Mechanical, Aerospace, & Biomed. Engr. | Biomedical Engineering | Energy Science and Engineering | PhD |
| Mechanical, Aerospace, & Biomed. Engr. | Mechanical Engineering | | BSME |
| Mechanical, Aerospace, & Biomed. Engr. | Mechanical Engineering | Honors Mechanical Engineering | BSME |
| Mechanical, Aerospace, & Biomed. Engr. | Mechanical Engineering | Dual MS-MBA Program | MS-MBA |
| Mechanical, Aerospace, & Biomed. Engr. | Mechanical Engineering | | MS |
| Mechanical, Aerospace, & Biomed. Engr. | Mechanical Engineering | Applied Mechanics | MS |
| Mechanical, Aerospace, & Biomed. Engr. | Mechanical Engineering | Systems and Controls | MS |
| Mechanical, Aerospace, & Biomed. Engr. | Mechanical Engineering | Thermal-Fluid Mechanics | MS |
| Mechanical, Aerospace, & Biomed. Engr. | Mechanical Engineering | | PhD |
| Mechanical, Aerospace, & Biomed. Engr. | Mechanical Engineering | Applied Mechanics | PhD |
| Mechanical, Aerospace, & Biomed. Engr. | Mechanical Engineering | Systems and Controls | PhD |
| Mechanical, Aerospace, & Biomed. Engr. | Mechanical Engineering | Thermal-Fluid Mechanics | PhD |
| Nuclear Engineering | Nuclear Engineering | | BSNE |
| Nuclear Engineering | Nuclear Engineering | Honors Nuclear Engineering | BSNE |
| Nuclear Engineering | Nuclear Engineering | Honors Radiological Engineering | BSNE |
| Nuclear Engineering | Nuclear Engineering | Radiological Engineering | BSNE |
| Nuclear Engineering | Nuclear Engineering | | MS |
| Nuclear Engineering | Nuclear Engineering | Dual MS-MBA Program | MS-MBA |
| Nuclear Engineering | Nuclear Engineering | Radiological Engineering | MS |
| Nuclear Engineering | Nuclear Engineering | | PhD |
| Nuclear Engineering | Nuclear Engineering | Energy Science and Engineering | PhD |
| Nuclear Engineering | Nuclear Engineering | Radiological Engineering | PhD |
| Nuclear Engineering | Nuclear Criticality Safety | | Gr Cert |
| Nuclear Engineering | Nuclear Security Science & Analysis | | Gr Cert |

## College of Law

| Department | Major | Submajor | Degree |
|---|---|---|---|
| Law | Law | | JD |
| Law | Law | Advocacy & Dispute Resolution | JD |
| Law | Law | Business Transactions | JD |
| Law | Law | Dual JD/MA Program | JD/MA |
| Law | Law | Dual JD/MBA Program | JD/MBA |
| Law | Law | Dual JD/MPA Program | JD/MPA |
| Law | Law | Dual JD/MPH Program | JD/MPH |

## College of Nursing

| Department | Major | Submajor | Degree |
|---|---|---|---|
| Nursing | Adult Health Nursing Clinical Nurse Specialist | | Gr Cert |
| Nursing | Family Nurse Practitioner | | Gr Cert |
| Nursing | Global Disaster Nursing | | Gr Cert |
| Nursing | Global Disaster Studies | | Gr Cert |
| Nursing | Health Policy | | Gr Cert |
| Nursing | Mental Health Nursing | | Gr Cert |
| Nursing | Nurse Anesthesia | | Gr Cert |
| Nursing | Nursing Administration | | Gr Cert |
| Nursing | Nursing Education | | Gr Cert |
| Nursing | Nursing of Women & Children | | Gr Cert |
| Nursing | Nursing | | BSN |
| Nursing | Nursing | RN Track | BSN |
| Nursing | Nursing | Accelerated Track | BSN |
| Nursing | Nursing | Adult Health Nursing Clinical Nurse Specialist | MSN |
| Nursing | Nursing | Family Nurse Practitioner | MSN |
| Nursing | Nursing | Global Disaster Nursing | MSN |
| Nursing | Nursing | Mental Health Nursing | MSN |
| Nursing | Nursing | Nurse Anesthesia | MSN |
| Nursing | Nursing | Nursing Administration | MSN |
| Nursing | Nursing | Nursing of Women & Children | MSN |
| Nursing | Nursing | | DNP |
| Nursing | Nursing | Mental Health Practitioner | DNP |
| Nursing | Nursing | Nursing of Women & Children | DNP |
| Nursing | Nursing | Nurse Anesthesia | DNP |
| Nursing | Nursing | Family Nurse Practitioner | DNP |
| Nursing | Nursing | | PhD |

**UTK Comprehensive List of Academic Programs**
**June 2014**

**Intercollegiate**

| Department | Major | Submajor | Degree |
|---|---|---|---|
| Intercollegiate | Aviation Systems (at UTSI) | | MS |
| Intercollegiate | Comparative & Experimental Medicine | | MS |
| Intercollegiate | Comparative & Experimental Medicine | | PhD |
| Intercollegiate: Center for Interdisciplinary Research and Graduate Education | Energy Science and Engineering | | PhD |

**College of Social Work**

| Department | Major | Submajor | Degree |
|---|---|---|---|
| Social Work | Social Work | | BSSW |
| Social Work | Social Work | Honors Social Work | BSSW |
| Social Work | Social Work | Management, Leadership & Community Practice | MSSW |
| Social Work | Social Work | Evidence-based Interpersonal | MSSW |
| Social Work | Gerontology | | Gr Cert |
| Social Work | Veterinary Social Work | | Gr Cert |
| Social Work | Trauma Treatment | | Gr Cert |
| Social Work | Social Work | | DSW |
| Social Work | Social Work | | PhD |

**College of Veterinary Medicine**

| Department | Major | Submajor | Degree |
|---|---|---|---|
| Veterinary Medicine | Veterinary Medicine | | Gr Cert |
| Veterinary Medicine | Veterinary Medicine | | DVM |

## UTM Comprehensive List of Academic Programs - June 2014

### College of Agriculture & Applied Sciences

| Department | Major | Submajor | Degree |
|---|---|---|---|
| Agriculture, Geosciences, & Natural Resources | Ag & Natural Resources | Agribusiness and Risk Management | MSANR |
| Agriculture, Geosciences, & Natural Resources | Ag & Natural Resources | Systems Science in Agriculture | MSANR |
| Agriculture, Geosciences, & Natural Resources | Ag & Natural Resources | Natural Resources Systems Management | MSANR |
| Agriculture, Geosciences, & Natural Resources | General Agriculture | Agricultural Business | BSAG |
| Agriculture, Geosciences, & Natural Resources | General Agriculture | Agricultural Engineering Technology | BSAG |
| Agriculture, Geosciences, & Natural Resources | General Agriculture | Agricultural Science | BSAG |
| Agriculture, Geosciences, & Natural Resources | General Agriculture | Animal Science | BSAG |
| Agriculture, Geosciences, & Natural Resources | General Agriculture | Plant & Soil Science | BSAG |
| Agriculture, Geosciences, & Natural Resources | Geoscience | Geography | BS |
| Agriculture, Geosciences, & Natural Resources | Geoscience | Geology | BS |
| Agriculture, Geosciences, & Natural Resources | Geoscience | Meteorology | BS |
| Agriculture, Geosciences, & Natural Resources | Natural Resources Management | Environmental Management | BSNRM |
| Agriculture, Geosciences, & Natural Resources | Natural Resources Management | Park Administration | BSNRM |
| Agriculture, Geosciences, & Natural Resources | Natural Resources Management | Soil & Water Conservation | BSNRM |
| Agriculture, Geosciences, & Natural Resources | Natural Resources Management | Wildlife & Fisheries Biology | BSNRM |
| Family & Consumer Sciences | Family & Consumer Sciences | Child & Family Studies | BSFCS |
| Family & Consumer Sciences | Family & Consumer Sciences | Family & Consumer Sciences Education | BSFCS |
| Family & Consumer Sciences | Family & Consumer Sciences | Dietetics | BSFCS |
| Family & Consumer Sciences | Family & Consumer Sciences | Food & Nutrition | BSFCS |
| Family & Consumer Sciences | Family & Consumer Sciences | Fashion Merchandising | BSFCS |
| Family & Consumer Sciences | Family & Consumer Sciences | Dietetics | MSFCS |
| Family & Consumer Sciences | Family & Consumer Sciences | General | MSFCS |
| Family & Consumer Sciences | Family & Consumer Sciences | Gerontology | BSFCS |
| Family & Consumer Sciences | Family & Consumer Sciences | Hospitality & Food Service Management | BSFCS |
| Military Science & Leadership | | | |

### College of Business & Global Affairs

| Department | Major | Submajor | Degree |
|---|---|---|---|
| Accounting, Finance, Economics, & Pol. Sci. | Accounting | | BSBA |
| Accounting, Finance, Economics, & Pol. Sci. | Economics | Economics | BSBA |
| Accounting, Finance, Economics, & Pol. Sci. | Economics | General Business | BSBA |
| Accounting, Finance, Economics, & Pol. Sci. | Economics | International Business | BSBA |
| Accounting, Finance, Economics, & Pol. Sci. | Finance | | BSBA |
| Accounting, Finance, Economics, & Pol. Sci. | International Studies | | BA |
| Accounting, Finance, Economics, & Pol. Sci. | International Studies | Business & Economic Development | BA |
| Accounting, Finance, Economics, & Pol. Sci. | International Studies | Strategic Studies | BA |
| Management, Marketing, & Information Systems | Information Systems | Management Information Systems | BSBA |
| Management, Marketing, & Information Systems | Information Systems | Office Information Systems | BSBA |
| Management, Marketing, & Information Systems | Management | Management | BSBA |
| Management, Marketing, & Information Systems | Management | Sport Management | BSBA |
| Management, Marketing, & Information Systems | Marketing | | BSBA |
| Accounting, Finance, Economics, & Pol. Sci. | Political Science | General | BA |
| Accounting, Finance, Economics, & Pol. Sci. | Political Science | General | BS |
| Accounting, Finance, Economics, & Pol. Sci. | Political Science | Public Administration | BA |
| Accounting, Finance, Economics, & Pol. Sci. | Political Science | Public Administration | BS |
| Accounting, Finance, Economics, & Pol. Sci. | Political Science | International Security Systems | BA |
| Accounting, Finance, Economics, & Pol. Sci. | Political Science | International Security Systems | BS |
| | Business Administration | | MBA |

## UTM Comprehensive List of Academic Programs - June 2014

### College of Education, Health & Behavioral Sciences

| Department | Major | Submajor | Degree |
|---|---|---|---|
| Behavioral Sciences | Criminal Justice | Corrections | BSCJ |
| Behavioral Sciences | Criminal Justice | Courts and Law | BSCJ |
| Behavioral Sciences | Criminal Justice | Generalist | BSCJ |
| Behavioral Sciences | Criminal Justice | Law Enforcement | BSCJ |
| Behavioral Sciences | Criminal Justice | Forensics | BSCJ |
| Behavioral Sciences | Psychology | | BA |
| Behavioral Sciences | Psychology | | BS |
| Behavioral Sciences | Social Work | | BSSW |
| Behavioral Sciences | Sociology | | BA |
| Behavioral Sciences | Sociology | | BS |
| | Counseling | Clinical Mental Health | MSEd |
| | Counseling | School | MSEd |
| | Educational Leadership | | MSEd |
| | Teaching | Curriculum & Instruction (Elementary) | MSEd |
| | Teaching | Curriculum & Instruction (Secondary) | MSEd |
| | Teaching | Initial Licensure (Elementary) | MSEd |
| | Teaching | Initial Licensure (Secondary) | MSEd |
| | Teaching | Non Licensure | MSEd |
| | Teaching | Interdisciplinary | MSEd |
| | Teaching | Initial Licensure - K-12 | MSEd |
| Educational Studies | Integrated Studies | K-6 Licensure | BSEd |
| Educational Studies | Integrated Studies | 4-8 Licensure | BSEd |
| Educational Studies | Integrated Studies | Pre K-3 Licensure | BSEd |
| Educational Studies | Secondary Education | Secondary Biology | BSEd |
| Educational Studies | Secondary Education | Secondary Business | BSEd |
| Educational Studies | Secondary Education | Secondary Chemisty | BSEd |
| Educational Studies | Secondary Education | Secondary Earth & Space Science | BSEd |
| Educational Studies | Secondary Education | Secondary Economics | BSEd |
| Educational Studies | Secondary Education | Secondary English | BSEd |
| Educational Studies | Secondary Education | Secondary French | BSEd |
| Educational Studies | Secondary Education | Secondary Geography | BSEd |
| Educational Studies | Secondary Education | Secondary Government | BSEd |
| Educational Studies | Secondary Education | Secondary History | BSEd |
| Educational Studies | Secondary Education | Secondary Mathematics | BSEd |
| Educational Studies | Secondary Education | Secondary Spanish | BSEd |
| Educational Studies | Special Education | P-12 Modified Licensure | BSEd |
| Health & Human Performance | Health & Human Performance | Exercise Science & Wellness | BSHHP |
| Health & Human Performance | Health & Human Performance | Health and Human Performance Generalist | BSHHP |
| Health & Human Performance | Health & Human Performance | Licensure K-12 | BSHHP |
| Health & Human Performance | Health & Human Performance | Sport Management | BSHHP |
| Nursing | Nursing | | BSN |
| Interdisciplinary Studies, Office of | Individualized | | BIS |

## UTM Comprehensive List of Academic Programs - June 2014

### College of Engineering & Natural Sciences

| Department | Major | Submajor | Degree |
|---|---|---|---|
| Biological Sciences | Biology | Cell & Molecular Biology | BS |
| Biological Sciences | Biology | Organismal Biology | BS |
| Biological Sciences | Biology | Ecology & Environmental Biology | BS |
| Chemistry & Physics | Chemistry | | BS |
| Chemistry & Physics | Chemistry | | BSCH |
| Computer Science | Computer Science | | BS |
| Engineering | Engineering | Civil | BSE |
| Engineering | Engineering | Electrical | BSE |
| Engineering | Engineering | Industrial | BSE |
| Engineering | Engineering | Mechanical | BSE |
| Mathematics & Statistics | Mathematics | General Mathematics & Statistics | BA |
| Mathematics & Statistics | Mathematics | Mathematics | BA |
| Mathematics & Statistics | Mathematics | Secondary Mathematics | BA |
| Mathematics & Statistics | Mathematics | Statistics | BA |
| Mathematics & Statistics | Mathematics | General Mathematics & Statistics | BS |
| Mathematics & Statistics | Mathematics | Mathematics | BS |
| Mathematics & Statistics | Mathematics | Secondary Mathematics | BS |
| Mathematics & Statistics | Mathematics | Statistics | BS |

### College of Humanities & Fine Arts

| Department | Major | Submajor | Degree |
|---|---|---|---|
| Communications | Communications | Broadcasting | BA |
| Communications | Communications | Broadcasting | BS |
| Communications | Communications | News Editorial | BA |
| Communications | Communications | News Editorial | BS |
| Communications | Communications | Public Relations | BA |
| Communications | Communications | Public Relations | BS |
| Communications | Communications | Media Design | BA |
| Communications | Communications | Media Design | BS |
| English & Modern Foreign Languages | English | Literature | BA |
| English & Modern Foreign Languages | English | Writing | BA |
| English & Modern Foreign Languages | English | Secondary English Education | BA |
| English & Modern Foreign Languages | French | | BA |
| English & Modern Foreign Languages | Spanish | | BA |
| History & Philosophy | History | | BA |
| History & Philosophy | History | | BS |
| History & Philosophy | Philosophy | | BA |
| Music | Music | | BAM |
| Music | Music | Music Education | BM |
| Music | Music | Performance | BM |
| Visual and Theatre Arts | Fine and Performing Arts | Studio- Graphic Design | BFA |
| Visual and Theatre Arts | Fine and Performing Arts | Studio- Theatre | BFA |
| Visual and Theatre Arts | Fine and Performing Arts | Studio- Visual Art | BFA |
| Visual and Theatre Arts | Fine and Performing Arts | Teaching - Art Education | BFA |
| Visual and Theatre Arts | Fine and Performing Arts | Teaching - Dance Education | BFA |

THE UNIVERSITY OF TENNESSEE
BOARD OF TRUSTEES



ACTION ITEM

| | |
|---|---|
| DATE: | June 19, 2014 |
| COMMITTEE: | Academic Affairs and Student Success |
| CAMPUS/UNIT: | All |
| ITEM: | **Authorization to Confer Degrees** |
| RECOMMENDATION: | Approval |
| PRESENTED BY: | Katherine N. High, Vice President for Academic Affairs and Student Success |

The University's Charter, dating from the early 19th century, provides for degrees to be conferred on students at meetings of the Board of Trustees. Each year, the Board delegates to the President, the Chancellors, or another University official designated by the President, full authority to confer degrees at commencement ceremonies held during the coming year.

**MOTION:**

**That the President, the Chancellors, or another University official designated by the President be authorized to confer degrees at commencement ceremonies held during the time intervening between this meeting and the next annual meeting to be held in June 2015.**

THE UNIVERSITY OF TENNESSEE
BOARD OF TRUSTEES

ACTION ITEM



| | |
|---|---|
| DATE: | June 19, 2014 |
| COMMITTEE: | Advancement and Public Affairs |
| CAMPUS/UNIT: | UT Knoxville |
| ITEM: | Naming of the Volleyball Practice Facility at UT Knoxville |
| RECOMMENDATION: | Approval |
| PRESENTED BY: | Jimmy G. Cheek, Chancellor, UT Knoxville |

The following letter from Chancellor Cheek outlines a proposal, approved by President DiPietro, to name the volleyball practice facility at UT Knoxville for Joan Cronan.

Although the Policy on Naming of Facilities and Other Assets provides that current employees and those employed within the previous three years are not eligible for naming consideration, the policy also provides that the Board of Trustees, in its sole discretion, may make an exception to that provision by duly adopted motion. An exception is recommended in this case to allow the University to recognize Joan's distinguished career of service to athletics and the University prior to her retirement on June 30, 2014.

**MOTION:**

**That an exception to the Policy on Naming Facilities and Other Assets be approved to allow the volleyball practice facility at UT Knoxville to be named the "Joan Cronan Volleyball Practice Facility" in recognition of her distinguished career of service to athletics and the University.**

THE UNIVERSITY of TENNESSEE
KNOXVILLE
Office of the Chancellor

527 Andy Holt Tower
Knoxville, TN 37996
865-974-5260



May 28, 2014

President Joseph A. DiPietro
University of Tennessee System
800 Andy Holt Tower
Knoxville, TN 37996-0180

Dear President DiPietro:

I am writing to request approval to name the volleyball practice facility the "Joan Cronan Volleyball Practice Facility" and request an exception to the Board of Trustees policy on "Naming Facilities and Other Assets" in order to honor Joan's legacy, impact upon the University, and our women's athletics program.

Joan served with great integrity and enthusiasm for nearly thirty years as Women's Athletics Director. She oversaw and facilitated an athletics program which grew to become one of the most prominent and respected in the nation. She is also considered one of the winningest women's athletics directors in the nation, as the Lady Vols earned ten NCAA national championship titles, forty-six top-five NCAA finishes, and twenty-nine Southeastern Conference championships under her leadership.

A native of Opelousas, Louisiana, Cronan first came to the University of Tennessee in 1968 to teach as well as coach women's basketball. After serving as athletics director, coach, and professor at the College of Charleston from 1973 to 1983, she and her family returned to East Tennessee in 1983 to make Knoxville their permanent home. Taking over as Women's Athletics Director in 1983, she gradually expanded the program from seven to eleven sports, helped the department increase annual giving from $75,000 to $2 million per year. She has forged a distinguished career in collegiate athletics as an administrator and advocate for student-athletes. She is respected nationally for her skills as a leader, motivator, strategic thinker, public speaker, team builder, and for the integrity with which she runs an organization.

Her success at the university has allowed her to serve in many distinguished and prominent leadership roles on a national level. In 2010 she was appointed to the NCAA Division I Leadership Council, and in the 2008-2009 academic year she was selected as the president of the National Association of Collegiate Directors of Athletics by her peers. A trailblazer in many respects, Joan became the first woman in SEC history to oversee both men's and women's athletics programs in the SEC when she stepped in to serve as Vice Chancellor & Director of Athletics in 2011. Cronan was named Women's Athletic Director Emeritus in July 2012, and continues to represent the university and community through speaking appearances in addition to her role as a senior advisor.

Joan epitomizes the Tennessee Volunteer spirit through her servant leadership, integrity, and ability to empower others to reach their full potential. She will be retiring on June 30, 2014 and

naming this facility in her honor would be an appropriate and lasting way to celebrate her leadership and legacy.

The Board's policy on "Naming Facilities and Other Assets" provides that current employees and those employed within the previous three years are not eligible for naming consideration. The policy also provides, however, that the Board, in its sole discretion, may make an exception to that provision by duly adopted motion at any regular or called meeting. Therefore, we request that the Board of Trustees make an exception to the policy on "Naming Facilities and Other Assets" to commemorate Joan's distinguished career and legacy by naming the volleyball practice facility in her honor at the annual meeting in June.



If you have any questions, please feel free to contact me.

Sincerely,

Jimmy G. Cheek
Chancellor

Enclosure

Approved:

Joseph A. DiPietro
President, University of Tennessee System

TENNESSEE VOLUNTEERS
INTERCOLLEGIATE ATHLETICS

32

# Memorandum

Date: May 15, 2014

To: Jimmy G. Cheek
Chancellor

From: Dave Hart
Vice Chancellor & Director of Athletics

Subject: Request to Name Athletics Facility

The Department of Athletics is requesting approval to name the volleyball practice facility as is permissible under the "Policy on the Naming of Facilities and Other Assets of the University of Tennessee."

It is our request that, with Board of Trustees approval, it be named the:

Joan Cronan Volleyball Practice Facility

- In recognition of decades of service and for bringing national recognition to the University of Tennessee Knoxville, we request the Board of Trustees make an exception to the "Policy on the Naming of Facilities and Other Assets of the University of Tennessee" and allow the athletic department to name the Volleyball Practice Facility in her honor. Joan will be retiring at the end of June, and this would provide an appropriate and permanent way to celebrate her leadership to our university.

I appreciate your assistance in recognizing Joan's contributions to the university and athletic department. Please let me know if further information is needed.

Approved: Jimmy G. Cheek
Jimmy G. Cheek
Chancellor

CC: Chris Fuller
Scott Rabenold

1551 Lake Loudoun Boulevard, Knoxville, TN
PO Box 15016, Knoxville, TN 37901
865-974-1224 www.utsports.com

THE UNIVERSITY OF TENNESSEE
BOARD OF TRUSTEES

ACTION ITEM



| | |
|---|---|
| DATE: | June 19, 2014 |
| COMMITTEE: | Advancement and Public Affairs |
| CAMPUS/UNIT: | UT Martin |
| ITEM: | Naming of the Chi Omega Sorority House at UT Martin |
| RECOMMENDATION: | Approval |
| PRESENTED BY: | Thomas A. Rakes, Chancellor, UT Martin |

The following memorandum from Chancellor Rakes outlines a proposal, approved by President DiPietro, to name the Chi Omega sorority house at UT Martin for Coach Pat Head Summitt.

Although the Policy on Naming of Facilities and Other Assets provides that current employees and those employed within the previous three years are not eligible for naming consideration, the policy also provides that the Board of Trustees, in its sole discretion, may make an exception to that provision by duly adopted motion. An exception is recommended in this case to allow UT Martin to recognize the unparalleled career and legacy of one of its most distinguished alumni.

**MOTION:**

**That an exception to the Policy on Naming Facilities and Other Assets be approved to allow the Chi Omega sorority house at UT Martin to be named the "Pat Head Summitt Chi Omega House" in recognition of the unparalleled career and legacy of Coach Summitt.**

# PROPOSED NAMING OF THE CHI OMEGA SORORITY HOUSE THE UNIVERSITY OF TENNESSEE AT MARTIN

The University of Tennessee at Martin proposes the Chi Omega Sorority House be named the "The Pat Head Summitt Chi Omega House" in honor of Pat Head Summitt, benefactor and an athletic, academic and volunteer leader of the University.

Coach Summitt was born Patricia Sue Head in Clarksville, Tennessee. She attended the University of Tennessee at Martin where she was a member of Chi Omega and won All-American honors playing for UT Martin's women's basketball team. Just before the 1974–75 season, with women's college basketball still in its infancy and not yet an NCAA-sanctioned sport, 22-year-old Summitt became a graduate assistant at the University of Tennessee, and was named head coach of the Lady Vols after the previous coach resigned suddenly. Her tenure as head coach of the Lady Vols grew from meager beginnings to Summitt being regarded as one of the winningest coaches of all time.

She co-captained the first United States women's national basketball team as a player in the inaugural women's tournament at the 1976 Summer Olympics, winning the silver medal. Eight years later in 1984, she coached the U.S. women's team to an Olympic gold medal, becoming the first U.S. Olympian to win a basketball medal and coach a medal-winning team.

Coach Summitt holds the most all-time wins for a coach in NCAA basketball history of either a men's or women's team in any division. She coached from 1974 to 2012, all with the Lady Vols, winning eight NCAA national championships. She is the only coach in NCAA history with at least 1,000 victories. Summitt was named the Naismith Basketball Coach of the Century in April 2000. In 2009, the Sporting News placed her number 11 on its list of the 50 Greatest Coaches of All Time in all sports; she was the only woman on the list. In 38 years as a coach, she never had a losing season. She currently serves as head coach emeritus of the Tennessee Lady Vols basketball team.

Coach Summitt is the only person to have two courts used by NCAA Division I basketball teams named in her honor: "Pat Head Summitt Court" at the University of Tennessee at Martin, and "The Summitt" at the University of Tennessee, Knoxville. She was awarded UT Martin's "Outstanding Alumni Award" in 1987.

In addition, she has been a loyal benefactor to her alma mater and employer. Summitt has commitments to UT which exceed $530,000; $232,000 of which is designated to UT Martin. The lodge is being funded through private gifts and $239,100 has already been given in Coach Summitt's honor. "She is one of the most recognizable alumnae of not only Chi Omega, but also of the University of Tennessee at Martin," Mona Beale, UT Martin alumna and sorority sister, said. "She was instrumental in our fundraising campaign for the most important project in our chapter's history."

The University of Tennessee at Martin supports the naming of the Chi Omega Sorority House as an appropriate honorarium in recognition of Coach Summitt's distinguished service advancing the educational opportunities for Tennesseans. The naming of the "The Pat Head Summitt Chi Omega House" meets the requirements as stipulated in the *"Policy on the Naming of Facilities and Other Assets of the University of Tennessee"* as adopted by the Board of Trustees on October 22, 2010.

Submitted by Thomas A. Rakes
May 5, 2014

Joseph A. DiPietro
6/10/14

# BOARD OF TRUSTEES MEETINGS AND COMMITTEE MEETINGS

## 2014

| | |
|---|---|
| **Sept 5, 2014:** | **Audit Committee, Nashville** |
| **Sept 9, 2014:** | **Health Affairs Committee, Nashville** *(tentative—late afternoon if confirmed)* |
| **Sept 10, 2014:** | **7:30 a.m. CDT, Executive & Compensation Committee, Nashville**<br>**9:00 a.m. CDT, Board of Trustees Workshop, Nashville** |
| **Oct 2-3, 2014:** | **Fall Meeting of the Board of Trustees, Knoxville** |
| **Dec 8, 2014:** | **Audit Committee, Nashville** |